

HAWORTH

## Haworth Price Adjustment

A non-discountable 1.75% increase to list price will be applied to all orders placed after April 07, 2025

# Fixed Height Tables

## GSA Price List – March 2025

Includes Compose, Cultivate, Executive Wood, Immerse, Jive, Masters Series, Pip, Planes, PopUp, PREMISE and Reside Tables



This price list is based upon Haworth's February 2025 commercial pricing.

GENERAL SERVICES ADMINISTRATION FEDERAL SUPPLY SERVICE

Authorized Federal Supply Scheduled Price List (Catalog) Office Furniture, Wood Casegoods and Tables

(FSC Group 71, Part I, FSC Classes 7105, 7110, 7125 and 7195)

Contract No: GS-03F-057DA | Contract Period: February 8, 2016 – February 7, 2026 | Business: Large

Contractor: Haworth, Inc. | One Haworth Center | Holland, MI 49423-9576 | 1.616.393.3000



# Electronic Update Page – Fixed Height Tables Price List

- The table below lists all of the updates and addendums added to this price list since the original version was created.
- All **Update** pages will replace the existing pages within the document.
- All **New** pages will be placed at the back of the document.

Link	Date	Pages	Description
<a href="#">Click Here</a>	March 2025	16, 244-268	<b>Update</b> – The Planes Column Base was redesigned and updated.
<a href="#">Click Here</a>	March 2025	24	<b>Update</b> – Correction to Mounting Bracket pricing.
<a href="#">Click Here</a>	April 2025	All Price List Pages	<b>Update</b> – Pricing Surcharge – effective April 7, 2025 all future orders will have a non-discountable 1.75% of list price surcharge added.
<a href="#">Click Here</a>	May 2025	55, 121, 122, 146, 147,	<b>Update</b> – The Jive C-Leg/T-Leg Flip Base Rectangular Tables have been updated with a new option that features angled feet for in-line nesting of the the tables.
<a href="#">Click Here</a>	May 2025	272, 274, 276	<b>Update</b> – Finish for the Horizontal Leg Rail was clarified.



**This Haworth North American price book contains US list prices.**

Canadian customers can convert the US list price into their Canadian equivalent by going to [www.Haworth.com/Canada](http://www.Haworth.com/Canada) to find the current Canadian multipliers. These multiplier factors allow you to convert the US list price into a Canadian list price.


**HAWORTH, INC.**  
**GENERAL SERVICES ADMINISTRATION**  
**FEDERAL ACQUISITION SERVICES**

**Authorized Federal Supply Schedule**  
**Furniture**  
**(FSC Group 71, FSC Classes 7105, 7110, 7125 and 7195)**

Contract Number: GS-03F-057DA  
Contract Start Date: February 8, 2016  
Contract End Date: February 7, 2026  
Contractor: HAWORTH, INC.  
One Haworth Center  
Holland, MI 49423-9576  
1-616-393-3000  
<http://www.haworth.com/government>  
Business Size: Large

**Information for Ordering Activities**  
**I-FSS-600**

Online access to Haworth's Authorized Federal Supply Schedule contract ordering information, terms and conditions, and up-to-date product and discount listing can be found at GSA Advantage, eLibrary link [here](#).



**This Page Intentionally Left Blank**

# Fixed Height Tables Price List

Includes pricing, catalog numbers, finish codes/availability, specification requirements, line art, dimensions, and specification tips for Fixed Height Tables.

**Compose Tables**

**Cultivate Tables**

**Immerse Tables and Planter**

**Jive Tables**

**Masters Series Tables**

**Pip Tables**

**Planes Tables**

**Planes Carts**

**Planes Credenzas**

**Planes Conference Tables**

**Planes Conference Table Tops and Support**

**PopUp Tables**

# Table of Contents

## Price List

<b>Statement of Line</b> .....	9	<b>Jive Tables — Post Round Base</b>	
<b>Compose Tables</b>		Round .....	73
Round — Post Base .....	18	Square .....	75
<b>Cultivate Tables</b>		Pebble .....	77
Tops — Catalog Logic .....	19	Rectangle .....	80
Frames — Catalog Logic .....	20	Racetrack .....	83
No Storage .....	21	Trapezoid .....	85
For use with Storage .....	22	Crescent .....	87
Cultivate Table Frames .....	23	Half Racetrack .....	88
Bag Hook .....	24	Half Pebble .....	89
Mounting Clip for Flip Top Unit .....	24	<b>Jive Tables — X-Base</b>	
Mounting Bracket for Enhanced Power Modules .....	24	Round .....	90
Wire Management Basket .....	25	Square .....	92
Basket Cover .....	25	Pebble .....	94
Vertical Wire Channel - Leg Attached .....	25	Rectangle .....	96
<b>Immerse — Ledge Tables</b>		<b>Jive Tables — Bridge Base</b>	
Rectangle - Painted Legs .....	26	Round .....	98
Rectangle - Wood Legs .....	27	Square .....	99
<b>Immerse — Overlap Tables</b>		Pebble .....	100
Rectangle/Rectangle - Painted Legs .....	28	Rectangle .....	104
Rectangle/Round - Painted Legs .....	30	Racetrack .....	107
Racetrack/Round - Painted Legs .....	31	Half Racetrack .....	110
Rectangle/Ledge - Painted Legs .....	32	Half Pebble .....	112
Rectangle/Rectangle - Wood Legs .....	33	Half Hexagon .....	114
Rectangle/Round - Wood Legs .....	35	<b>Jive Tables — C-Leg</b>	
Racetrack/Round - Wood Legs .....	36	Extruded — Rectangle .....	115
Rectangle/Ledge - Wood Legs .....	37	Round — Rectangle .....	118
<b>Immerse — Shift Tables</b>		Flip Base (Round or Extruded) — Rectangle .....	121
Rectangle/Rectangle - Painted Legs .....	38	<b>Jive Tables — Disc Base</b>	
Rectangle/Round - Painted Legs .....	39	Round .....	123
Racetrack/Round - Painted Legs .....	40	Square .....	125
Rectangle/Rectangle - Wood Legs .....	41	Pebble .....	126
Rectangle/Round - Wood Legs .....	42	Rectangle .....	127
Racetrack/Round - Wood Legs .....	43	<b>Jive Tables — Dual Disc Base</b>	
<b>Immerse — Single Tables</b>		Pebble .....	128
Round - Painted Legs .....	44	Rectangle .....	129
Square - Painted Legs .....	45	Racetrack .....	130
Rectangle - Painted Legs .....	46	<b>Jive Table — Disc Base — Pneumatic Adjustment</b>	
Racetrack - Painted Legs .....	47	Round — Square — Pebble .....	131
Round - Wood Legs .....	48	<b>Jive Tables — T-Leg</b>	
Square - Wood Legs .....	49	Extruded — Rectangle .....	132
Rectangle - Wood Legs .....	50	Extended — Pebble .....	135
Racetrack - Wood Legs .....	51	Extruded — Racetrack .....	136
<b>Immerse — Stack Table</b>		Extruded — Trapezoid .....	137
Rectangle - Painted Legs .....	52	Round — Rectangle .....	139
<b>Immerse — Planters</b>		Round — Pebble .....	142
Oblong .....	53	Round — Racetrack .....	143
Round .....	54	Round — Trapezoid .....	144
<b>Jive Tables</b>		Flip Base (Round or Extruded) — Rectangle .....	146
Catalog Logic .....	55	<b>Jive Tables — Swivel Base</b>	
<b>Jive Tables — Post Extruded Base</b>		Square .....	148
Round .....	56	Rectangle .....	149
Square .....	58	Trapezoid .....	150
Pebble .....	60	Crescent .....	151
Rectangle .....	63	Corner, Transitional Extended .....	152
Racetrack .....	66	Corner, Extended .....	153
Trapezoid .....	68	<b>Masters Series Tables</b>	
Crescent .....	70	Round .....	154
Half Racetrack .....	71	<b>Pip Tables</b>	
Half Pebble .....	72	Catalog Logic .....	155
		Personal Laptop .....	156
		Collaborative .....	156

# Table of Contents

## Planes Collaborative Tables

Rectangular — Flip Top Table — Non-Flip Top Table	157
Pebble — Flip Top Table — Non-Flip Top Table	158
Hexagon — Flip Top Table — Non-Flip Top Table	159
Half Round — Flip Top Table — Non-Flip Top Table	160
Polygon — Flip Top Table — Non-Flip Top Table	161
Vertical Wire Management	162
Y-Leg Bumper	162
Ganging Mechanism	162
Ganging Clip	162
Casters	163
Glides	163

## Planes Tables — X Base

## Planes Tables — Disc Base

## Planes Tables — Dual X Base

Rectangle	168
Hexagon	170
Pebble	172

## Planes Tables — Dual Disc Base

Rectangle	174
Hexagon	176
Pebble	178

## Planes Training Tables

Terminology	180
Catalog Logic	181
Rectangular — Flip Top Table — Non-Flip Top Table	182
Crescent — Flip Top Table — Non-Flip Top Table	184
Trapezoid — Flip Top Table — Non-Flip Top Table	185
Polygon — Flip Flop Table — Non-Flip Top Table	186
Pie Connector	187
Modesty Panels	188
Single Circuit Corded Base Feed — for use with 2-Circuit, 20 Amp	190
Hardwire Modular Base Feed — 2-Circuit	190
Wall Feed — 2-Circuit	190
Pass-Through Connector — 2-Circuit	191
Modular Power Kits — 2-Circuit	192
Receptacles — 15 Amp 2-Circuit	193
Receptacle Block Connector	193
Four-Port Splitter	194
Mounting Bracket — Receptacle	194
Quick Connect Two Power — Flip Top Unit with Smooth Bezel	195
Quick Connect Two Power — Flip Top Unit with Smooth Bezel — Starter Box	197
Quick Connect Two Power — Flip Top Unit with Smooth Bezel — Pass-Through Connector	197
Quick Connect Two Power — Flip Top Unit with Smooth Bezel — Starter Box Bracket	198
Quick Connect Two Power — Flip Top Unit with Smooth Bezel — Wire Manager Clips	198
Ganging Mechanism	199
Casters	199
Glides	199
Wire Manager Clips	200
Vertical Wire Manager	200
Grommet	200

## Planes Cart

Small Media	201
Medium Media	201
Catering	202
Podium	202

## Planes Credenza Bases and Tops

19"H	203
With Slider Unit — 29"H	204
With Slider Unit — 35"H	206
29"H	208
With Slider Unit — 39"H	209
With Slider Unit — 45"H	211
Credenza Top	213
Grommet	213

## Planes Conference Tables

Interior Leg — Round, Square, Rectangular	214
Interior Leg — Half Round	216
Interior Leg — Polygon	217
Interior Leg — Rectangular	218
Interior Leg — Pebble — One-Piece Top	220
Interior Leg — Hexagon — One-Piece Top	222
Interior Leg — Rectangular — Two-Piece Top	224
Interior Leg — Pebble — Two-Piece Top	226
Interior Leg — Hexagon — Two-Piece Top	228
Interior Leg — Rectangular — Three-Piece Top	230
Interior Leg — Pebble — Three-Piece Top	232
Interior Leg — Hexagon — Three-Piece Top	234
Perimeter Leg — Square, Rectangular — 2"(51mm) Edge	236
Perimeter Leg — Rectangular — 2"(51mm) Edge	238
Perimeter Leg — Rectangular — 2"(51mm) Edge — Two-Piece Top	240
Perimeter Leg — Rectangular — 2"(51mm) Edge — Three-Piece Top	242

## Planes Conference Table Tops

Catalog Logic — for use with Column Base	244
Component Specification Overview	245
Round, Square, Pebble (for use with Column Base)	247
Rectangle (for use with Column Base)	248
Pebble (for use with Column Base)	251
Hexagon (for use with Column Base)	254

## Planes Conference End Supported Top

Catalog Logic	257
Component Specification Overview	258
D-Shape Convergent (for use with Column Base)	260
Rectangular Conference End (for use with Column Base)	261
Key Conference (for use with Column Base)	262
(for use with End Supported Top)	263
Square and Round	264
Planes Conference Table Column Base J-Channel	265
Planes Conference Table Column Base J-Channel Tray	265
Wall Mount Bracket	266
Side/Corner Bracket	266
Side Bracket for use with Knife Edge	266

## Planes Conference Table Accessories

Cable Base	267
Cable Column	267
Cable Reel	268
Cable Reel Bracket	268
Belong View — Table Mount With Shroud	269
Belong View — Table Mount Without Shroud	269
Belong View — Table Mount With Shroud Dual Monitor	270
Belong View — Table Mount Without Shroud Dual Monitor	270

## PopUp Tables

Catalog Logic	271
Rectangle	272
Oval (Rectangular Radius Corner)	274
Racetrack	276
Accent Plate	278
Vertical Wire Channel — Leg Attached	278

# Table of Contents

---

## Resources

### Fabrics and Finishes

Compose Table .....	652
Cultivate Table .....	653
Immerse Table .....	654
Jive Table .....	655
Masters Series Table .....	656
Pip Table .....	657
Planes Table .....	658
PopUp Table .....	660

<b>Index</b> .....	661
--------------------	-----

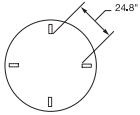
<b>Lifetime Product Warranty</b> .....	Inside Back Cover
--	-------------------



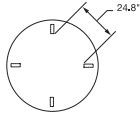
# Statement of Line

## Compose Tables

Page 18



Round — Post Base -  
Laminate



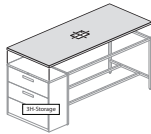
Round — Post Base -  
Wood

## Cultivate Tables

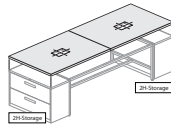
Pages 21-25



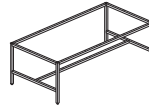
No Storage



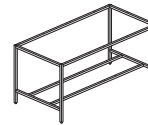
With Storage - 3 High



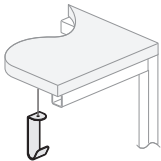
With Storage - 2 High



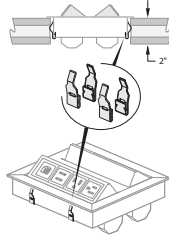
Seated Height



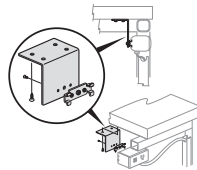
Standing Height



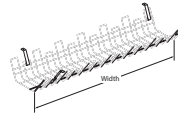
Bag Hook



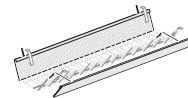
Mounting Clip for Flip Top  
Unit



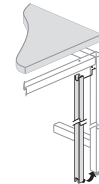
Mounting Bracket for  
Enhanced Power Modules



Wire Management Basket



Basket Cover



Vertical Wire Channel - Leg  
Attached

## Immerse Tables

Pages 26-54



Ledge Table  
Rectangle  
Painted Legs



Ledge Table  
Rectangle  
Wood Legs



Overlap Table  
Rectangle/Rectangle  
Painted Legs



Overlap Table  
Rectangle/Round  
Painted Legs



Overlap Table  
Racetrack/Round  
Painted Legs



Overlap Table  
Rectangle/Ledge  
Painted Legs



Overlap Table  
Rectangle/Rectangle  
Wood Legs



Overlap Table  
Rectangle/Round  
Wood Legs



Overlap Table  
Racetrack/Round  
Wood Legs



Overlap Table  
Rectangle/Ledge  
Wood Legs

# Statement of Line

## Immerse Tables (cont'd)

Pages 26-54



**Shift Table  
Rectangle/Rectangle  
Painted Legs**



**Shift Table  
Rectangle/Round  
Painted Legs**



**Shift Table  
Racetrack/Round  
Painted Legs**



**Shift Table  
Rectangle/Rectangle  
Wood Legs**



**Shift Table  
Rectangle/Round  
Wood Legs**



**Shift Table  
Racetrack/Round  
Wood Legs**



**Single Table  
Round  
Painted Legs**



**Single Table  
Square  
Painted Legs**



**Single Table  
Rectangle  
Painted Legs**



**Single Table  
Racetrack  
Painted Legs**



**Single Table  
Round  
Wood Legs**



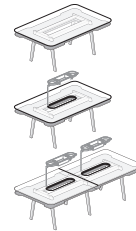
**Single Table  
Square  
Wood Legs**



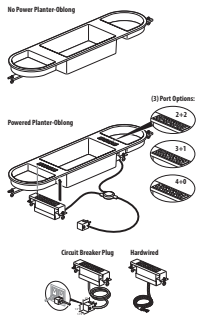
**Single Table  
Rectangle  
Wood Legs**



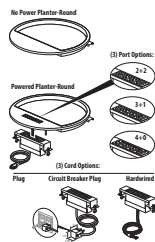
**Single Table  
Racetrack  
Wood Legs**



**Stack Table  
Rectangle  
Painted Legs**



**Planter — Oblong**

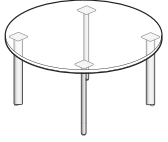


**Planter — Round**

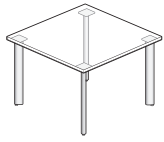
# Statement of Line

## Jive Tables

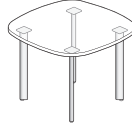
Pages 56-153



Post Extruded Base — Round



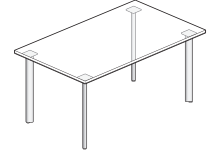
Post Extruded Base — Square



Post Extruded Base — Pebble (Symmetrical)



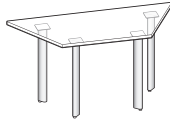
Post Extruded Base — Pebble (Asymmetrical)



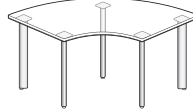
Post Extruded Base — Rectangle



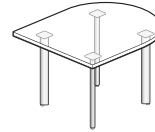
Post Extruded Base — Racetrack



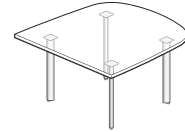
Post Extruded Base — Trapezoid



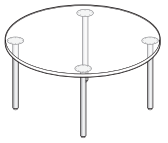
Post Extruded Base — Crescent



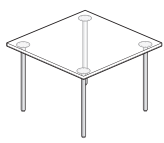
Post Extruded Base — Half Racetrack



Post Extruded Base — Half Pebble



Post Round Base — Round



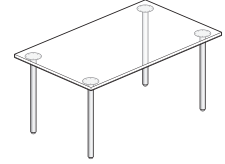
Post Round Base — Square



Post Round Base — Pebble (Symmetrical)



Post Round Base — Pebble (Asymmetrical)



Post Round Base — Rectangle



Post Round Base — Racetrack



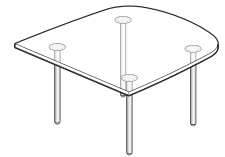
Post Round Base — Trapezoid



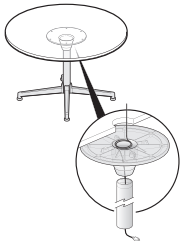
Post Round Base — Crescent



Post Round Base — Half Racetrack



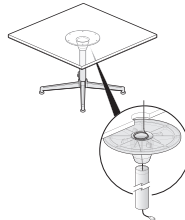
Post Round Base — Half Pebble



X-Base — Round (Power)



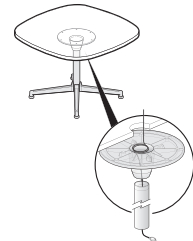
X-Base — Round (No Power)



X-Base — Square (Power)



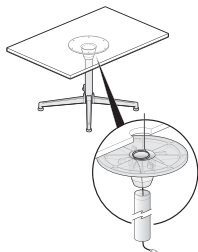
X-Base — Square (No Power)



X-Base — Pebble (Power)



X-Base — Pebble (No Power)



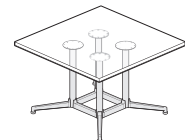
X-Base — Rectangular (Power)



X-Base — Rectangular (No Power)



Bridge Base — Round



Bridge Base — Square

# Statement of Line

## Jive Tables (cont'd)

Pages 56-153



**Bridge Base — Pebble (Symmetrical)**



**Bridge Base — Pebble (Asymmetrical)**



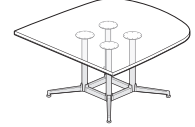
**Bridge Base — Rectangle**



**Bridge Base — Racetrack**



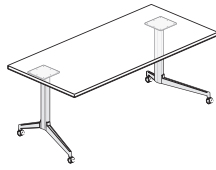
**Bridge Base — Half Racetrack**



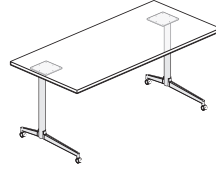
**Bridge Base — Half Pebble**



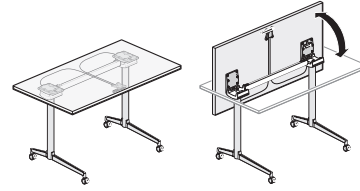
**Bridge Base — Half Hexagon**



**C-Leg — Extruded — Rectangle**



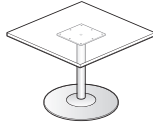
**C-Leg — Round — Rectangle**



**C-Leg (Round or Extruded) — Flip Base — Rectangle**



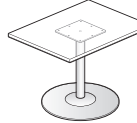
**Disc Base — Round**



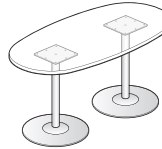
**Disc Base — Square**



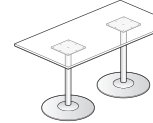
**Disc Base — Pebble**



**Disc Base — Rectangle**



**Dual Disc Base — Pebble**



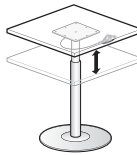
**Dual Disc Base — Rectangle**



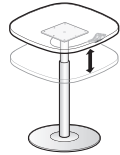
**Dual Disc Base — Racetrack**



**Disc Base — Pneumatic Adjustment — Round**



**Disc Base — Pneumatic Adjustment — Square**



**Disc Base — Pneumatic Adjustment — Pebble**



**T-Leg — Extruded — Rectangle**



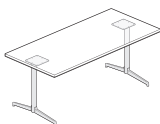
**T-Leg — Extruded — Pebble**



**T-Leg — Extruded — Racetrack**



**T-Leg — Extruded — Trapezoid**



**T-Leg — Round — Rectangle**



**T-Leg — Round — Pebble**



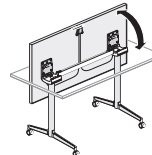
**T-Leg — Round — Racetrack**



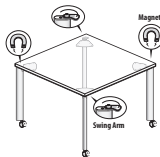
**T-Leg — Round — Trapezoid**



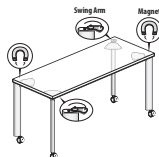
**T-Leg (Round or Extruded) — Flip Base — Rectangle**



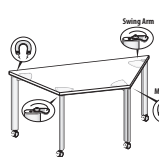
**T-Leg (Round or Extruded) — Flip Base — Trapezoid**



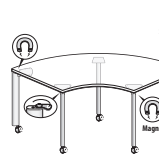
**Swivel Base — Square**



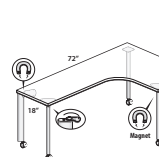
**Swivel Base — Rectangle**



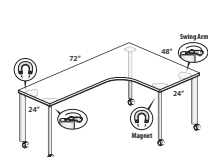
**Swivel Base — Trapezoid**



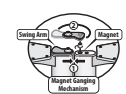
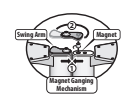
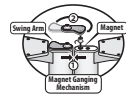
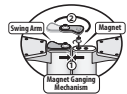
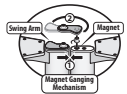
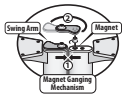
**Swivel Base — Crescent**



**Swivel Base — Corner, Transitional Extended**



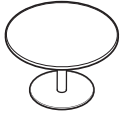
**Swivel Base — Corner, Extended**



# Statement of Line

## Masters Series Tables

Page 154



Round

## Pip Tables

Page 156



Personal Laptop Table



Collaborative Table

## Planes Collaborative Tables

Pages 157-163



Y-Leg — Rectangular — Flip Top or Non-Flip Top



Y-Leg — Pebble — Flip Top or Non-Flip Top



Y-Leg — Hexagon — Flip Top or Non-Flip Top



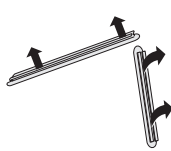
Y-Leg — Half Round — Flip Top or Non-Flip Top



Y-Leg — Polygon — Flip Top or Non-Flip Top



Vertical Wire Management



Y-Leg Bumper



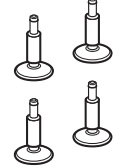
Ganging Mechanism



Ganging Clip



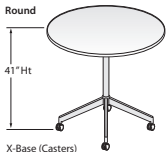
Casters



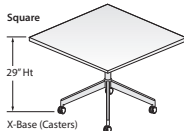
Glides

## Planes Tables

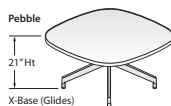
Pages 164-178



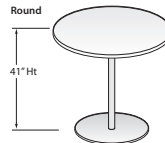
Round — X Base



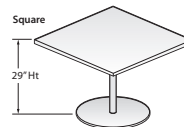
Square — X Base



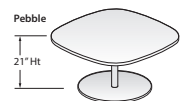
Pebble — X Base



Round — Disc Base



Square — Disc Base



Pebble — Disc Base



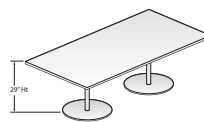
Rectangle — Dual X Base



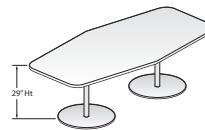
Hexagon — Dual X Base



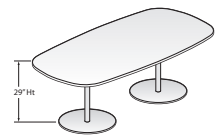
Pebble — Dual X Base



Rectangle — Dual Disc Base



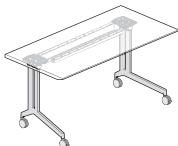
Hexagon — Dual Disc Base



Pebble — Dual Disc Base

## Planes Training Tables

Pages 182-200



Rectangular



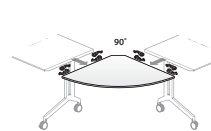
Crescent



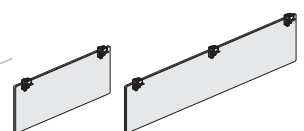
Trapezoid



Polygon



Pie Connector

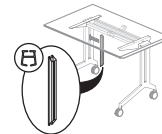
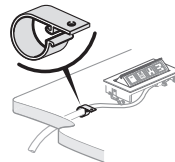
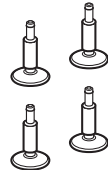
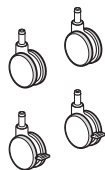
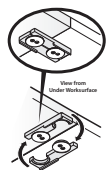
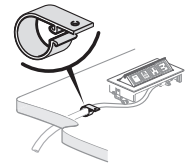
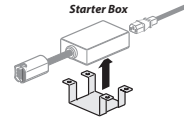
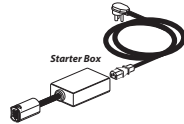
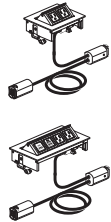
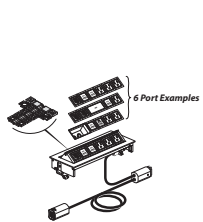
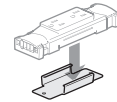
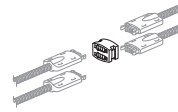
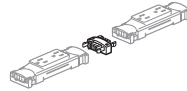
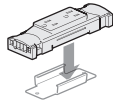
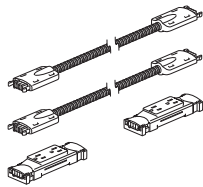
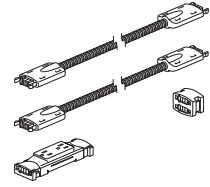
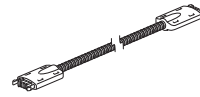
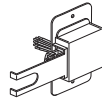
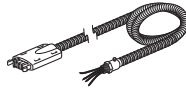
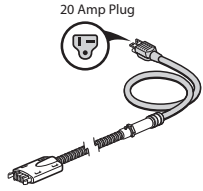


Modesty Panels

# Statement of Line


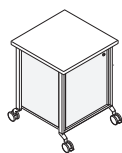
## Planes Training Tables (cont'd)

Pages 182-200



## Planes Carts

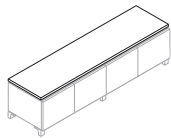
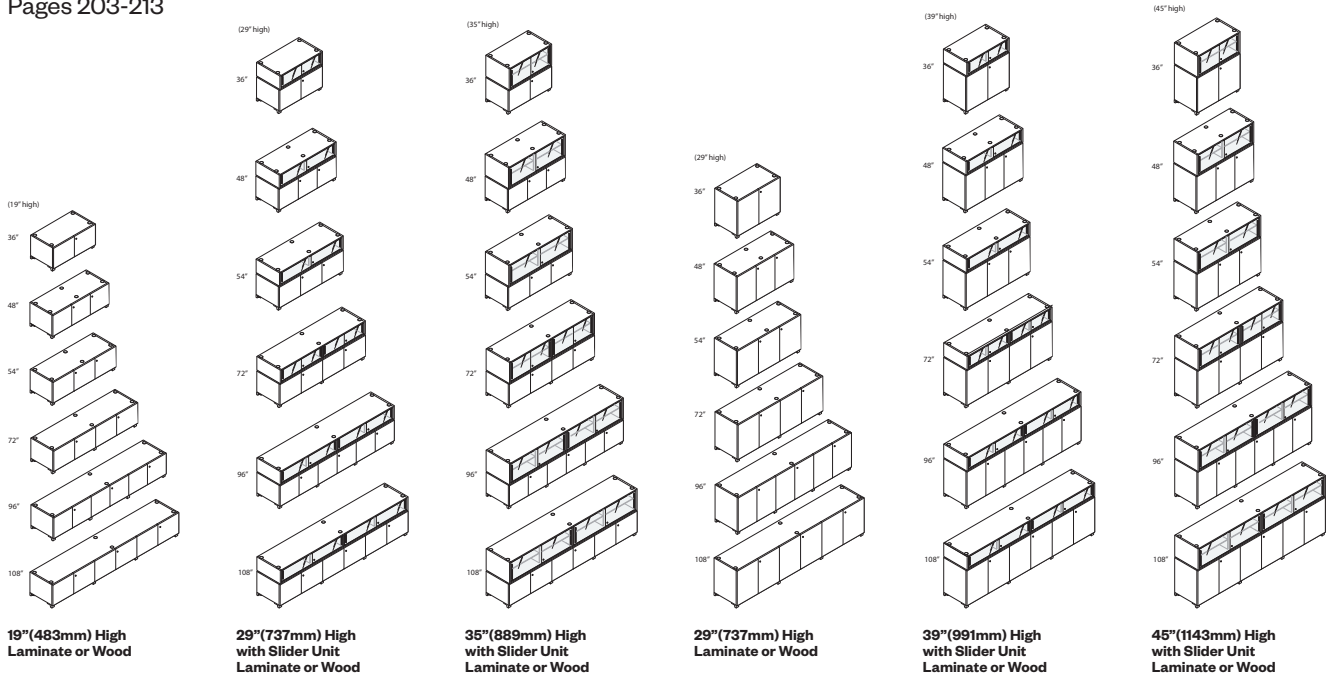
Pages 201-202



# Statement of Line

## Planes Credenza Bases and Tops

Pages 203-213



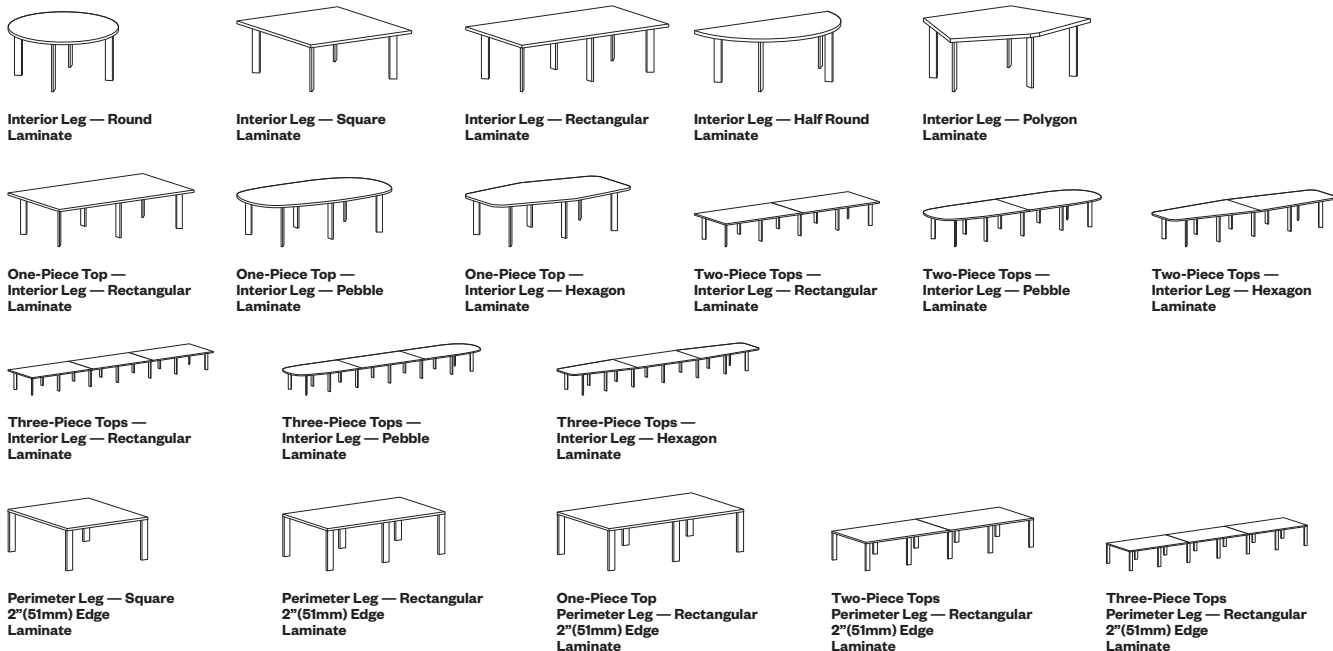
Laminate or Wood



Grommet

## Planes Conference Tables

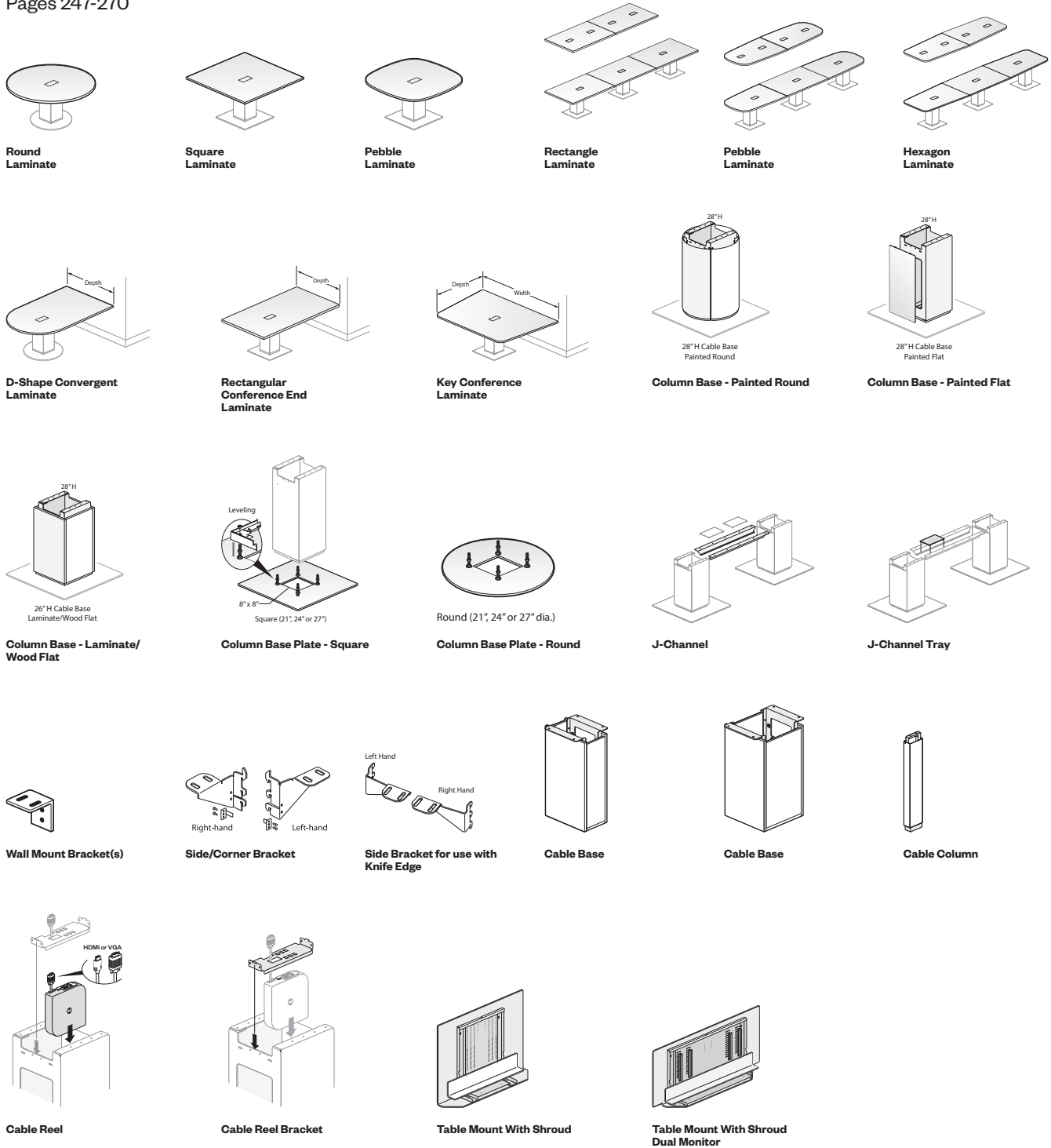
Pages 214-242



# Statement of Line

## Planes Conference Table Tops and Support

Pages 247-270





# Statement of Line

## PopUp Tables

Pages 272-278



**Rectangle**  
Laminate or Wood



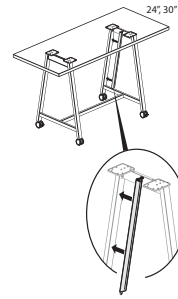
**Oval — Rectangle**  
Radius Corner  
Laminate or Wood



**Racetrack**  
Laminate or Wood



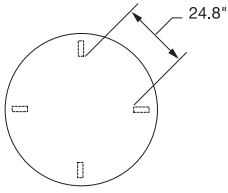
**Accent Plate**



**Vertical Wire Channel —**  
Leg Attached

# Compose Table

## Round — Post Base



TZRN-L  
TZRN-W  
Class CAO

### Features

- Includes top and four post legs with glides.
- Height adjustable- 26"(660mm)-32"(813mm) in 0.5"(13mm) increments.

### To Order, Specify:

1) Product number, including:

**1 Edge Option:**

- J** Edgeband (Laminate)
- F** Knife (Laminate)
- K** Edgeband (Wood)
- U** Knife (Wood)

2) Laminate surface color or wood finish color.

3) Edge trim color (laminate only).

4) Base trim color.

**Note:** \$26.42 upcharge list for Metallic and accent trim color.

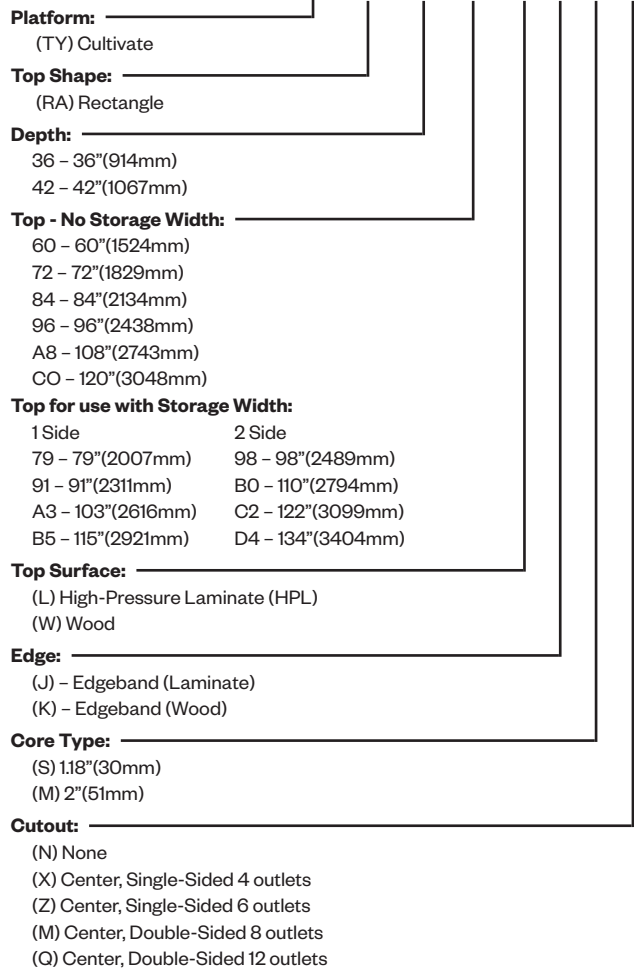
Diameter	Number	①	HPL		Wood					
			A J	F	B J	F	A K	U	B K	U
<b>HPL</b>										
48"(1219mm)	TZRN-4848-L	SCJG	\$3893.06	\$4406.40	\$3929.68	\$4443.02				
60"(1524mm)	TZRN-6060-L	SCJG	5667.74	6198.36	5710.84	6241.46				
<b>Wood</b>										
48"(1219mm)	TZRN-4848-W	SCJG					\$4679.42	\$5202.36	\$5171.20	\$5722.94

# Cultivate Table

## Tops

### Catalog Logic

TY RA - 36 60 - L J S N

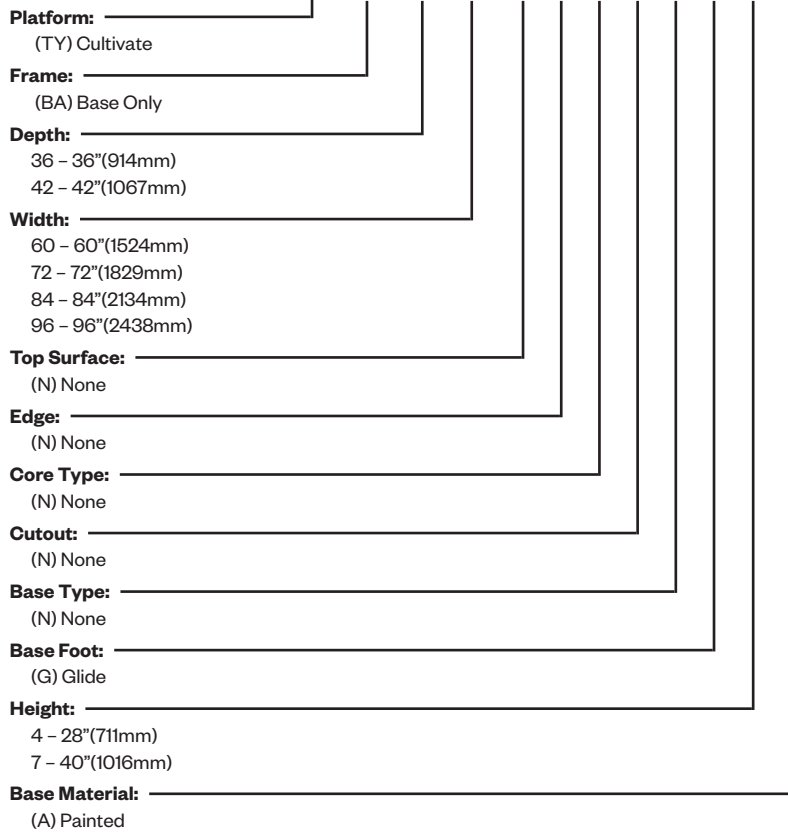


# Cultivate Table

## Frames

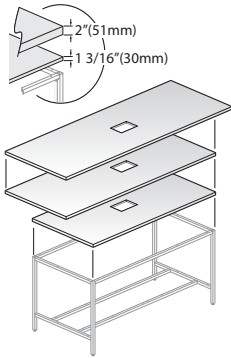
### Catalog Logic

TY BA - 36 60 - N N N N G 4 A



# Cultivate Table Tops

## No Storage



TYRA-LJSN  
TYRA-WKSN  
TYRA-LJMN  
TYRA-WKMM  
Class CAO

### Features

- Includes pre-drilled 1.18" (30mm) or 2" (51mm) thick top.
- High-Pressure Laminate (HPL) top with 3mm edgeband or wood veneer top with 3mm wood edgeband.

### Specification Tips

- Tops are allowed to overhang the frame width and depth.
- 60" (1524mm), 72" (1829mm), 84" (2134mm) and 96" (2438mm) tops are flush to the frame. 108" (2743mm) and 120" (3048mm) tops will overhang the frame by 12" (305mm) on each side.
- Cutouts are optional. If specified they are factory installed.
- Each cutout requires a separately specified Flush Mount or Flip Top Double-Sided Unit power module.
- All other power options require field modification.
- These top sizes are not dimensioned for use with storage.
- Separately specified:
  - Frame
  - Horizontal and Vertical Wire Management
  - Power and Data Components
  - Accessories

### To Order, Specify:

1) Product number, including:

#### 1 Surface Option:

- L** Laminate
- W** Wood

#### 2 Edge Option:

- J** Edgeband (Laminate)
- K** Edgeband (Wood)

#### 3 Cutout Option:

- N** No Cutout
- X** Center, Flush Mount Power/4 ports (add **\$47.43** list)
- Z** Center, Flush Mount Power/6 ports (add **\$47.43** list)
- M** Center, Flip Top Double-Sided/8 ports (add **\$47.43** list)
- Q** Center, Flip Top Double-Sided/12 ports (add **\$47.43** list)

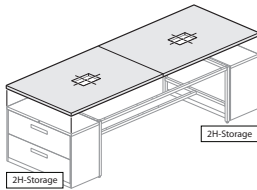
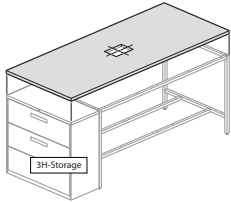
2) Laminate surface color or Wood surface color.

3) Edge trim color (laminite only).

No. of Pieces	Depth	Top Width	Pre-drilled for Frame Width	Number 1 2 3	HPL		Wood		
					A	B	A	B	
<b>1.18" (30mm) Thick Top</b>									
1	36" (914mm)	60" (1524mm)	60" (1524mm)	TYRA-3660- S	\$ 477.95	\$ 589.07	\$ 919.13	\$1024.92	
1		72" (1829mm)	72" (1829mm)	TYRA-3672- S	536.00	651.83	1000.28	1120.41	
1		84" (2134mm)	84" (2134mm)	TYRA-3684- S	594.05	714.59	1081.43	1215.90	
1		96" (2438mm)	96" (2438mm)	TYRA-3696- S	652.10	777.35	1162.58	1311.39	
1		108" (2743mm)	84" (2134mm)	TYRA-36A8- S	710.15	840.11	1243.73	1406.88	
1		120" (3048mm)	96" (2438mm)	TYRA-36CO- S	768.20	902.87	1324.88	1502.37	
1	42" (1067mm)	60" (1524mm)	60" (1524mm)	TYRA-4260- S	\$ 516.65	\$ 630.91	\$ 973.23	\$1088.58	
1		72" (1829mm)	72" (1829mm)	TYRA-4272- S	594.05	714.59	1081.43	1215.90	
1		84" (2134mm)	84" (2134mm)	TYRA-4284- S	652.10	777.35	1162.58	1311.39	
1		96" (2438mm)	96" (2438mm)	TYRA-4296- S	729.50	861.03	1270.78	1438.71	
1		108" (2743mm)	84" (2134mm)	TYRA-42A8- S	966.25	1102.49	1530.63	1712.90	
1		120" (3048mm)	96" (2438mm)	TYRA-42CO- S	1043.65	1186.17	1638.83	1840.22	
<b>2" (51mm) Thick Top</b>									
1	36" (914mm)	60" (1524mm)	60" (1524mm)	TYRA-3660- M	\$1073.59	\$ 1184.71	N/A	N/A	
1		72" (1829mm)	72" (1829mm)	TYRA-3672- M	1131.64	1247.47	N/A	N/A	
1		84" (2134mm)	84" (2134mm)	TYRA-3684- M	1189.69	1310.23	N/A	N/A	
1		96" (2438mm)	96" (2438mm)	TYRA-3696- M	1247.74	1372.99	N/A	N/A	
1		108" (2743mm)	84" (2134mm)	TYRA-36A8- M	1305.79	1435.75	N/A	N/A	
1		120" (3048mm)	96" (2438mm)	TYRA-36CO- M	1363.84	1498.51	N/A	N/A	
1	42" (1067mm)	60" (1524mm)	60" (1524mm)	TYRA-4260- M	\$ 1112.29	\$1226.55	N/A	N/A	
1		72" (1829mm)	72" (1829mm)	TYRA-4272- M	1189.69	1310.23	N/A	N/A	
1		84" (2134mm)	84" (2134mm)	TYRA-4284- M	1247.74	1372.99	N/A	N/A	
1		96" (2438mm)	96" (2438mm)	TYRA-4296- M	1325.14	1456.67	N/A	N/A	
1		108" (2743mm)	84" (2134mm)	TYRA-42A8- M	1561.89	1698.13	N/A	N/A	
1		120" (3048mm)	96" (2438mm)	TYRA-42CO- M	1639.29	1781.81	N/A	N/A	

# Cultivate Table Tops

## For use with Storage



TYRA-LJSN  
TYRA-WKSN  
TYRA-LJMN  
TYRA-WKMN  
Class CL

### Features

- Includes pre-drilled 1.18"(30mm) or 2"(51mm) thick top. Two-piece top comes with attachment hardware.
- High-Pressure Laminate (HPL) top with 3mm edgeband or wood veneer top with 3mm wood edgeband.
- Table top seams on two-piece tops:  
-1.18"(30mm) thick tops have 1mm edgeband seam  
-2"(51mm) thick tops have a 3mm edgeband seam

### Specification Tips

- Tops are allowed to overhang the frame. See Specification Guide for guidelines.
- Overhang of 19"(483mm) require storage support.
- Cutouts are optional. If specified they are factory installed.
- Each cutout requires a separately specified Flush Mounted or Flip Top Double-Sided Unit power module.
- All other power options require field modification.
- Tops are dimensioned to be used with X Series 18.75"(476mm) depth with 36"(914mm) or 42"(1067mm) width, 2H for seated height. 3H for standing height.
- Storage on 1 side has 19"(483mm) overhang and the other side is flush to frame. Storage on 2 side has 19"(483mm) overhang on each side.
- Separately specified:  
-Frame  
-Storage  
-Horizontal and Vertical Wire Management  
-Power and Data Components  
-Accessories

### To Order, Specify:

1) Product number, including:

#### 1 Surface Option:

- L** Laminate
- W** Wood

#### 2 Edge Option:

- J** Edgeband (Laminate)
- K** Edgeband (Wood)

#### 3 Cutout Option:

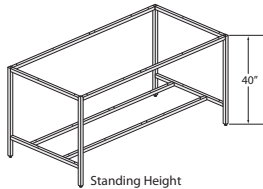
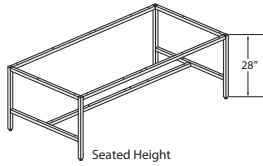
- N** No Cutout
- X** Center, Flush Mount Power/4 ports (add \$47.43 list)
- Z** Center, Flush Mount Power/6 ports (add \$47.43 list)
- M** Center, Flip Top Double-Sided/8 ports (add \$47.43 list)
- Q** Center, Flip Top Double-Sided/12 ports (add \$47.43 list)

2) Laminate surface color or Wood surface color.

3) Edge trim color (laminite only).

No. of Pieces	Depth	Top Width	Pre-drilled for			HPL		Wood	
			Frame Width	Number	1 2 3	A	B	A	B
<b>Storage on 1 side 1.18"(30mm) Thick Top</b>									
1	36"(914mm)	79"(2007mm)	60"(1524mm)	TYRA-3679-	S	\$ 574.70	\$ 693.67	\$1054.38	\$ 1184.07
1		91"(2311mm)	72"(1829mm)	TYRA-3691-	S	632.75	756.43	1135.53	1279.56
1		103"(2616mm)	84"(2134mm)	TYRA-36A3-	S	690.80	819.19	1216.68	1375.05
1		115"(2921mm)	96"(2438mm)	TYRA-36B5-	S	748.85	881.95	1297.83	1470.54
1	42"(1067mm)	79"(2007mm)	60"(1524mm)	TYRA-4279-	S	\$ 632.75	\$ 756.43	\$ 1135.53	\$ 1279.56
1		91"(2311mm)	72"(1829mm)	TYRA-4291-	S	710.15	840.11	1243.73	1406.88
1		103"(2616mm)	84"(2134mm)	TYRA-42A3-	S	768.20	902.87	1324.88	1502.37
1		115"(2921mm)	96"(2438mm)	TYRA-42B5-	S	1024.30	1165.25	1611.78	1808.39
<b>Storage on 1 side 2"(51mm) Thick Top</b>									
1	36"(914mm)	79"(2007mm)	60"(1524mm)	TYRA-3679-	M	\$ 1170.34	\$ 1289.31	N/A	N/A
1		91"(2311mm)	72"(1829mm)	TYRA-3691-	M	1228.39	\$ 1352.07	N/A	N/A
1		103"(2616mm)	84"(2134mm)	TYRA-36A3-	M	1286.44	1414.83	N/A	N/A
1		115"(2921mm)	96"(2438mm)	TYRA-36B5-	M	1344.49	1477.59	N/A	N/A
1	42"(1067mm)	79"(2007mm)	60"(1524mm)	TYRA-4279-	M	\$ 1228.39	\$ 1352.07	N/A	N/A
1		91"(2311mm)	72"(1829mm)	TYRA-4291-	M	1305.79	1435.75	N/A	N/A
1		103"(2616mm)	84"(2134mm)	TYRA-42A3-	M	1363.84	1498.51	N/A	N/A
1		115"(2921mm)	96"(2438mm)	TYRA-42B5-	M	1619.94	1760.89	N/A	N/A
<b>Storage on 2 sides 1.18"(30mm) Thick Top</b>									
1	36"(914mm)	98"(2489mm)	60"(1524mm)	TYRA-3698-	S	\$ 652.10	\$ 777.35	\$ 1162.58	\$ 1311.39
1		110"(2794mm)	72"(1829mm)	TYRA-36B0-	S	710.15	840.11	1243.73	1406.88
2		122"(3099mm)	84"(2134mm)	TYRA-36C2-	S	917.10	1051.77	1473.78	1651.27
2		134"(3404mm)	96"(2438mm)	TYRA-36D4-	S	975.15	1114.53	1554.93	1746.76
1	42"(1067mm)	98"(2489mm)	60"(1524mm)	TYRA-4298-	S	\$ 748.85	\$ 881.95	\$ 1297.83	\$ 1470.54
1		110"(2794mm)	72"(1829mm)	TYRA-42B0-	S	985.60	1123.41	1557.68	1744.73
2		122"(3099mm)	84"(2134mm)	TYRA-42C2-	S	1211.90	1355.99	1814.78	2020.95
2		134"(3404mm)	96"(2438mm)	TYRA-42D4-	S	1269.95	1418.75	1895.93	2116.44
<b>Storage on 2 sides 2"(51mm) Thick Top</b>									
1	36"(914mm)	98"(2489mm)	60"(1524mm)	TYRA-3698-	M	\$ 1247.74	\$ 1372.99	N/A	N/A
1		110"(2794mm)	72"(1829mm)	TYRA-36B0-	M	1305.79	1435.75	N/A	N/A
2		122"(3099mm)	84"(2134mm)	TYRA-36C2-	M	1803.13	1937.80	N/A	N/A
2		134"(3404mm)	96"(2438mm)	TYRA-36D4-	M	1861.18	2000.56	N/A	N/A
1	42"(1067mm)	98"(2489mm)	60"(1524mm)	TYRA-4298-	M	\$ 1344.49	\$ 1477.59	N/A	N/A
1		91"(2311mm)	72"(1829mm)	TYRA-42B0-	M	1581.24	1719.05	N/A	N/A
2		122"(3099mm)	84"(2134mm)	TYRA-42C2-	M	2097.93	2242.02	N/A	N/A
2		134"(3404mm)	96"(2438mm)	TYRA-42D4-	M	2155.98	2304.78	N/A	N/A

# Cultivate Table Frames



TYBA-NNNNNG4A  
TYBA-NNNNNG7A  
Class CL

### Features

- Includes painted metal frame with two fixed-height leg assemblies, foot rail(s), support beam and attachment hardware.
- Seated height frame is standard with one foot rail.
- Standing height frame is standard with two foot rails.
- Glide adjustment 1.18"(30mm).

### Specification Tips

- Tops are allowed to overhang the frame. 18"(457mm) maximum overhang per side on width or depth is allowed. See specification Guide for guidelines.
- Separately specified:
  - Top
  - Storage
  - Horizontal and Vertical Wire Management
  - Power and Data Components
  - Accessories
- Structural frame provides a foundation for COM options, contact Tailored Solutions for feasibility.

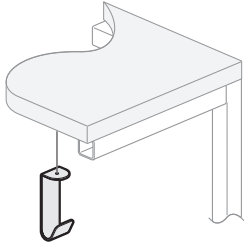
### To Order, Specify:

- 1) Product number.
- 2) Frame finish.

Height	Depth	Width	Number	Trim	
				A	B
<b>Seated Height</b>					
28"(711mm)	36"(914mm)	60"(1524mm)	TYBA-3660-NNNNNG4A	\$ 1881.30	\$ 1942.02
		72"(1829mm)	TYBA-3672-NNNNNG4A	1990.50	2051.22
		84"(2134mm)	TYBA-3684-NNNNNG4A	2099.70	2160.42
		96"(2438mm)	TYBA-3696-NNNNNG4A	2208.90	2269.62
42"(1067mm)	36"(914mm)	60"(1524mm)	TYBA-4260-NNNNNG4A	\$ 1926.96	\$ 1987.68
		72"(1829mm)	TYBA-4272-NNNNNG4A	2036.16	2096.88
		84"(2134mm)	TYBA-4284-NNNNNG4A	2145.36	2206.08
		96"(2438mm)	TYBA-4296-NNNNNG4A	2254.56	2315.28
<b>Standing Height</b>					
40"(1016mm)	36"(914mm)	60"(1524mm)	TYBA-3660-NNNNNG7A	\$ 2191.14	\$ 2251.86
		72"(1829mm)	TYBA-3672-NNNNNG7A	2300.34	2361.06
		84"(2134mm)	TYBA-3684-NNNNNG7A	2409.54	2470.26
		96"(2438mm)	TYBA-3696-NNNNNG7A	2518.74	2579.46
42"(1067mm)	36"(914mm)	60"(1524mm)	TYBA-4260-NNNNNG7A	\$2236.80	\$ 2297.52
		72"(1829mm)	TYBA-4272-NNNNNG7A	2346.00	2406.72
		84"(2134mm)	TYBA-4284-NNNNNG7A	2455.20	2515.92
		96"(2438mm)	TYBA-4296-NNNNNG7A	2564.40	2625.12

# Cultivate Table Accessories

## Bag Hook



KUWH-0202  
Class YA

### Features

- Includes one hook and attachment hardware.
- Hook will swivel if plastic washers are installed.

### Specification Tips

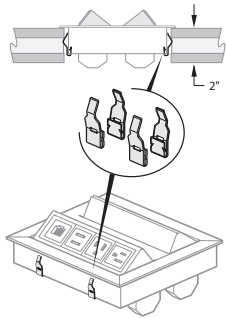
- Attaches to the bottom of the 1.18"(30mm) and 2"(51mm) thick top.
- Weight Limit 50 lbs max.

### To Order, Specify:

- 1) Product number.
- 2) Trim color.

Number	Trim	
	A	B
KUWH-0202	\$59.92	\$67.80

## Mounting Clip for Flip Top Unit



EUMC-0201  
Class YA - GSA: Open Market

### Features

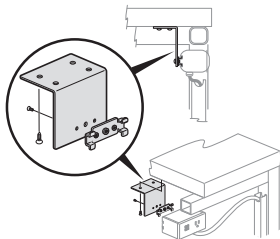
- Includes twelve brackets.
- For mounting Flip Top Unit in 2"(51mm) hollow core top.
- Four brackets required per Flip Top Unit.
- Required for Flip Top Unit on the 2"(51mm) core worksurface.

### To Order, Specify:

- 1) Product number.  
(No finish specification required.)

Height	Width	Number	Price
2"(51mm)	0.5"(13mm)	EUMC-0201	\$161.68

## Mounting Bracket for Enhanced Power Modules



EUDB-0000  
Class YA - GSA: Open Market

### Features

- Includes bracket and mounting hardware.
- For use with 3, 4 or 6 port Enhanced Power Modules or 2, 3, 4 and 5 port Seamless Enhanced Power Modules.
- Available in black or white.
- Mounts to the bottom of worksurface placing face of an Enhanced Power Module below perimeter tubing.

### Specification Tips

- Specify Enhanced Power Module separately.
- Requires field installation.
- Application may require approval of local authority having jurisdiction (AHJ); ensure compliance before placing orders and installation.

### To Order, Specify:

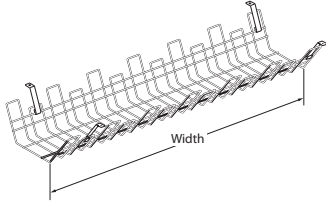
- 1) Product number.  
(No finish specification required.)

Description	Height	Width	Length	Number	Price
Black Bracket	1.75"(44mm)	2"(51mm)	3.38"(86mm)	EUDB-0000-BB	\$89.96
White Bracket				EUDB-0000-BW	\$89.96



# Cultivate Table Wire Management

## Wire Management Basket



TAWB  
Class TA - GSA: Open Market

### Features

- Includes one basket, four brackets and attachment hardware.
- Standard in black.
- Basket is 8.5"(216mm)D x 3.5"(89mm)H. With mounting hardware overall height is 4.94"(125mm) and depth is 10.82"(275mm).
- Accessible from both sides.
- Basket detaches without tools.

### Specification Tips

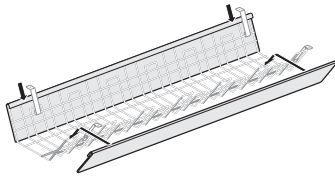
- Verify mounting clearance with table understructure.
- Separately specify covers.

### To Order, Specify:

- 1) Product number.  
(No finish specification required.)

Width	Number	Price
18"(457mm)	TAWB-0918	\$180.24
24"(610mm)	TAWB-0924	189.28
36"(914mm)	TAWB-0936	207.29

## Basket Cover



TABC (Two covers shown)  
Class TA - GSA: Open Market

### Feature

- Includes one painted cover.

### Specification Tips

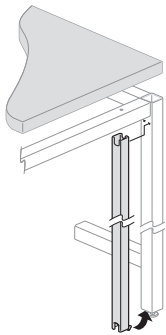
- Designed to be used with wire management basket. Up to two can be installed.
- Order to match wire management basket width.

### To Order, Specify:

- 1) Product number.
  - 2) Trim color.
- Note:** \$15.79 upcharge list for Metallic and Accent trim colors.

Width	Number	Price
18"(457mm)	TABC-0918	\$ 49.78
24"(610mm)	TABC-0924	66.83
36"(914mm)	TABC-0936	100.81

## Vertical Wire Channel - Leg Attached



TYVW  
Class CL - GSA: Open Market

### Feature

- Includes wire manager and attachment screws.

### Specification Tips

- Order correct model for table height.
- Add additional Vertical Wire Channels if cord number exceeds three cords.
- Accommodates 2-3 cords/cables (depending on cable diameter) or one 0.5"(13mm) Flexible Conduit.

### To Order, Specify:

- 1) Product number.
- 2) Trim color.

For Use With	Height	Width	Number	Trim	
				A	B
28" Frame	25.7"(653mm)	1.17"(30mm)	TYVW-2601-P	\$114.85	\$121.62
40" Frame	37.7"(958mm)	1.17"(30mm)	TYVW-3801-P	120.80	130.67

# Immerse — Ledge Table

## Rectangle – Painted Legs



THLD  
Class CL

### Features

- Includes one ledge top, painted understructure and foot rail, four painted metal legs, adjustable glides and hardware.
- High-Pressure Laminate (HPL) or wood veneer 0.5”(13mm) thick top with waterfall edge.
- Ledge top wood has a hardboard laminated core.
- Glides have 0.5”(13mm) height adjustment and are standard in black.
- Depth and width shown in nominal dimensions.
- Ships unassembled.

### Specification Tip

- Power is not available.

### To Order, Specify:

1) Product number, including:

**1 Surface Type:**

**L** Laminate

**W** Wood

2) Laminate or wood finish color.

3) Understructure and Foot Rail trim color. Grade B (add **\$62.46** list).

4) Trim color. Grade B (add **\$62.46** list).

Height	Depth	Width	Number ①	HPL		Wood	
				A	B	A	B
36”(914mm)	22”(559mm)	57”(1448mm)	THLD-2257- WSNBG7P	\$4001.47	\$4338.79	\$4315.42	\$4605.57

# Immerse — Ledge Table

## Rectangle – Wood Legs



THLD  
Class CL

### Features

- Includes one ledge top, painted understructure and foot rail, four solid wood legs, adjustable glides and hardware.
- High-Pressure Laminate (HPL) or wood veneer 0.5”(0mm) thick top with waterfall edge.
- Ledge top wood has a hardboard laminated core.
- Glides have 0.5”(0mm) height adjustment and are standard in black.
- Depth and width shown in nominal dimensions.
- Ships unassembled.

### Specification Tips

- Power is not available.

### To Order, Specify:

1) Product number, including:

**1 Surface Type:**

**L** Laminate

**W** Wood

2) Laminate or wood finish color.

3) Understructure and Foot Rail trim color. Grade B (add **\$62.46** list).

4) Wood leg finish.

M7-W43 Ink on Ash -  
no upcharge

M5-W35 Clear on White Oak  
(add **\$212.38** list)

M6-W35 Clear on Walnut  
(add **\$641.92** list)

Height	Depth	Width	Number ①	HPL		Wood	
				A	B	A	B
36”(914mm)	22”(559mm)	57”(1448mm)	THLD-2257- <span style="background-color: #cccccc;">■</span> WSNBG7W	\$5952.71	\$6290.03	\$6266.66	\$6556.81

# Immerse — Overlap Table

## Rectangle/Rectangle – Painted Legs



THRR  
Class CL

### Features

- Includes two tops, painted understructure, six painted metal legs, adjustable glides and hardware.
- Tops: Lower top available in high-pressure laminate (HPL), solid surface and wood veneer with knife edge. Lower top not available painted. Upper top available painted, laminate, solid surface or wood veneer with knife edge.
  - Painted 1.25"(32mm) thick
  - HPL and wood veneer 1.18"(30mm)(30mm) thick
  - Solid surface 1"(25mm) thick
- Solid surface is standard in Cameo White.
- Glides have 0.5"(13mm) height adjustment and are standard in black.
- Depth and width shown in nominal dimensions.
- Ships unassembled.

### Specification Tips

- Power only available in the upper top.
- Separately specified power available. Use Oblong Planter (EHPO-\_\_\_\_).
- When cutout option (-U) is selected, the cutout is on the upper top only.
- Overlap of top and bottom surfaces is 18.5"(470mm).
- Seating capacity of 11 based upon 27"(686mm) per chair.
- Tops share one understructure and are not designed to be separated.

### Lower Top Dimensions

Height	Depth	Width
29"(737mm)	60"(1524mm)	78"(1981mm)
37.5"(953mm)	60"(1524mm)	78"(1981mm)

### Upper Top Dimensions

Height	Depth	Width
30.5"(775mm)	48"(1219mm)	96"(2438mm)
39"(991mm)	48"(1219mm)	96"(2438mm)

### To Order, Specify:

1) Product number, including:

**1 Cutout Option:**

- N** No Cutout
- U** Cutout - Upper Top (add **\$184.71** list)

2) Lower surface finish/color.

3) Edge trim color (laminate only).

4) Upper surface finish/color.

5) Edge trim color (laminate only).

6) Understructure trim color. Grade B (add **\$60.06** list).

7) Trim color. Grade B (add **\$60.06** list).

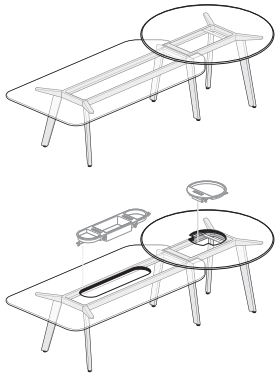
# Immerse — Overlap Table

## Rectangle/Rectangle – Painted Legs

Overall Width	Number	①	Upper Top HPL		Trim		Wood		Solid Surface
			A	B	A	B	A	B	
<b>Laminate Grade A Lower Top – 29”(737mm)H</b>									
156”(3962mm)	THRR-60F6-MFS	EGBP	N/A	N/A	\$12565.19	\$12596.72	N/A	N/A	N/A
	THRR-60F6-LFS	EGBP	\$ 9898.95	\$ 10246.79	N/A	N/A	N/A	N/A	N/A
	THRR-60F6-JFS	EGBP	N/A	N/A	N/A	N/A	N/A	N/A	\$ 28531.91
	THRR-60F6-QFS	EGBP	N/A	N/A	N/A	N/A	\$ 12511.43	\$ 13532.87	N/A
<b>Laminate Grade A Lower Top – 37.5”(953mm)H</b>									
156”(3962mm)	THRR-60F6-MFS	EGCP	N/A	N/A	\$12795.05	\$12826.58	N/A	N/A	N/A
	THRR-60F6-LSS	EGCP	\$ 10128.81	\$ 10476.65	N/A	N/A	N/A	N/A	N/A
	THRR-60F6-JFS	EGCP	N/A	N/A	N/A	N/A	N/A	N/A	\$ 28761.77
	THRR-60F6-QFS	EGCP	N/A	N/A	N/A	N/A	\$ 12741.29	\$ 13762.73	N/A
<b>Laminate Grade B Lower Top – 29”(737mm)H</b>									
156”(3962mm)	THRR-60F6-MFS	EGBP	N/A	N/A	\$ 12916.95	\$12948.48	N/A	N/A	N/A
	THRR-60F6-LFS	EGBP	\$ 10250.71	\$ 10598.55	N/A	N/A	N/A	N/A	N/A
	THRR-60F6-JFS	EGBP	N/A	N/A	N/A	N/A	N/A	N/A	\$28883.67
	THRR-60F6-QFS	EGBP	N/A	N/A	N/A	N/A	\$12863.19	\$ 13884.63	N/A
<b>Laminate Grade B Lower Top – 37.5”(953mm)H</b>									
156”(3962mm)	THRR-60F6-MFS	EGCP	N/A	N/A	\$ 13146.81	\$ 13178.34	N/A	N/A	N/A
	THRR-60F6-LSS	EGCP	\$ 10480.57	\$ 10828.41	N/A	N/A	N/A	N/A	N/A
	THRR-60F6-JFS	EGCP	N/A	N/A	N/A	N/A	N/A	N/A	\$ 29113.53
	THRR-60F6-QFS	EGCP	N/A	N/A	N/A	N/A	\$13093.05	\$ 14114.49	N/A
<b>Solid Surface Lower Top – 29”(737mm)H</b>									
156”(3962mm)	THRR-60F6-FUS	EGBP	N/A	N/A	\$31489.29	\$31520.82	N/A	N/A	N/A
	THRR-60F6-KFS	EGBP	\$28823.05	\$ 29170.89	N/A	N/A	N/A	N/A	N/A
	THRR-60F6-SSS	EGBP	N/A	N/A	N/A	N/A	N/A	N/A	\$47456.01
	THRR-60F6-EUS	EGBP	N/A	N/A	N/A	N/A	\$31435.53	\$32456.97	N/A
<b>Solid Surface Lower Top – 37.5”(953mm)H</b>									
156”(3962mm)	THRR-60F6-FUS	EGCP	N/A	N/A	\$ 31719.15	\$31750.68	N/A	N/A	N/A
	THRR-60F6-KFS	EGCP	\$29052.91	\$29400.75	N/A	N/A	N/A	N/A	N/A
	THRR-60F6-SSS	EGCP	N/A	N/A	N/A	N/A	N/A	N/A	\$47685.87
	THRR-60F6-EUS	EGCP	N/A	N/A	N/A	N/A	\$31665.39	\$32686.83	N/A
<b>Wood Group A Lower Top – 29”(737mm)H</b>									
156”(3962mm)	THRR-60F6-GUS	EGBP	N/A	N/A	\$ 15218.49	\$15250.02	N/A	N/A	N/A
	THRR-60F6-RFS	EGBP	\$ 12552.25	\$ 12900.09	N/A	N/A	N/A	N/A	N/A
	THRR-60F6-DUS	EGBP	N/A	N/A	N/A	N/A	N/A	N/A	\$ 31185.21
	THRR-60F6-WUS	EGBP	N/A	N/A	N/A	N/A	\$ 15164.73	\$ 16186.17	N/A
<b>Wood Group A Lower Top – 37.5”(953mm)H</b>									
156”(3962mm)	THRR-60F6-GUS	EGCP	N/A	N/A	\$15448.35	\$15479.88	N/A	N/A	N/A
	THRR-60F6-RFS	EGCP	\$ 12782.11	\$ 13129.95	N/A	N/A	N/A	N/A	N/A
	THRR-60F6-DUS	EGCP	N/A	N/A	N/A	N/A	N/A	N/A	\$ 31415.07
	THRR-60F6-WUS	EGCP	N/A	N/A	N/A	N/A	\$15394.59	\$ 16416.03	N/A
<b>Wood Group B Lower Top – 29”(737mm)H</b>									
156”(3962mm)	THRR-60F6-GUS	EGBP	N/A	N/A	\$16255.89	\$ 16287.42	N/A	N/A	N/A
	THRR-60F6-RFS	EGBP	\$ 13589.65	\$ 13937.49	N/A	N/A	N/A	N/A	N/A
	THRR-60F6-DUS	EGBP	N/A	N/A	N/A	N/A	N/A	N/A	\$32222.61
	THRR-60F6-WUS	EGBP	N/A	N/A	N/A	N/A	\$16202.13	\$ 17223.57	N/A
<b>Wood Group B Lower Top – 37.5”(953mm)H</b>									
156”(3962mm)	THRR-60F6-GUS	EGCP	N/A	N/A	\$16485.75	\$ 16517.28	N/A	N/A	N/A
	THRR-60F6-RFS	EGCP	\$ 13819.51	\$ 14167.35	N/A	N/A	N/A	N/A	N/A
	THRR-60F6-DUS	EGCP	N/A	N/A	N/A	N/A	N/A	N/A	\$32452.47
	THRR-60F6-WUS	EGCP	N/A	N/A	N/A	N/A	\$ 16431.99	\$ 17453.43	N/A

# Immerse — Overlap Table

## Rectangle/Round – Painted Legs



THRD  
Class CL

### Features

- Includes lower racetrack top, upper round top, painted understructure, six painted metal legs, adjustable glides and hardware.
- Tops: Rectangle lower top available painted, high-pressure laminate (HPL), solid surface and wood veneer with knife edge. Round upper top available in laminate, solid surface or wood veneer with knife edge. Round upper top not available painted.
  - Painted 1.125”(29mm) thick
  - HPL and wood veneer 1.18”(30mm)(30mm) thick
  - Solid surface 1”(25mm) thick
- Solid surface is standard in Cameo White.
- Glides have 0.5”(13mm) height adjustment and are standard in black.
- Depth and width shown in nominal dimensions.
- Ships unassembled.

### Specification Tips

- Separately specified power available. Use Oblong Planter (EHPO-\_\_\_\_) for the rectangle top and Round Planter (EHPR-\_\_\_\_) for the round top.
- When cutout option (-L) is selected, the cutout is on the lower top, option (-P) the cutout is on the lower and upper top and option (-U) the cutout is on the upper top only.
- Overlap of top and bottom surfaces is 15.75”(400mm).
- Seating capacity of 8 based upon 27”(686mm) per chair.
- Tops share one understructure and are not designed to be separated.

### To Order, Specify:

1) Product number, including:

#### 1 Cutout Option:

- N** No Cutout
- L** Cutout - Lower Top (add **\$184.71** list)
- P** Cutout - Lower and Upper Top (add **\$369.41** list)
- U** Cutout - Upper Top (add **\$184.71** list)

2) Lower surface finish/color.

3) Edge trim color (laminated only).

4) Upper surface finish/color.

5) Edge trim color (laminated only).

6) Understructure trim color. Grade B (add **\$60.06** list).

7) Trim color. Grade B (add **\$60.06** list).

### Lower Top Dimensions

Height	Depth	Width
29”(737mm)	48”(1219mm)	96”(2438mm)

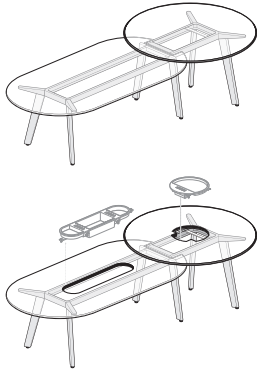
### Upper Top Dimensions

Height	Diameter
30.5”(775mm)	60”(1524mm)

Overall Width	Number	①	Upper Top HPL		Wood		Solid Surface
			A	B	A	B	
<b>Paint Grade A Lower Top</b>							
138”(3505mm)	THRD-48D8-TFS	EGBP	\$11804.69	\$ 12097.65	N/A	N/A	N/A
	THRD-48D8-HUS	EGBP	N/A	N/A	N/A	N/A	\$ 26361.69
	THRD-48D8-IUS	EGBP	N/A	N/A	\$13845.69	\$14643.69	N/A
<b>Paint Grade B Lower Top</b>							
138”(3505mm)	THRD-48D8-TFS	EGBP	\$11836.22	\$ 12129.18	N/A	N/A	N/A
	THRD-48D8-HUS	EGBP	N/A	N/A	N/A	N/A	\$26393.22
	THRD-48D8-IUS	EGBP	N/A	N/A	\$ 13877.22	\$ 14675.22	N/A
<b>Laminate Grade A Lower Top</b>							
138”(3505mm)	THRD-48D8-LFS	EGBP	\$ 9138.45	\$ 9431.41	N/A	N/A	N/A
	THRD-48D8-JFS	EGBP	N/A	N/A	N/A	N/A	\$23695.45
	THRD-48D8-QFS	EGBP	N/A	N/A	\$ 11179.45	\$ 11977.45	N/A
<b>Laminate Grade B Lower Top</b>							
138”(3505mm)	THRD-48D8-LFS	EGBP	\$9486.29	\$ 9779.25	N/A	N/A	N/A
	THRD-48D8-JFS	EGBP	N/A	N/A	N/A	N/A	\$24043.29
	THRD-48D8-QFS	EGBP	N/A	N/A	\$ 11527.29	\$ 12325.29	N/A
<b>Solid Surface Lower Top</b>							
138”(3505mm)	THRD-48D8-KFS	EGBP	\$27771.41	\$28064.37	N/A	N/A	N/A
	THRD-48D8-SSS	EGBP	N/A	N/A	N/A	N/A	\$42328.41
	THRD-48D8-EUS	EGBP	N/A	N/A	\$29812.41	\$30610.41	N/A
<b>Wood Group A Lower Top</b>							
138”(3505mm)	THRD-48D8-RFS	EGBP	\$11750.93	\$ 12043.89	N/A	N/A	N/A
	THRD-48D8-DUS	EGBP	N/A	N/A	N/A	N/A	\$ 26307.93
	THRD-48D8-WUS	EGBP	N/A	N/A	\$ 13791.93	\$14589.93	N/A
<b>Wood Group B Lower Top</b>							
138”(3505mm)	THRD-48D8-RFS	EGBP	\$12772.37	\$ 13065.33	N/A	N/A	N/A
	THRD-48D8-DUS	EGBP	N/A	N/A	N/A	N/A	\$ 27329.37
	THRD-48D8-WUS	EGBP	N/A	N/A	\$ 14813.37	\$ 15611.37	N/A

# Immerse — Overlap Table

## Racetrack/Round – Painted Legs



THTD  
Class CL

### Features

- Includes lower racetrack top, upper round top, painted understructure, six painted metal legs, adjustable glides and hardware.
- Tops: Racetrack lower top available painted, high-pressure laminate (HPL), solid surface and wood veneer with knife edge. Round upper top available in laminate, solid surface or wood veneer with knife edge. Round upper top not available painted.
  - Painted 1.25”(32mm) thick
  - HPL and wood veneer 1.18”(30mm) thick
  - Solid surface 1”(25mm) thick
- Solid surface is standard in Cameo White.
- Glides have 0.5”(13mm) height adjustment and are standard in black.
- Depth and width shown in nominal dimensions.
- Ships unassembled.

### Specification Tips

- Separately specified power available. Use Oblong Planter (EHPO-\_\_\_\_) for the racetrack top and Round Planter (EHPR-\_\_\_\_) for the round top.
- When cutout option (-L) is selected, the cutout is on the lower top, option (-P) the cutout is on the lower and upper top and option (-U) the cutout is on the upper top only.
- Overlap of top and bottom surfaces is 16.25”(413mm).
- Seating capacity of 8 based upon 27”(686mm) per chair.
- Tops share one understructure and are not designed to be separated.

### To Order, Specify:

1) Product number, including:

#### 1 Cutout Option:

- N** No Cutout
- L** Cutout - Lower Top (add **\$184.71** list)
- P** Cutout - Lower and Upper Top (add **\$369.41** list)
- U** Cutout - Upper Top (add **\$184.71** list)

2) Lower surface finish/color.

3) Edge trim color (laminate only).

4) Upper surface finish/color.

5) Edge trim color (laminate only).

6) Understructure trim color. Grade B (add **\$60.06** list).

7) Trim color. Grade B (add **\$60.06** list).

### Lower Top Dimensions

Height	Depth	Width
29”(737mm)	48”(1219mm)	96”(2438mm)

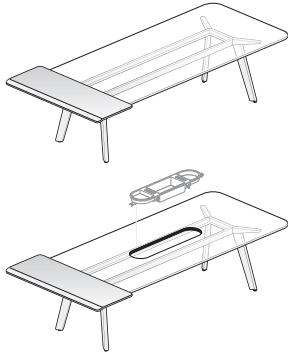
### Upper Top Dimensions

Height	Diameter
30.5”(775mm)	60”(1524mm)

Overall Width	Number	①	Upper Top HPL		Wood		Solid Surface
			A	B	A	B	
<b>Paint Grade A Lower Top</b>							
138”(3505mm)	THTD-48D8-TFS	EGBP	\$11804.69	\$ 12097.65	N/A	N/A	N/A
	THTD-48D8-HUS	EGBP	N/A	N/A	N/A	N/A	\$ 26361.69
	THTD-48D8-IUS	EGBP	N/A	N/A	\$13845.69	\$14643.69	N/A
<b>Paint Grade B Lower Top</b>							
138”(3505mm)	THTD-48D8-TFS	EGBP	\$11836.22	\$ 12129.18	N/A	N/A	N/A
	THTD-48D8-HUS	EGBP	N/A	N/A	N/A	N/A	\$26393.22
	THTD-48D8-IUS	EGBP	N/A	N/A	\$ 13877.22	\$ 14675.22	N/A
<b>Laminate Grade A Lower Top</b>							
138”(3505mm)	THTD-48D8-LFS	EGBP	\$ 9138.45	\$ 9431.41	N/A	N/A	N/A
	THTD-48D8-JFS	EGBP	N/A	N/A	N/A	N/A	\$23695.45
	THTD-48D8-QFS	EGBP	N/A	N/A	\$ 11179.45	\$ 11977.45	N/A
<b>Laminate Grade B Lower Top</b>							
138”(3505mm)	THTD-48D8-LFS	EGBP	\$9486.29	\$ 9779.25	N/A	N/A	N/A
	THTD-48D8-JFS	EGBP	N/A	N/A	N/A	N/A	\$24043.29
	THTD-48D8-QFS	EGBP	N/A	N/A	\$ 11527.29	\$ 12325.29	N/A
<b>Solid Surface Lower Top</b>							
138”(3505mm)	THTD-48D8-KFS	EGBP	\$27771.41	\$28064.37	N/A	N/A	N/A
	THTD-48D8-SSS	EGBP	N/A	N/A	N/A	N/A	\$42328.41
	THTD-48D8-EUS	EGBP	N/A	N/A	\$29812.41	\$30610.41	N/A
<b>Wood Group A Lower Top</b>							
138”(3505mm)	THTD-48D8-RFS	EGBP	\$ 11750.93	\$ 12043.89	N/A	N/A	N/A
	THTD-48D8-DUS	EGBP	N/A	N/A	N/A	N/A	\$ 26307.93
	THTD-48D8-WUS	EGBP	N/A	N/A	\$ 13791.93	\$14589.93	N/A
<b>Wood Group B Lower Top</b>							
138”(3505mm)	THTD-48D8-RFS	EGBP	\$12772.37	\$ 13065.33	N/A	N/A	N/A
	THTD-48D8-DUS	EGBP	N/A	N/A	N/A	N/A	\$ 27329.37
	THTD-48D8-WUS	EGBP	N/A	N/A	\$ 14813.37	\$ 15611.37	N/A

# Immerse — Overlap Table

## Rectangle/Ledge – Painted Legs



THRL  
Class CL

### Features

- Includes one ledge upper top with 0.5”(13mm) spacer attached and one rectangle lower top, painted understructure, four painted metal legs, adjustable glides and hardware.
- Upper ledge top 0.5”(13mm) high-pressure laminate (HPL) or wood veneer with waterfall edge.
- Rectangle lower top available laminate, solid surface and wood veneer with knife edge.
  - HPL and wood veneer 1.18”(30mm)(30mm) thick
  - Solid surface 1”(25mm) thick
- Solid surface is standard in Cameo White.
- Ledge wood top is hardboard laminated core.
- Glides have 0.5”(13mm) height adjustment and are standard in black.
- Depth and width shown in nominal dimensions.
- Ships unassembled.

### Specification Tips

- Separately specified power available. Use Oblong Planter (EHPO-\_\_\_\_).
- When cutout option (-L) is selected, the cutout is on the lower top only.
- Overlap of top and bottom surfaces is 17.75”(451mm).
- Seating capacity of 9 based upon 27”(686mm) per chair.
- Tops share one understructure and are not designed to be separated.

### To Order, Specify:

1) Product number, including:

#### 1 Cutout Option:

- N** No Cutout
- L** Cutout - Lower Top (add **\$184.71** list)

2) Lower surface finish/color.

3) Edge trim color (laminate only).

4) Upper surface finish/color.

5) Understructure trim color. Grade B (add **\$60.06** list).

6) Trim color. Grade B (add **\$60.06** list).

### Lower Top Dimensions

Height	Depth	Width
29”(737mm)	48”(1219mm)	120”(3048mm)

### Upper Top Dimensions

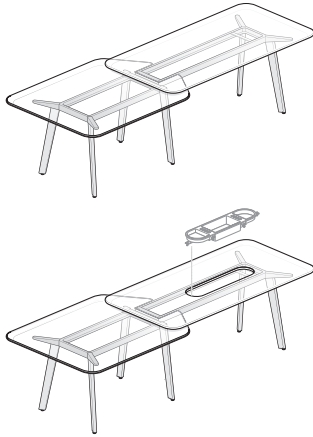
Height	Depth	Width
30.5”(775mm)	57”(1448mm)	22”(559mm)

Overall Width	Number	①	Upper Top HPL		Wood	
			A	B	A	B
<b>Laminate Grade A Lower Top</b>						
124”(3150mm)	THRL-48C4-LFS	EGBP	\$ 7687.46	\$ 7986.83	N/A	N/A
	THRL-48C4-QFS	EGBP	N/A	N/A	\$ 7989.16	\$ 8268.46
<b>Laminate Grade B Lower Top</b>						
124”(3150mm)	THRL-48C4-LFS	EGBP	\$ 8098.02	\$ 8397.39	N/A	N/A
	THRL-48C4-QFS	EGBP	N/A	N/A	\$ 8399.72	\$ 8679.02
<b>Solid Surface Lower Top</b>						
124”(3150mm)	THRL-48C4-KFS	EGBP	\$30978.66	\$31278.03	N/A	N/A
	THRL-48C4-ESS	EGBP	N/A	N/A	\$31280.36	\$31559.66
<b>Wood Group A Lower Top</b>						
124”(3150mm)	THRL-48C4-RFS	EGBP	\$ 10953.06	\$ 11252.43	N/A	N/A
	THRL-48C4-WUS	EGBP	N/A	N/A	\$ 11254.76	\$ 11534.06
<b>Wood Group B Lower Top</b>						
124”(3150mm)	THRL-48C4-RFS	EGBP	\$ 12229.86	\$12529.23	N/A	N/A
	THRL-48C4-WUS	EGBP	N/A	N/A	\$ 12531.56	\$ 12810.86



# Immerse — Overlap Table

## Rectangle/Rectangle – Wood Legs



THRR  
Class CL

### Features

- Includes two tops, painted understructure, six solid wood legs, adjustable glides and hardware.
- Tops: Lower top available in high-pressure laminate (HPL), solid surface and wood veneer with knife edge. Lower top not available painted. Upper top available painted, laminate, solid surface or wood veneer with knife edge.
  - Painted 1.125" (29mm) thick
  - HPL and wood veneer 1.18" (30mm) thick
  - Solid surface 1" (25mm) thick
- Solid surface is standard in Cameo White.
- Glides have 0.5" (13mm) height adjustment and are standard in black.
- Depth and width shown in nominal dimensions.
- Ships unassembled.

### Specification Tips

- Power only available in the upper top.
- Separately specified power available. Use Oblong Planter (EHPO-\_\_\_\_).
- When cutout option (-U) is selected, the cutout is on the upper top only.
- Overlap of top and bottom surfaces is 18.5" (470mm).
- Seating capacity of 11 based upon 27" (686mm) per chair.
- Tops share one understructure and are not designed to be separated.

### Lower Top Dimensions

Height	Depth	Width
29"(737mm)	60"(1524mm)	78"(1981mm)
37.5"(953mm)	60"(1524mm)	78"(1981mm)

### Upper Top Dimensions

Height	Depth	Width
30.5"(775mm)	48"(1219mm)	96"(2438mm)
39"(991mm)	48"(1219mm)	96"(2438mm)

### To Order, Specify:

1) Product number, including:

**1 Cutout Option:**

- N** No Cutout
- U** Cutout - Upper Top (add **\$184.71** list)

2) Lower surface finish/color.

3) Edge trim color (laminate only).

4) Upper surface finish/color.

5) Edge trim color (laminate only).

6) Understructure trim color.  
Grade B (add **\$60.06** list).

7) Wood leg finish.

M7-W43 Ink on Ash -  
no upcharge

M5-W35 Clear on White Oak  
(add **\$316.20** list)

M6-W35 Clear on Walnut  
(add **\$955.72** list)

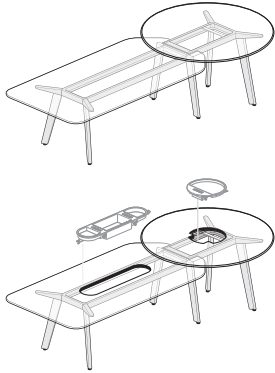
# Immerse — Overlap Table

## Rectangle/Rectangle – Wood Legs

Overall Width	Number	①	Upper Top HPL		Trim		Wood		Solid Surface
			A	B	A	B	A	B	
<b>Laminate Grade A Lower Top – 29”(737mm)H</b>									
156”(3962mm)	THRR-60F6-MFS	EGBW	N/A	N/A	\$ 18246.65	\$ 18278.18	N/A	N/A	N/A
	THRR-60F6-LFS	EGBW	\$ 15580.41	\$ 15928.25	N/A	N/A	N/A	N/A	N/A
	THRR-60F6-JFS	EGBW	N/A	N/A	N/A	N/A	N/A	N/A	\$ 34213.37
	THRR-60F6-QFS	EGBW	N/A	N/A	N/A	N/A	\$ 18192.89	\$ 19214.33	N/A
<b>Laminate Grade A Lower Top – 37.5”(953mm)H</b>									
156”(3962mm)	THRR-60F6-MFS	EGCW	N/A	N/A	\$ 18476.51	\$ 18508.04	N/A	N/A	N/A
	THRR-60F6-LSS	EGCW	\$ 15810.27	\$ 16158.11	N/A	N/A	N/A	N/A	N/A
	THRR-60F6-JFS	EGCW	N/A	N/A	N/A	N/A	N/A	N/A	\$34443.23
	THRR-60F6-QFS	EGCW	N/A	N/A	N/A	N/A	\$ 18422.75	\$ 19444.19	N/A
<b>Laminate Grade B Lower Top – 29”(737mm)H</b>									
156”(3962mm)	THRR-60F6-MFS	EGBW	N/A	N/A	\$ 18598.41	\$ 18629.94	N/A	N/A	N/A
	THRR-60F6-LFS	EGBW	\$ 15932.17	\$ 16280.01	N/A	N/A	N/A	N/A	N/A
	THRR-60F6-JFS	EGBW	N/A	N/A	N/A	N/A	N/A	N/A	\$34565.13
	THRR-60F6-QFS	EGBW	N/A	N/A	N/A	N/A	\$ 18544.65	\$ 19566.09	N/A
<b>Laminate Grade B Lower Top – 37.5”(953mm)H</b>									
156”(3962mm)	THRR-60F6-MFS	EGCW	N/A	N/A	\$ 18828.27	\$ 18859.80	N/A	N/A	N/A
	THRR-60F6-LSS	EGCW	\$ 16162.03	\$ 16509.87	N/A	N/A	N/A	N/A	N/A
	THRR-60F6-JFS	EGCW	N/A	N/A	N/A	N/A	N/A	N/A	\$34794.99
	THRR-60F6-QFS	EGCW	N/A	N/A	N/A	N/A	\$ 18774.51	\$ 19795.95	N/A
<b>Solid Surface Lower Top – 29”(737mm)H</b>									
156”(3962mm)	THRR-60F6-FUS	EGBW	N/A	N/A	\$ 37170.75	\$37202.28	N/A	N/A	N/A
	THRR-60F6-KFS	EGBW	\$34504.51	\$34852.35	N/A	N/A	N/A	N/A	N/A
	THRR-60F6-SSS	EGBW	N/A	N/A	N/A	N/A	N/A	N/A	\$ 53137.47
	THRR-60F6-EUS	EGBW	N/A	N/A	N/A	N/A	\$ 37116.99	\$ 38138.43	N/A
<b>Solid Surface Lower Top – 37.5”(953mm)H</b>									
156”(3962mm)	THRR-60F6-FUS	EGCW	N/A	N/A	\$37400.61	\$37432.14	N/A	N/A	N/A
	THRR-60F6-KFS	EGCW	\$ 34734.37	\$35082.21	N/A	N/A	N/A	N/A	N/A
	THRR-60F6-SSS	EGCW	N/A	N/A	N/A	N/A	N/A	N/A	\$ 53367.33
	THRR-60F6-EUS	EGCW	N/A	N/A	N/A	N/A	\$ 37346.85	\$38368.29	N/A
<b>Wood Group A Lower Top – 29”(737mm)H</b>									
156”(3962mm)	THRR-60F6-GUS	EGBW	N/A	N/A	\$20899.95	\$ 20931.48	N/A	N/A	N/A
	THRR-60F6-RFS	EGBW	\$ 18233.71	\$ 18581.55	N/A	N/A	N/A	N/A	N/A
	THRR-60F6-DUS	EGBW	N/A	N/A	N/A	N/A	N/A	N/A	\$36866.67
	THRR-60F6-WUS	EGBW	N/A	N/A	N/A	N/A	\$20846.19	\$ 21867.63	N/A
<b>Wood Group A Lower Top – 37.5”(953mm)H</b>									
156”(3962mm)	THRR-60F6-GUS	EGCW	N/A	N/A	\$ 21129.81	\$ 21161.34	N/A	N/A	N/A
	THRR-60F6-RFS	EGCW	\$ 18463.57	\$ 18811.41	N/A	N/A	N/A	N/A	N/A
	THRR-60F6-DUS	EGCW	N/A	N/A	N/A	N/A	N/A	N/A	\$37096.53
	THRR-60F6-WUS	EGCW	N/A	N/A	N/A	N/A	\$ 21076.05	\$ 22097.49	N/A
<b>Wood Group B Lower Top – 29”(737mm)H</b>									
156”(3962mm)	THRR-60F6-GUS	EGBW	N/A	N/A	\$ 21937.35	\$ 21968.88	N/A	N/A	N/A
	THRR-60F6-RFS	EGBW	\$ 19271.11	\$ 19618.95	N/A	N/A	N/A	N/A	N/A
	THRR-60F6-DUS	EGBW	N/A	N/A	N/A	N/A	N/A	N/A	\$37904.07
	THRR-60F6-WUS	EGBW	N/A	N/A	N/A	N/A	\$ 21883.59	\$22905.03	N/A
<b>Wood Group B Lower Top – 37.5”(953mm)H</b>									
156”(3962mm)	THRR-60F6-GUS	EGCW	N/A	N/A	\$ 22167.21	\$ 22198.74	N/A	N/A	N/A
	THRR-60F6-RFS	EGCW	\$ 19500.97	\$ 19848.81	N/A	N/A	N/A	N/A	N/A
	THRR-60F6-DUS	EGCW	N/A	N/A	N/A	N/A	N/A	N/A	\$ 38133.93
	THRR-60F6-WUS	EGCW	N/A	N/A	N/A	N/A	\$ 22113.45	\$ 23134.89	N/A

# Immerse — Overlap Table

## Rectangle/Round – Wood Legs



THRD  
Class CL

### Features

- Includes lower racetrack top, upper round top, painted understructure, six solid wood legs, adjustable glides and hardware.
- Tops: Rectangle lower top available painted, high-pressure laminate (HPL), solid surface and wood veneer with knife edge. Round upper top available in laminate, solid surface or wood veneer with knife edge. Round upper top not available painted.
  - Painted 1.125”(29mm) thick
  - HPL and wood veneer 1.18”(30mm)(30mm) thick
  - Solid surface 1”(25mm) thick
- Solid surface is standard in Cameo White.
- Glides have 0.5”(13mm) height adjustment and are standard in black.
- Depth and width shown in nominal dimensions.
- Ships unassembled.

### Specification Tips

- Separately specified power available. Use Oblong Planter (EHPO-\_\_\_\_) for the rectangle top and Round Planter (EHPR-\_\_\_\_) for the round top.
- When cutout option (-L) is selected, the cutout is on the lower top, option (-P) the cutout is on the lower and upper top and option (-U) the cutout is on the upper top only.
- Overlap of top and bottom surfaces is 15.75”(400mm).
- Seating capacity of 8 based upon 27”(686mm) per chair.
- Tops share one understructure and are not designed to be separated.

### Lower Top Dimensions

Height	Depth	Width
29”(737mm)	48”(1219mm)	96”(2438mm)

### Upper Top Dimensions

Height	Diameter
30.5”(775mm)	60”(1524mm)

### To Order, Specify:

1) Product number, including:

#### 1 Cutout Option:

- N** No Cutout
- L** Cutout - Lower Top (add **\$184.71** list)
- P** Cutout - Lower and Upper Top (add **\$369.41** list)
- U** Cutout - Upper Top (add **\$184.71** list)

2) Lower surface finish/color.

3) Edge trim color (laminates only).

4) Upper surface finish/color.

5) Edge trim color (laminates only).

6) Understructure trim color. Grade B (add **\$60.06** list).

7) Wood leg finish.

M7-W43 Ink on Ash - no upcharge

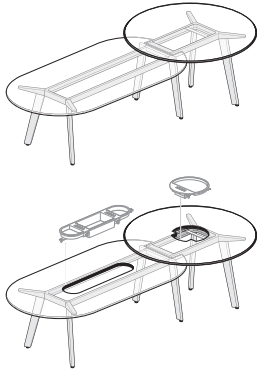
M5-W35 Clear on White Oak (add **\$316.20** list)

M6-W35 Clear on Walnut (add **\$955.72** list)

Overall Width	Number	①	Upper Top HPL		Wood		Solid Surface
			A	B	A	B	
<b>Paint Grade A Lower Top</b>							
138”(3505mm)	THRD-48D8-TFS	EGBW	\$ 17486.15	\$ 17779.11	N/A	N/A	N/A
	THRD-48D8-HUS	EGBW	N/A	N/A	N/A	N/A	\$ 32043.15
	THRD-48D8-IUS	EGBW	N/A	N/A	\$ 19527.15	\$ 20325.15	N/A
<b>Paint Grade B Lower Top</b>							
138”(3505mm)	THRD-48D8-TFS	EGBW	\$ 17517.68	\$ 17810.64	N/A	N/A	N/A
	THRD-48D8-HUS	EGBW	N/A	N/A	N/A	N/A	\$ 32074.68
	THRD-48D8-IUS	EGBW	N/A	N/A	\$ 19558.68	\$ 20356.68	N/A
<b>Laminate Grade A Lower Top</b>							
138”(3505mm)	THRD-48D8-LFS	EGBW	\$ 14819.91	\$ 15112.87	N/A	N/A	N/A
	THRD-48D8-JFS	EGBW	N/A	N/A	N/A	N/A	\$ 29376.91
	THRD-48D8-QFS	EGBW	N/A	N/A	\$ 16860.91	\$ 17658.91	N/A
<b>Laminate Grade B Lower Top</b>							
138”(3505mm)	THRD-48D8-LFS	EGBW	\$ 15167.75	\$ 15460.71	N/A	N/A	N/A
	THRD-48D8-JFS	EGBW	N/A	N/A	N/A	N/A	\$ 29724.75
	THRD-48D8-QFS	EGBW	N/A	N/A	\$ 17208.75	\$ 18006.75	N/A
<b>Solid Surface Lower Top</b>							
138”(3505mm)	THRD-48D8-KFS	EGBW	\$ 33452.87	\$ 33745.83	N/A	N/A	N/A
	THRD-48D8-SSS	EGBW	N/A	N/A	N/A	N/A	\$ 48009.87
	THRD-48D8-EUS	EGBW	N/A	N/A	\$ 35493.87	\$ 36291.87	N/A
<b>Wood Group A Lower Top</b>							
138”(3505mm)	THRD-48D8-RFS	EGBW	\$ 17432.39	\$ 17725.35	N/A	N/A	N/A
	THRD-48D8-DUS	EGBW	N/A	N/A	N/A	N/A	\$ 31989.39
	THRD-48D8-WUS	EGBW	N/A	N/A	\$ 19473.39	\$ 20271.39	N/A
<b>Wood Group B Lower Top</b>							
138”(3505mm)	THRD-48D8-RFS	EGBW	\$ 18453.83	\$ 18746.79	N/A	N/A	N/A
	THRD-48D8-DUS	EGBW	N/A	N/A	N/A	N/A	\$ 33010.83
	THRD-48D8-WUS	EGBW	N/A	N/A	\$ 20494.83	\$ 21292.83	N/A

# Immerse — Overlap Table

## Racetrack/Round – Wood Legs



THTD  
Class CL

### Features

- Includes lower racetrack top, upper round top, painted understructure, six solid wood legs, adjustable glides and hardware.
- Tops: Racetrack lower top available painted, high-pressure laminate (HPL), solid surface and wood veneer with knife edge. Round upper top available in laminate, solid surface or wood veneer with knife edge. Round upper top not available painted.
  - Painted 1.125”(29mm) thick
  - HPL and wood veneer 1.18”(30mm)(30mm) thick
  - Solid surface 1”(25mm) thick
- Solid surface is standard in Cameo White.
- Glides have 0.5”(13mm) height adjustment and are standard in black.
- Depth and width shown in nominal dimensions.
- Ships unassembled.

### Specification Tips

- Separately specified power available. Use Oblong Planter (EHPO-\_\_\_\_) for the racetrack top and Round Planter (EHPR-\_\_\_\_) for the round top.
- When cutout option (-L) is selected, the cutout is on the lower top, option (-P) the cutout is on the lower and upper top and option (-U) the cutout is on the upper top only.
- Overlap of top and bottom surfaces is 16.25”(413mm).
- Seating capacity of 8 based upon 27”(686mm) per chair.
- Tops share one understructure and are not designed to be separated.

### Lower Top Dimensions

Height	Depth	Width
29”(737mm)	48”(1219mm)	96”(2438mm)

### Upper Top Dimensions

Height	Diameter
30.5”(775mm)	60”(1524mm)

### To Order, Specify:

1) Product number, including:

#### 1 Cutout Option:

- N** No Cutout
- L** Cutout - Lower Top (add **\$184.71** list)
- P** Cutout - Lower and Upper Top (add **\$369.41** list)
- U** Cutout - Upper Top (add **\$184.71** list)

2) Lower surface finish/color.

3) Edge trim color (laminare only).

4) Upper surface finish/color.

5) Edge trim color (laminare only).

6) Understructure trim color. Grade B (add **\$60.06** list).

7) Wood leg finish.

M7-W43 Ink on Ash - no upcharge

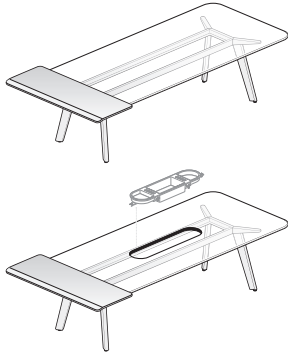
M5-W35 Clear on White Oak (add **\$316.20** list)

M6-W35 Clear on Walnut (add **\$955.72** list)

Overall Width	Number	①	Upper Top HPL		Wood		Solid Surface
			A	B	A	B	
<b>Paint Grade A Lower Top</b>							
138”(3505mm)	THTD-48D8-TFS	EGBW	\$ 17486.15	\$ 17779.11	N/A	N/A	N/A
	THTD-48D8-HUS	EGBW	N/A	N/A	N/A	N/A	\$ 32043.15
	THTD-48D8-IUS	EGBW	N/A	N/A	\$ 19527.15	\$ 20325.15	N/A
<b>Paint Grade B Lower Top</b>							
138”(3505mm)	THTD-48D8-TFS	EGBW	\$ 17517.68	\$ 17810.64	N/A	N/A	N/A
	THTD-48D8-HUS	EGBW	N/A	N/A	N/A	N/A	\$ 32074.68
	THTD-48D8-IUS	EGBW	N/A	N/A	\$ 19558.68	\$ 20356.68	N/A
<b>Laminate Grade A Lower Top</b>							
138”(3505mm)	THTD-48D8-LFS	EGBW	\$ 14819.91	\$ 15112.87	N/A	N/A	N/A
	THTD-48D8-JFS	EGBW	N/A	N/A	N/A	N/A	\$ 29376.91
	THTD-48D8-QFS	EGBW	N/A	N/A	\$ 16860.91	\$ 17658.91	N/A
<b>Laminate Grade B Lower Top</b>							
138”(3505mm)	THTD-48D8-LFS	EGBW	\$ 15167.75	\$ 15460.71	N/A	N/A	N/A
	THTD-48D8-JFS	EGBW	N/A	N/A	N/A	N/A	\$ 29724.75
	THTD-48D8-QFS	EGBW	N/A	N/A	\$ 17208.75	\$ 18006.75	N/A
<b>Solid Surface Lower Top</b>							
138”(3505mm)	THTD-48D8-KFS	EGBW	\$ 33452.87	\$ 33745.83	N/A	N/A	N/A
	THTD-48D8-SSS	EGBW	N/A	N/A	N/A	N/A	\$ 48009.87
	THTD-48D8-EUS	EGBW	N/A	N/A	\$ 35493.87	\$ 36291.87	N/A
<b>Wood Group A Lower Top</b>							
138”(3505mm)	THTD-48D8-RFS	EGBW	\$ 17432.39	\$ 17725.35	N/A	N/A	N/A
	THTD-48D8-DUS	EGBW	N/A	N/A	N/A	N/A	\$ 31989.39
	THTD-48D8-WUS	EGBW	N/A	N/A	\$ 19473.39	\$ 20271.39	N/A
<b>Wood Group B Lower Top</b>							
138”(3505mm)	THTD-48D8-RFS	EGBW	\$ 18453.83	\$ 18746.79	N/A	N/A	N/A
	THTD-48D8-DUS	EGBW	N/A	N/A	N/A	N/A	\$ 33010.83
	THTD-48D8-WUS	EGBW	N/A	N/A	\$ 20494.83	\$ 21292.83	N/A

# Immerse — Overlap Table

## Rectangle/Ledge – Wood Legs



THRL  
Class CL

### Features

- Includes one ledge upper top with 0.5”(13mm) spacer attached and one rectangle lower top, painted understructure, four solid wood legs, adjustable glides and hardware.
- Upper ledge top 0.5”(13mm) laminate or wood veneer with waterfall edge.
- Rectangle lower top available high-pressure laminate (HPL), solid surface and wood veneer with knife edge.
  - HPL and wood veneer 1.18”(30mm)(30mm) thick
  - Solid surface 1”(25mm) thick
- Solid surface is standard in Cameo White.
- Ledge wood top is hardboard laminated core.
- Glides have 0.5”(13mm) height adjustment and are standard in black.
- Depth and width shown in nominal dimensions.
- Ships unassembled.

### Specification Tips

- Separately specified power available. Use Oblong Planter (EHPO-\_\_\_\_).
- When cutout option (-L) is selected, the cutout is on the lower top only.
- Overlap of top and bottom surfaces is 17.75”(451mm).
- Seating capacity of 9 based upon 27”(686mm) per chair.
- Tops share one understructure and are not designed to be separated.

### To Order, Specify:

1) Product number, including:

**1 Cutout Option:**

- N** No Cutout
- L** Cutout - Lower Top (add **\$184.71** list)

2) Lower surface finish/color.

3) Edge trim color (laminate only).

4) Upper surface finish/color.

5) Understructure trim color. Grade B (add **\$60.06** list).

6) Wood leg finish.

M7-W43 Ink on Ash - no upcharge

M5-W35 Clear on White Oak (add **\$204.21** list)

M6-W35 Clear on Walnut (add **\$617.21** list)

### Lower Top Dimensions

**29”(737mm)      48”(1219mm)      120”(3048mm)**

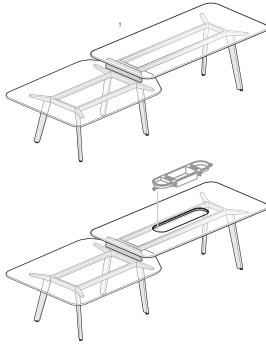
### Upper Top Dimensions

Height	Depth	Width
30.5”(775mm)	57”(1448mm)	22”(559mm)

Overall Width	Number	1	Upper Top HPL		Wood	
			A	B	A	B
<b>Laminate Grade A Lower Top</b>						
124”(3150mm)	THRL-48C4-LFS	EGBW	\$ 11366.49	\$ 11665.86	N/A	N/A
	THRL-48C4-QFS	EGBW	N/A	N/A	\$ 11668.19	\$ 11947.49
<b>Laminate Grade B Lower Top</b>						
124”(3150mm)	THRL-48C4-LFS	EGBW	\$ 11777.05	\$ 12076.42	N/A	N/A
	THRL-48C4-QFS	EGBW	N/A	N/A	\$ 12078.75	\$ 12358.05
<b>Solid Surface Lower Top</b>						
124”(3150mm)	THRL-48C4-KFS	EGBW	\$34657.69	\$34957.06	N/A	N/A
	THRL-48C4-ESS	EGBW	N/A	N/A	\$34959.39	\$35238.69
<b>Wood Group A Lower Top</b>						
124”(3150mm)	THRL-48C4-RFS	EGBW	\$14632.09	\$ 14931.46	N/A	N/A
	THRL-48C4-WUS	EGBW	N/A	N/A	\$ 14933.79	\$ 15213.09
<b>Wood Group B Lower Top</b>						
124”(3150mm)	THRL-48C4-RFS	EGBW	\$15908.89	\$16208.26	N/A	N/A
	THRL-48C4-WUS	EGBW	N/A	N/A	\$ 16210.59	\$ 16489.89

# Immerse — Shift Table

## Rectangle/Rectangle – Painted Legs



THRR  
Class CL

### Features

- Includes two tops, 7"(178mm)H stack spacer, painted understructure, six painted metal legs, adjustable glides and hardware.
- Tops: Lower top available in high-pressure laminate (HPL), solid surface and wood veneer with knife edge. Upper top available painted, laminate, solid surface or wood veneer with knife edge.
  - Painted 1.125"(29mm) thick
  - HPL and wood veneer 1.18"(30mm) thick
  - Solid surface 1"(25mm) thick
- Solid surface is standard in Cameo White.
- Stack spacer is painted MDF.
- Glides have 0.5"(13mm) height adjustment and are standard in black.
- Depth and width shown in nominal dimensions.
- Ships unassembled.

### Specification Tips

- Separately specified power available. Use Oblong Planter (EHPO-\_\_\_\_).
- When cutout option (-U) is selected, cutout is on the upper top only. Lower top not available with cutout.
- Overlap of top and bottom surfaces is 18.5"(470mm).
- Seating capacity of 11 based upon 27"(686mm) per chair.
- Tops share one understructure and are not designed to be separated.

### To Order, Specify:

- 1) Product number, including:
  - 1 Cutout Option:**
    - N** No Cutout
    - U** Cutout - Upper Top (add **\$184.71** list)
- 2) Lower surface finish/color.
- 3) Edge trim color (laminate only).
- 4) Upper surface finish/color.
- 5) Edge trim color (laminate only).
- 6) Understructure trim color. Grade B (add **\$60.06** list).
- 7) Trim color. Grade B (add **\$60.06** list).
- 8) Stack spacer color.

### Lower Top Dimensions

Height	Depth	Width
29"(737mm)	60"(1524mm)	78"(1981mm)

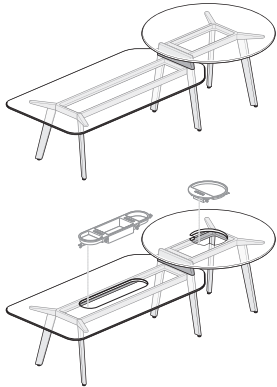
### Upper Top Dimensions

Height	Depth	Width
36"(914mm)	48"(1219mm)	96"(2438mm)

Overall Width	Number	①	Upper Top HPL		Trim		Wood		Solid Surface
			A	B	A	B	A	B	
<b>Laminate Grade A Lower Top</b>									
156"(3962mm)	THRR-60F6-MFS	DGAP	N/A	N/A	\$13062.13	\$13093.66	N/A	N/A	N/A
	THRR-60F6-LFS	DGAP	\$10395.89	\$10743.73	N/A	N/A	N/A	N/A	N/A
	THRR-60F6-JFS	DGAP	N/A	N/A	N/A	N/A	N/A	N/A	\$29028.85
	THRR-60F6-QFS	DGAP	N/A	N/A	N/A	N/A	\$13008.37	\$14029.81	N/A
<b>Laminate Grade B Lower Top</b>									
156"(3962mm)	THRR-60F6-MFS	DGAP	N/A	N/A	\$13413.89	\$13445.42	N/A	N/A	N/A
	THRR-60F6-LFS	DGAP	\$10747.65	\$11095.49	N/A	N/A	N/A	N/A	N/A
	THRR-60F6-JFS	DGAP	N/A	N/A	N/A	N/A	N/A	N/A	\$29380.61
	THRR-60F6-QFS	DGAP	N/A	N/A	N/A	N/A	\$13360.13	\$14381.57	N/A
<b>Solid Surface Lower Top</b>									
156"(3962mm)	THRR-60F6-FUS	DGAP	N/A	N/A	\$31986.23	\$32017.76	N/A	N/A	N/A
	THRR-60F6-KFS	DGAP	\$29319.99	\$29667.83	N/A	N/A	N/A	N/A	N/A
	THRR-60F6-SSS	DGAP	N/A	N/A	N/A	N/A	N/A	N/A	\$47952.95
	THRR-60F6-EUS	DGAP	N/A	N/A	N/A	N/A	\$31932.47	\$32953.91	N/A
<b>Wood Group A Lower Top</b>									
156"(3962mm)	THRR-60F6-GUS	DGAP	N/A	N/A	\$15715.43	\$15746.96	N/A	N/A	N/A
	THRR-60F6-RFS	DGAP	\$13049.19	\$13397.03	N/A	N/A	N/A	N/A	N/A
	THRR-60F6-DUS	DGAP	N/A	N/A	N/A	N/A	N/A	N/A	\$31682.15
	THRR-60F6-WUS	DGAP	N/A	N/A	N/A	N/A	\$15661.67	\$16683.11	N/A
<b>Wood Group B Lower Top</b>									
156"(3962mm)	THRR-60F6-GUS	DGAP	N/A	N/A	\$16752.83	\$16784.36	N/A	N/A	N/A
	THRR-60F6-RFS	DGAP	\$14086.59	\$14434.43	N/A	N/A	N/A	N/A	N/A
	THRR-60F6-DUS	DGAP	N/A	N/A	N/A	N/A	N/A	N/A	\$32719.55
	THRR-60F6-WUS	DGAP	N/A	N/A	N/A	N/A	\$16699.07	\$17720.51	N/A

# Immerse — Shift Table

## Rectangle/Round – Painted Legs



THRD  
Class CL

### Features

- Includes rectangle lower top and round upper top, 7”(178mm)H stack spacer, painted understructure, six painted metal legs, adjustable glides and hardware.
- Tops: Rectangle lower top available painted, high-pressure laminate (HPL), solid surface and wood veneer with knife edge. Round upper top available in laminate, solid surface or wood veneer with knife edge. Round upper top not available painted.
  - Painted 1.125”(29mm) thick
  - HPL and wood veneer 1.18”(30mm) thick
  - Solid surface 1”(25mm) thick
- Solid surface is standard in Cameo White.
- Stack spacer is painted MDF.
- Glides have 0.5”(13mm) height adjustment and are standard in black.
- Depth and width shown in nominal dimensions.
- Ships unassembled.

### Specification Tips

- Separately specified power available. Use Oblong Planter (EHPO-\_\_\_\_) for the rectangle top and Round Planter (EHPR-\_\_\_\_) for the round top.
- When cutout option (-L) is selected, the cutout is on the lower top, option (-P) the cutout is on the lower and upper top and option (-U) the cutout is on the upper top only.
- Overlap of top and bottom surfaces is 15.75”(400mm).
- Seating capacity of 8 based upon 27”(686mm) per chair.
- Tops share one understructure and are not designed to be separated.

### To Order, Specify:

1) Product number, including:

#### 1 Cutout Option:

- N** No Cutout
- L** Cutout - Lower Top (add **\$184.71** list)
- P** Cutout - Lower and Upper Top (add **\$369.41** list)
- U** Cutout - Upper Top (add **\$184.71** list)

2) Lower surface finish/color.

3) Edge trim color (laminate only).

4) Upper surface finish/color.

5) Edge trim color (laminate only).

6) Understructure trim color. Grade B (add **\$60.06** list).

7) Trim color. Grade B (add **\$60.06** list).

8) Stack spacer color.

### Lower Top Dimensions

Height	Depth	Width
29”(737mm)	48”(1219mm)	96”(2438mm)

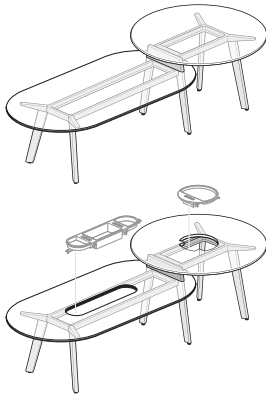
### Upper Top Dimensions

Height	Diameter
36”(914mm)	60”(1524mm)

Overall Width	Number	①	Upper Top HPL		Wood		Solid Surface
			A	B	A	B	
<b>Paint Grade A Lower Top</b>							
138”(3505mm)	THRD-48D8-TFS	DGAP	\$ 12301.63	\$12594.59	N/A	N/A	N/A
	THRD-48D8-HUS	DGAP	N/A	N/A	N/A	N/A	\$26858.63
	THRD-48D8-IUS	DGAP	N/A	N/A	\$ 14342.63	\$ 15140.63	N/A
<b>Paint Grade B Lower Top</b>							
138”(3505mm)	THRD-48D8-TFS	DGAP	\$ 12333.16	\$12626.12	N/A	N/A	N/A
	THRD-48D8-HUS	DGAP	N/A	N/A	N/A	N/A	\$26890.16
	THRD-48D8-IUS	DGAP	N/A	N/A	\$ 14374.16	\$ 15172.16	N/A
<b>Laminate Grade A Lower Top</b>							
138”(3505mm)	THRD-48D8-LFS	DGAP	\$ 9635.39	\$ 9928.35	N/A	N/A	N/A
	THRD-48D8-JFS	DGAP	N/A	N/A	N/A	N/A	\$ 24192.39
	THRD-48D8-QFS	DGAP	N/A	N/A	\$ 11676.39	\$ 12474.39	N/A
<b>Laminate Grade B Lower Top</b>							
138”(3505mm)	THRD-48D8-LFS	DGAP	\$ 9983.23	\$10276.19	N/A	N/A	N/A
	THRD-48D8-JFS	DGAP	N/A	N/A	N/A	N/A	\$24540.23
	THRD-48D8-QFS	DGAP	N/A	N/A	\$ 12024.23	\$12822.23	N/A
<b>Solid Surface Lower Top</b>							
138”(3505mm)	THRD-48D8-KFS	DGAP	\$28268.35	\$28561.31	N/A	N/A	N/A
	THRD-48D8-SSS	DGAP	N/A	N/A	N/A	N/A	\$ 42825.35
	THRD-48D8-EUS	DGAP	N/A	N/A	\$30309.35	\$ 31107.35	N/A
<b>Wood Group A Lower Top</b>							
138”(3505mm)	THRD-48D8-RFS	DGAP	\$ 12247.87	\$12540.83	N/A	N/A	N/A
	THRD-48D8-DUS	DGAP	N/A	N/A	N/A	N/A	\$26804.87
	THRD-48D8-WUS	DGAP	N/A	N/A	\$ 14288.87	\$15086.87	N/A
<b>Wood Group B Lower Top</b>							
138”(3505mm)	THRD-48D8-RFS	DGAP	\$ 13269.31	\$13562.27	N/A	N/A	N/A
	THRD-48D8-DUS	DGAP	N/A	N/A	N/A	N/A	\$ 27826.31
	THRD-48D8-WUS	DGAP	N/A	N/A	\$ 15310.31	\$ 16108.31	N/A

# Immerse — Shift Table

## Racetrack/Round – Painted Legs



THTD  
Class CL

### Features

- Includes racetrack lower top and round upper top, 7”(178mm)H stack spacer, painted understructure, six painted metal legs, adjustable glides and hardware.
- Tops: Racetrack lower top available painted, high-pressure laminate (HPL) solid surface and wood veneer with knife edge. Round upper top available in laminate, solid surface or wood veneer with knife edge. Round upper top not available painted.
  - Painted 1.125”(29mm) thick
  - HPL and wood veneer 1.18”(30mm) thick
  - Solid surface 1”(25mm) thick
- Solid surface is standard in Cameo White.
- Stack spacer is painted MDF.
- Glides have 0.5”(13mm) height adjustment and are standard in black.
- Depth and width shown in nominal dimensions.
- Ships unassembled.

### Specification Tips

- Separately specified power available. Use Oblong Planter (EHPO-\_\_\_\_) for the racetrack top and Round Planter (EHPR-\_\_\_\_) for the round top.
- When cutout option (-L) is selected, the cutout is on the lower top, option (-P) the cutout is on the lower and upper top and option (-U) the cutout is on the upper top only.
- Overlap of top and bottom surfaces is 17.75”(451mm).
- Seating capacity of 8 based upon 27”(686mm) per chair.
- Tops share one understructure and are not designed to be separated.

### To Order, Specify:

- 1) Product number, including:

#### 1 Cutout Option:

- N** No Cutout
- L** Cutout - Lower Top (add **\$184.71** list)
- P** Cutout - Lower and Upper Top (add **\$369.41** list)
- U** Cutout - Upper Top (add **\$184.71** list)

- 2) Lower surface finish/color.
- 3) Edge trim color (laminate only).
- 4) Upper surface finish/color.
- 5) Edge trim color (laminate only).
- 6) Understructure trim color. Grade B (add **\$60.06** list).
- 7) Trim color. Grade B (add **\$60.06** list).
- 8) Stack spacer color.

### Lower Top Dimensions

Height	Depth	Width
29”(737mm)	48”(1219mm)	96”(2438mm)

### Upper Top Dimensions

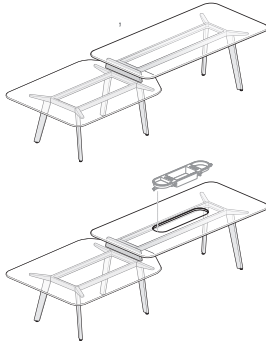
Height	Diameter
36”(914mm)	60”(1524mm)

Overall Width	Number	①	Upper Top HPL		Wood		Solid Surface
			A	B	A	B	
<b>Paint Grade A Lower Top</b>							
138”(3505mm)	THTD-48D8-TFS	DGAP	\$ 12301.63	\$12594.59	N/A	N/A	N/A
	THTD-48D8-HUS	DGAP	N/A	N/A	N/A	N/A	\$26858.63
	THTD-48D8-IUS	DGAP	N/A	N/A	\$ 14342.63	\$ 15140.63	N/A
<b>Paint Grade B Lower Top</b>							
138”(3505mm)	THTD-48D8-TFS	DGAP	\$ 12333.16	\$12626.12	N/A	N/A	N/A
	THTD-48D8-HUS	DGAP	N/A	N/A	N/A	N/A	\$26890.16
	THTD-48D8-IUS	DGAP	N/A	N/A	\$ 14374.16	\$ 15172.16	N/A
<b>Laminate Grade A Lower Top</b>							
138”(3505mm)	THTD-48D8-LFS	DGAP	\$ 9635.39	\$ 9928.35	N/A	N/A	N/A
	THTD-48D8-JFS	DGAP	N/A	N/A	N/A	N/A	\$ 24192.39
	THTD-48D8-QFS	DGAP	N/A	N/A	\$ 11676.39	\$ 12474.39	N/A
<b>Laminate Grade B Lower Top</b>							
138”(3505mm)	THTD-48D8-LFS	DGAP	\$ 9983.23	\$10276.19	N/A	N/A	N/A
	THTD-48D8-JFS	DGAP	N/A	N/A	N/A	N/A	\$24540.23
	THTD-48D8-QFS	DGAP	N/A	N/A	\$ 12024.23	\$12822.23	N/A
<b>Solid Surface Lower Top</b>							
138”(3505mm)	THTD-48D8-KFS	DGAP	\$28268.35	\$28561.31	N/A	N/A	N/A
	THTD-48D8-SSS	DGAP	N/A	N/A	N/A	N/A	\$ 42825.35
	THTD-48D8-EUS	DGAP	N/A	N/A	\$30309.35	\$ 31107.35	N/A
<b>Wood Group A Lower Top</b>							
138”(3505mm)	THTD-48D8-RFS	DGAP	\$ 12247.87	\$12540.83	N/A	N/A	N/A
	THTD-48D8-DUS	DGAP	N/A	N/A	N/A	N/A	\$26804.87
	THTD-48D8-WUS	DGAP	N/A	N/A	\$ 14288.87	\$15086.87	N/A
<b>Wood Group B Lower Top</b>							
138”(3505mm)	THTD-48D8-RFS	DGAP	\$ 13269.31	\$13562.27	N/A	N/A	N/A
	THTD-48D8-DUS	DGAP	N/A	N/A	N/A	N/A	\$ 27826.31
	THTD-48D8-WUS	DGAP	N/A	N/A	\$ 15310.31	\$ 16108.31	N/A



# Immerse — Shift Table

## Rectangle/Rectangle – Wood Legs



THRR  
Class CL

### Features

- Includes two tops, 7"(178mm)H stack spacer, painted understructure, six solid wood legs, adjustable glides and hardware.
- Tops: Lower top available in high-pressure laminate (HPL), solid surface and wood veneer with knife edge. Upper top available painted, laminate, solid surface or wood veneer with knife edge.
  - Painted 1.125"(29mm) thick
  - HPL and wood veneer 1.18"(30mm) thick
  - Solid surface 1"(25mm) thick
- Solid surface is standard in Cameo White.
- Stack spacer is painted MDF.
- Glides have 0.5"(13mm) height adjustment and are standard in black.
- Depth and width shown in nominal dimensions.
- Ships unassembled.

### Specification Tips

- Separately specified power available. Use Oblong Planter (EHPO-\_\_\_\_).
- When cutout option (-U) is selected, cutout is on the upper top only. Lower top not available with cutout.
- Overlap of top and bottom surfaces is 18.5"(470mm).
- Seating capacity of 11 based upon 27"(686mm) per chair.
- Tops share one understructure and are not designed to be separated.

### Lower Top Dimensions

Height	Depth	Width
29"(737mm)	60"(1524mm)	78"(1981mm)

### Upper Top Dimensions

Height	Depth	Width
36"(914mm)	48"(1219mm)	96"(2438mm)

### To Order, Specify:

1) Product number, including:

#### 1 Cutout Option:

- N** No Cutout
- U** Cutout - Upper Top (add **\$184.71** list)

2) Lower surface finish/color.

3) Edge trim color (laminate only).

4) Upper surface finish/color.

5) Edge trim color (laminate only).

6) Understructure trim color. Grade B (add **\$60.06** list).

7) Wood leg finish.

M7-W43 Ink on Ash - no upcharge

M5-W35 Clear on White Oak (add **\$316.20** list)

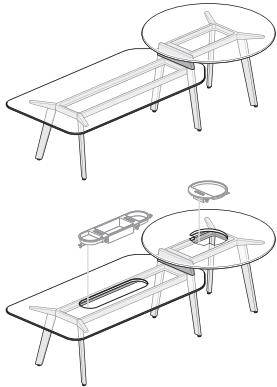
M6-W35 Clear on Walnut (add **\$955.72** list)

8) Stack spacer color.

Overall Width	Number	1	Upper Top HPL		Trim		Wood		Solid Surface
			A	B	A	B	A	B	
<b>Laminate Grade A Lower Top</b>									
156"(3962mm)	THRR-60F6-MFS	DGAW	N/A	N/A	\$ 19260.21	\$ 19291.74	N/A	N/A	N/A
	THRR-60F6-LFS	DGAW	\$ 16593.97	\$ 16941.81	N/A	N/A	N/A	N/A	N/A
	THRR-60F6-JFS	DGAW	N/A	N/A	N/A	N/A	N/A	N/A	\$35226.93
	THRR-60F6-QFS	DGAW	N/A	N/A	N/A	N/A	\$19206.45	\$20227.89	N/A
<b>Laminate Grade B Lower Top</b>									
156"(3962mm)	THRR-60F6-MFS	DGAW	N/A	N/A	\$ 19611.97	\$ 19643.50	N/A	N/A	N/A
	THRR-60F6-LFS	DGAW	\$ 16945.73	\$ 17293.57	N/A	N/A	N/A	N/A	N/A
	THRR-60F6-JFS	DGAW	N/A	N/A	N/A	N/A	N/A	N/A	\$35578.69
	THRR-60F6-QFS	DGAW	N/A	N/A	N/A	N/A	\$19558.21	\$20579.65	N/A
<b>Solid Surface Lower Top</b>									
156"(3962mm)	THRR-60F6-FUS	DGAW	N/A	N/A	\$ 38184.31	\$ 38215.84	N/A	N/A	N/A
	THRR-60F6-KFS	DGAW	\$ 35518.07	\$35865.91	N/A	N/A	N/A	N/A	N/A
	THRR-60F6-SSS	DGAW	N/A	N/A	N/A	N/A	N/A	N/A	\$ 54151.03
	THRR-60F6-EUS	DGAW	N/A	N/A	N/A	N/A	\$38130.55	\$ 39151.99	N/A
<b>Wood Group A Lower Top</b>									
156"(3962mm)	THRR-60F6-GUS	DGAW	N/A	N/A	\$ 21913.51	\$ 21945.04	N/A	N/A	N/A
	THRR-60F6-RFS	DGAW	\$ 19247.27	\$ 19595.11	N/A	N/A	N/A	N/A	N/A
	THRR-60F6-DUS	DGAW	N/A	N/A	N/A	N/A	N/A	N/A	\$37880.23
	THRR-60F6-WUS	DGAW	N/A	N/A	N/A	N/A	\$21859.75	\$ 22881.19	N/A
<b>Wood Group B Lower Top</b>									
156"(3962mm)	THRR-60F6-GUS	DGAW	N/A	N/A	\$22950.91	\$22982.44	N/A	N/A	N/A
	THRR-60F6-RFS	DGAW	\$20284.67	\$20632.51	N/A	N/A	N/A	N/A	N/A
	THRR-60F6-DUS	DGAW	N/A	N/A	N/A	N/A	N/A	N/A	\$ 38917.63
	THRR-60F6-WUS	DGAW	N/A	N/A	N/A	N/A	\$22897.15	\$ 23918.59	N/A

# Immerse — Shift Table

## Rectangle/Round – Wood Legs



THRD  
Class CL

### Features

- Includes rectangle lower top and round upper top, 7”(178mm)H stack spacer, painted understructure, six solid wood legs, adjustable glides and hardware.
- Tops: Rectangle lower top available painted, high-pressure laminate (HPL), solid surface and wood veneer with knife edge. Round upper top available in laminate, solid surface or wood veneer with knife edge. Round upper top not available painted.
  - Painted 1.125”(29mm) thick
  - HPL and wood veneer 1.18”(30mm) thick
  - Solid surface 1”(25mm) thick
- Solid surface is standard in Cameo White.
- Stack spacer is painted MDF.
- Glides have 0.5”(13mm) height adjustment and are standard in black.
- Depth and width shown in nominal dimensions.
- Ships unassembled.

### Specification Tips

- Separately specified power available. Use Oblong Planter (EHPO-\_\_\_\_) for the rectangle top and Round Planter (EHPR-\_\_\_\_) for the round top.
- When cutout option (-L) is selected, the cutout is on the lower top, option (-P) the cutout is on the lower and upper top and option (-U) the cutout is on the upper top only.
- Overlap of top and bottom surfaces is 15.75”(400mm).
- Seating capacity of 8 based upon 27”(686mm) per chair.
- Tops share one understructure and are not designed to be separated.

### Lower Top Dimensions

Height	Depth	Width
29”(737mm)	48”(1219mm)	96”(2438mm)

### Upper Top Dimensions

Height	Diameter
36”(914mm)	60”(1524mm)

### To Order, Specify:

1) Product number, including:

#### 1 Cutout Option:

- N** No Cutout
- L** Cutout - Lower Top (add **\$184.71** list)
- P** Cutout - Lower and Upper Top (add **\$369.41** list)
- U** Cutout - Upper Top (add **\$184.71** list)

2) Lower surface finish/color.

3) Edge trim color (laminated only).

4) Upper surface finish/color.

5) Edge trim color (laminated only).

6) Understructure trim color.  
Grade B (add **\$60.06** list).

7) Wood leg finish.

M7-W43 Ink on Ash -  
no upcharge

M5-W35 Clear on White Oak  
(add **\$316.20** list)

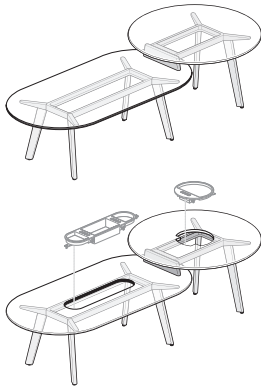
M6-W35 Clear on Walnut  
(add **\$955.72** list)

8) Stack spacer color.

Overall Width	Number	①	Upper Top HPL		Wood		Solid Surface
			A	B	A	B	
<b>Paint Grade A Lower Top</b>							
138”(3505mm)	THRD-48D8-TFS	DGAW	\$ 18499.71	\$ 18792.67	N/A	N/A	N/A
	THRD-48D8-HUS	DGAW	N/A	N/A	N/A	N/A	\$33056.71
	THRD-48D8-IUS	DGAW	N/A	N/A	\$20540.71	\$ 21338.71	N/A
<b>Paint Grade B Lower Top</b>							
138”(3505mm)	THRD-48D8-TFS	DGAW	\$ 18531.24	\$ 18824.20	N/A	N/A	N/A
	THRD-48D8-HUS	DGAW	N/A	N/A	N/A	N/A	\$33088.24
	THRD-48D8-IUS	DGAW	N/A	N/A	\$20572.24	\$ 21370.24	N/A
<b>Laminate Grade A Lower Top</b>							
138”(3505mm)	THRD-48D8-LFS	DGAW	\$ 15833.47	\$ 16126.43	N/A	N/A	N/A
	THRD-48D8-JFS	DGAW	N/A	N/A	N/A	N/A	\$30390.47
	THRD-48D8-QFS	DGAW	N/A	N/A	\$ 17874.47	\$ 18672.47	N/A
<b>Laminate Grade B Lower Top</b>							
138”(3505mm)	THRD-48D8-LFS	DGAW	\$ 16181.31	\$ 16474.27	N/A	N/A	N/A
	THRD-48D8-JFS	DGAW	N/A	N/A	N/A	N/A	\$ 30738.31
	THRD-48D8-QFS	DGAW	N/A	N/A	\$ 18222.31	\$ 19020.31	N/A
<b>Solid Surface Lower Top</b>							
138”(3505mm)	THRD-48D8-KFS	DGAW	\$34466.43	\$34759.39	N/A	N/A	N/A
	THRD-48D8-SSS	DGAW	N/A	N/A	N/A	N/A	\$49023.43
	THRD-48D8-EUS	DGAW	N/A	N/A	\$ 36507.43	\$37305.43	N/A
<b>Wood Group A Lower Top</b>							
138”(3505mm)	THRD-48D8-RFS	DGAW	\$ 18445.95	\$ 18738.91	N/A	N/A	N/A
	THRD-48D8-DUS	DGAW	N/A	N/A	N/A	N/A	\$33002.95
	THRD-48D8-WUS	DGAW	N/A	N/A	\$20486.95	\$ 21284.95	N/A
<b>Wood Group B Lower Top</b>							
138”(3505mm)	THRD-48D8-RFS	DGAW	\$ 19467.39	\$ 19760.35	N/A	N/A	N/A
	THRD-48D8-DUS	DGAW	N/A	N/A	N/A	N/A	\$34024.39
	THRD-48D8-WUS	DGAW	N/A	N/A	\$ 21508.39	\$22306.39	N/A

# Immerse — Shift Table

## Racetrack/Round – Wood Legs



THTD  
Class CL

### Features

- Includes racetrack lower top and round upper top, 7" (178mm) H stack spacer, painted understructure, six solid wood legs, adjustable glides and hardware.
- Tops: Racetrack lower top available painted, high-pressure laminate (HPL), solid surface and wood veneer with knife edge. Round upper top available in laminate, solid surface or wood veneer with knife edge. Round upper top not available painted.
  - Painted 1.125" (29mm) thick
  - HPL and wood veneer 1.18" (30mm) thick
  - Solid surface 1" (25mm) thick
- Solid surface is standard in Cameo White.
- Stack spacer is painted MDF.
- Glides have 0.5" (13mm) height adjustment and are standard in black.
- Depth and width shown in nominal dimensions.
- Ships unassembled.

### Specification Tips

- Separately specified power available. Use Oblong Planter (EHPO-\_\_\_\_) for the racetrack top and Round Planter (EHPR-\_\_\_\_) for the round top.
- When cutout option (-L) is selected, the cutout is on the lower top, option (-P) the cutout is on the lower and upper top and option (-U) the cutout is on the upper top only.
- Overlap of top and bottom surfaces is 17.75" (451mm).
- Seating capacity of 8 based upon 27" (686mm) per chair.
- Tops share one understructure and are not designed to be separated.

### Lower Top Dimensions

Height	Depth	Width
29" (737mm)	48" (1219mm)	96" (2438mm)

### Upper Top Dimensions

Height	Diameter
36" (914mm)	60" (1524mm)

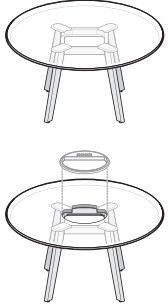
### To Order, Specify:

- Product number, including:
  - 1 Cutout Option:**
    - N** No Cutout
    - L** Cutout - Lower Top (add **\$184.71** list)
    - P** Cutout - Lower and Upper Top (add **\$369.41** list)
    - U** Cutout - Upper Top (add **\$184.71** list)
- Lower surface finish/color.
- Edge trim color (laminate only).
- Upper surface finish/color.
- Edge trim color (laminate only).
- Understructure trim color.
  - Grade B (add **\$60.06** list).
- Wood leg finish.
  - M7-W43 Ink on Ash - no upcharge
  - M5-W35 Clear on White Oak (add **\$316.20** list)
  - M6-W35 Clear on Walnut (add **\$955.72** list)
- Stack spacer color.

Overall Width	Number	①	Upper Top HPL		Wood		Solid Surface
			A	B	A	B	
<b>Paint Grade A Lower Top</b>							
138" (3505mm)	THTD-48D8-TFS	DGAW	\$ 18499.71	\$ 18792.67	N/A	N/A	N/A
	THTD-48D8-HUS	DGAW	N/A	N/A	N/A	N/A	\$33056.71
	THTD-48D8-IUS	DGAW	N/A	N/A	\$20540.71	\$ 21338.71	N/A
<b>Paint Grade B Lower Top</b>							
138" (3505mm)	THTD-48D8-TFS	DGAW	\$ 18531.24	\$ 18824.20	N/A	N/A	N/A
	THTD-48D8-HUS	DGAW	N/A	N/A	N/A	N/A	\$33088.24
	THTD-48D8-IUS	DGAW	N/A	N/A	\$20572.24	\$ 21370.24	N/A
<b>Laminate Grade A Lower Top</b>							
138" (3505mm)	THTD-48D8-LFS	DGAW	\$ 15833.47	\$ 16126.43	N/A	N/A	N/A
	THTD-48D8-JFS	DGAW	N/A	N/A	N/A	N/A	\$30390.47
	THTD-48D8-QFS	DGAW	N/A	N/A	\$ 17874.47	\$ 18672.47	N/A
<b>Laminate Grade B Lower Top</b>							
138" (3505mm)	THTD-48D8-LFS	DGAW	\$ 16181.31	\$ 16474.27	N/A	N/A	N/A
	THTD-48D8-JFS	DGAW	N/A	N/A	N/A	N/A	\$30738.31
	THTD-48D8-QFS	DGAW	N/A	N/A	\$ 18222.31	\$ 19020.31	N/A
<b>Solid Surface Lower Top</b>							
138" (3505mm)	THTD-48D8-KFS	DGAW	\$34466.43	\$34759.39	N/A	N/A	N/A
	THTD-48D8-SSS	DGAW	N/A	N/A	N/A	N/A	\$49023.43
	THTD-48D8-EUS	DGAW	N/A	N/A	\$36507.43	\$37305.43	N/A
<b>Wood Group A Lower Top</b>							
138" (3505mm)	THTD-48D8-RFS	DGAW	\$ 18445.95	\$ 18738.91	N/A	N/A	N/A
	THTD-48D8-DUS	DGAW	N/A	N/A	N/A	N/A	\$33002.95
	THTD-48D8-WUS	DGAW	N/A	N/A	\$20486.95	\$ 21284.95	N/A
<b>Wood Group B Lower Top</b>							
138" (3505mm)	THTD-48D8-RFS	DGAW	\$ 19467.39	\$ 19760.35	N/A	N/A	N/A
	THTD-48D8-DUS	DGAW	N/A	N/A	N/A	N/A	\$34024.39
	THTD-48D8-WUS	DGAW	N/A	N/A	\$ 21508.39	\$22306.39	N/A

# Immerse — Single Table

## Round – Painted Legs



THRN  
Class CL

### Features

- Includes top, four painted metal legs, painted understructure, adjustable glides and hardware.
- Tops: Painted, high-pressure laminate (HPL), solid surface or wood veneer with knife edge.
  - Painted 1.125”(29mm) thick
  - HPL and wood veneer 1.18”(30mm) thick
  - Solid surface 1”(25mm) thick
- Solid surface is standard in Cameo White.
- Glides have 0.5”(13mm) height adjustment and are standard in black.
- Table height options: 29”(737mm), 36”(914mm) and 39”(991mm).
- Diameter shown in nominal dimensions.
- Ships unassembled.

### Specification Tips

- Separately specified power available on the 60”(1524mm) diameter table only. Use Round Planter (EHPR-\_\_\_\_).
- 60”(1524mm) diameter table not available painted.

### To Order, Specify:

1) Product number, including:

**1 Surface Option:**

- L** Laminate
- P** Painted
- S** Solid Surface
- W** Wood

**2 Edge Option:**

- F** Knife (Laminated)
- U** Knife (Painted or Wood Surface)

- S** Solid Surface (for use with Solid Surface only)

**3 Cutout Option:**

- N** No Cutout
- P** Cutout (add **\$184.71** list)

2) Top surface finish/color.

3) Edge trim color (laminated only).

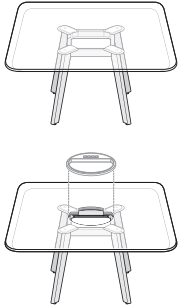
4) Understructure trim color.  
Grade B (add **\$60.06** list).

5) Trim color. Grade B (add **\$60.06** list).

Height	Diameter	Number	① ② ③	HPL		Trim		Wood		Solid Surface
				A	B	A	B	A	B	S
				F	F	U	U	U	U	
29”(737mm)	48”(1219mm)	THRN-4848-	SNAG4P	\$ 3916.63	\$4139.03	\$5249.75	\$5281.28	\$5222.87	\$5733.59	\$13233.11
	60”(1524mm)	THRN-6060-	S AG4P	4829.23	5122.19	N/A	N/A	6870.23	7668.23	19386.23
36”(914mm)	48”(1219mm)	THRN-4848-	SNAG6P	\$4095.41	\$ 4317.81	\$5428.53	\$5460.06	\$ 5401.65	\$ 5912.37	\$ 13411.89
	60”(1524mm)	THRN-6060-	S AG6P	5008.01	5300.97	N/A	N/A	7049.01	7847.01	19565.01
39”(991mm)	48”(1219mm)	THRN-4848-	SNAG7P	\$ 4172.03	\$4394.43	\$5505.15	\$5536.68	\$5478.27	\$5988.99	\$13488.51
	60”(1524mm)	THRN-6060-	S AG7P	5084.63	5377.59	N/A	N/A	7125.63	7923.63	19641.63

# Immerse — Single Table

## Square – Painted Legs



THRQ  
Class CL

### Features

- Includes top, four painted metal legs, painted understructure, adjustable glides and hardware.
- Tops: Painted, high-pressure laminate (HPL), solid surface or wood veneer top with knife edge.
  - Painted 1.125”(29mm) thick
  - HPL and wood veneer 1.18”(30mm) thick
  - Solid surface 1”(25mm) thick
- Solid surface is standard in Cameo White.
- Glides have 0.5”(13mm) height adjustment and are standard in black.
- Table height options: 29”(737mm), 36”(914mm) and 39”(991mm).
- Depth and width shown in nominal dimensions.
- Ships unassembled.

### Specification Tips

- Separately specified power available on the 60”(1524mm) depth table only. Use Round Planter (EHPR-\_\_\_\_).
- 60”(1524mm) depth table not available painted.

### To Order, Specify:

1) Product number, including:

#### 1 Surface Option:

- L** Laminate
- P** Painted
- S** Solid Surface
- W** Wood

#### 2 Edge Option:

- F** Knife (Laminate)
- U** Knife (Painted or Wood Surface)

- S** Solid Surface (for use with Solid Surface only)

#### 3 Cutout Option:

- N** No Cutout
- P** Cutout (add **\$184.71** list)

2) Top surface finish/color.

3) Edge trim color (laminate only).

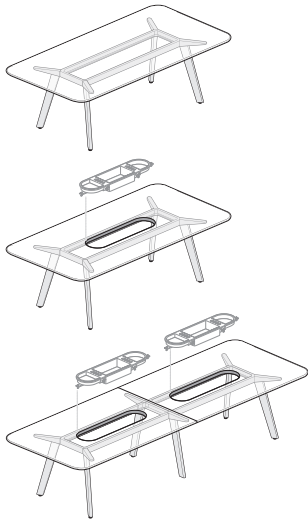
4) Understructure trim color. Grade B (add **\$60.06** list).

5) Trim color. Grade B (add **\$60.06** list).

Height	Depth	Width	Number	HPL		Trim		Wood		Solid Surface			
				A	B	A	B	A	B	S			
				1	2	U	U	U	U				
29”(737mm)	48”(1219mm)	48”(1219mm)	THRQ-4848-	■	■	SNAG4P	\$3916.63	\$4139.03	\$5249.75	\$5281.28	\$5222.87	\$5733.59	\$13233.11
	60”(1524mm)	60”(1524mm)	THRQ-6060-	■	■	S AG4P	4829.23	5122.19	N/A	N/A	6870.23	7668.23	19386.23
36”(914mm)	48”(1219mm)	48”(1219mm)	THRQ-4848-	■	■	SNAG6P	\$4095.41	\$ 4317.81	\$5428.53	\$5460.06	\$ 5401.65	\$ 5912.37	\$ 13411.89
	60”(1524mm)	60”(1524mm)	THRQ-6060-	■	■	S AG6P	5008.01	5300.97	N/A	N/A	7049.01	7847.01	19565.01
39”(991mm)	48”(1219mm)	48”(1219mm)	THRQ-4848-	■	■	SNAG7P	\$ 4172.03	\$4394.43	\$5505.15	\$5536.68	\$5478.27	\$5988.99	\$13488.51
	60”(1524mm)	60”(1524mm)	THRQ-6060-	■	■	S AG7P	5084.63	5377.59	N/A	N/A	7125.63	7923.63	19641.63

# Immerse — Single Table

## Rectangle – Painted Legs



THRA  
Class CL

### Features

- Includes top, four painted metal legs, painted understructure, adjustable glides and hardware.
- Tops: Painted, high-pressure laminate (HPL), solid surface or wood veneer top with knife edge.
  - Painted 1.125”(29mm) thick
  - HPL and wood veneer 1.18”(30mm) thick
  - Solid surface 1”(25mm) thick
- Solid surface is standard in Cameo White.
- Glides have 0.5”(13mm) height adjustment and are standard in black.
- Table height options: 29”(737mm), 36”(914mm) and 39”(991mm).
- Tops greater than 120”(3048mm) are two piece.
- One piece tops have four legs, two piece tops have 6 legs.
- Depth and width shown in nominal dimensions.
- Ships unassembled.

### Specification Tips

- Separately specified power available. Use Oblong Planter (EHPO-\_\_\_\_).
- Two piece tops specified with cutout will have two cutouts and require two Oblong Planters.
- 120”(3048mm) and 144”(3658mm) width tables not available painted.

### To Order, Specify:

1) Product number, including:

#### 1 Surface Option:

- L** Laminate
- P** Painted
- S** Solid Surface
- W** Wood

#### 2 Edge Option:

- F** Knife (Laminate)
- U** Knife (Painted or Wood Surface)
- S** Solid Surface (for use with Solid Surface only)

#### 3 Cutout Option:

- N** No Cutout
- P** Cutout, (add **\$184.71** list) for one-piece (add **\$369.41** list) for two-piece

2) Top surface finish/color.

3) Edge trim color (laminate only).

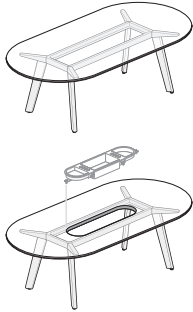
4) Understructure trim color. Grade B (add **\$60.06** list).

5) Trim color. Grade B (add **\$60.06** list).

Height	Depth	Width	Number	① ② ③			HPL		Trim		Wood		Solid Surface
				①	②	③	A	B	A	B	A	B	S
29”(737mm)	48”(1219mm)	96”(2438mm)	THRA-4896-	■	S	AG4P	\$5539.03	\$5886.87	\$8205.27	\$8236.80	\$8151.51	\$9172.95	\$24171.99
	48”(1219mm)	144”(3658mm)	THRA-48E4-	■	S	AG4P	7161.43	7634.71	N/A	N/A	11080.15	12612.31	35110.87
	60”(1524mm)	120”(3048mm)	THRA-60CO-	■	S	AG4P	7364.23	7853.19	N/A	N/A	11446.23	13042.23	36478.23
36”(914mm)	48”(1219mm)	96”(2438mm)	THRA-4896-	■	S	AG6P	\$ 5717.81	\$6065.65	\$8384.05	\$ 8415.58	\$ 8330.29	\$ 9351.73	\$24350.77
	60”(1524mm)	120”(3048mm)	THRA-60CO-	■	S	AG6P	7543.01	8031.97	N/A	N/A	11625.01	13221.01	36657.01
	39”(991mm)	48”(1219mm)	THRA-4896-	■	S	AG7P	\$5794.43	\$ 6142.27	\$8460.67	\$8492.20	\$8406.91	\$ 9428.35	\$24427.39
39”(991mm)	60”(1524mm)	120”(3048mm)	THRA-60CO-	■	S	AG7P	7619.63	8108.59	N/A	N/A	11701.63	13297.63	36733.63

# Immerse — Single Table

## Racetrack – Painted Legs



THRT  
Class CL

### Features

- Includes top, four painted metal legs, painted understructure, adjustable glides and hardware.
- Tops: Painted, high-pressure laminate (HPL), solid surface or wood veneer top with knife edge.
  - Painted 1.125”(29mm) thick
  - HPL and wood veneer 1.18”(30mm) thick
  - Solid surface 1”(25mm) thick
- Solid surface is standard in Cameo White.
- Glides have 0.5”(13mm) height adjustment and are standard in black.
- Table height options: 29”(737mm), 36”(914mm) and 39”(991mm).
- Depth and width shown in nominal dimensions.
- Ships unassembled.

### Specification Tip

- Separately specified power available. Use Oblong Planter (EHPO-\_\_\_\_).

### To Order, Specify:

1) Product number, including:

#### 1 Surface Option:

- L** Laminate
- P** Painted
- S** Solid Surface
- W** Wood

#### 2 Edge Option:

- F** Knife (Laminate)
- U** Knife (Painted or Wood Surface)

- S** Solid Surface (for use with Solid Surface only)

#### 3 Cutout Option:

- N** No Cutout
- P** Cutout (add **\$184.71** list)

2) Top surface finish/color.

3) Edge trim color (laminate only).

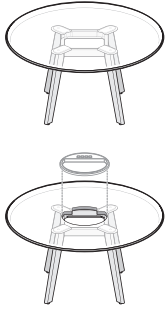
4) Understructure trim color.  
Grade B (add **\$60.06** list).

5) Trim color. Grade B (add **\$60.06** list).

Height	Depth	Width	Number	①	②	③	HPL		Trim		Wood		Solid Surface
							A	B	A	B	A	B	S
29”(737mm)	48”(1219mm)	96”(2438mm)	THRT-4896-	■	S	AG4P	\$5539.03	\$5886.87	\$8205.27	\$8236.80	\$8151.51	\$9172.95	\$24171.99
36”(914mm)	48”(1219mm)	96”(2438mm)	THRT-4896-	■	S	AG6P	\$ 5717.81	\$6065.65	\$8384.05	\$ 8415.58	\$8330.29	\$ 9351.73	\$24350.77
39”(991mm)	48”(1219mm)	96”(2438mm)	THRT-4896-	■	S	AG7P	\$5794.43	\$ 6142.27	\$8460.67	\$8492.20	\$8406.91	\$9428.35	\$ 24427.39

# Immerse — Single Table

## Round – Wood Legs



THRN  
Class CL

### Features

- Includes top, four solid wood legs, painted understructure, adjustable glides and hardware.
- Tops: Painted, high-pressure laminate (HPL), solid surface or wood veneer with knife edge.
  - Painted 1.125”(29mm) thick
  - HPL and wood veneer 1.18”(30mm) thick
  - Solid surface 1”(25mm) thick
- Solid surface is standard in Cameo White.
- Glides have 0.5”(13mm) height adjustment and are standard in black.
- Table height options: 29”(737mm), 36”(914mm) and 39”(991mm).
- Diameter shown in nominal dimensions.
- Ships unassembled.

### Specification Tips

- Separately specified power available on the 60”(1524mm) diameter table only. Use Round Planter (EHPR-\_\_\_\_).
- 60”(1524mm) diameter table not available painted.

### To Order, Specify:

1) Product number, including:

#### 1 Surface Option:

- L** Laminate
- P** Painted
- S** Solid Surface
- W** Wood

#### 2 Edge Option:

- F** Knife (Laminate)
- U** Knife (Painted or Wood Surface)

- S** Solid Surface (for use with Solid Surface only)

#### 3 Cutout Option:

- N** No Cutout
- P** Cutout (add **\$184.71** list)

2) Top surface finish/color.

3) Edge trim color (laminate only).

4) Understructure trim color.  
Grade B (add **\$60.06** list).

5) Wood leg finish.

M7-W43 Ink on Ash -  
no upcharge

M5-W35 Clear on White Oak  
(add **\$204.21** list)

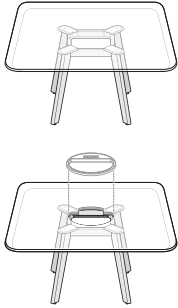
M6-W35 Clear on Walnut  
(add **\$617.21** list)

Height	Diameter	Number	① ② ③	HPL		Trim		Wood		Solid Surface
				A F	B F	A U	B U	A U	B U	S
29”(737mm)	48”(1219mm)	THRN-4848-	SNAG4W	\$7633.02	\$7855.42	\$8966.14	\$8997.67	\$8939.26	\$9449.98	\$16949.50
	60”(1524mm)	THRN-6060-	S AG4W	8545.62	8838.58	N/A	N/A	10586.62	11384.62	23102.62
36”(914mm)	48”(1219mm)	THRN-4848-	SNAG6W	\$ 7811.80	\$8034.20	\$9144.92	\$ 9176.45	\$ 9118.04	\$9628.76	\$ 17128.28
	60”(1524mm)	THRN-6060-	S AG6W	8724.40	9017.36	N/A	N/A	10765.40	11563.40	23281.40
39”(991mm)	48”(1219mm)	THRN-4848-	SNAG7W	\$7888.42	\$ 8110.82	\$9221.54	\$9253.07	\$ 9194.66	\$9705.38	\$ 17204.90
	60”(1524mm)	THRN-6060-	S AG7W	8801.02	9093.98	N/A	N/A	10842.02	11640.02	23358.02



# Immerse — Single Table

## Square – Wood Legs



THRQ  
Class CL

### Features

- Includes top, four solid wood legs, painted understructure, adjustable glides and hardware.
- Tops: Painted, high-pressure laminate (HPL), solid surface or wood veneer top with knife edge.
  - Painted 1.125”(29mm) thick
  - HPL and wood veneer 1.18”(30mm) thick
  - Solid surface 1”(25mm) thick
- Solid surface is standard in Cameo White.
- Glides have 0.5”(13mm) height adjustment and are standard in black.
- Table height options: 29”(737mm), 36”(914mm) and 39”(991mm).
- Depth and width shown in nominal dimensions.
- Ships unassembled.

### Specification Tips

- Separately specified power available on the 60”(1524mm) depth table only. Use Round Planter (EHPR-\_\_\_\_).
- 60”(1524mm) depth table not available painted.

### To Order, Specify:

1) Product number, including:

#### 1 Surface Option:

- L** Laminate
- P** Painted
- S** Solid Surface
- W** Wood

#### 2 Edge Option:

- F** Knife (Laminate)
- U** Knife (Painted or Wood Surface)

- S** Solid Surface (for use with Solid Surface only)

#### 3 Cutout Option:

- N** No Cutout
- P** Cutout (add **\$184.71** list)

2) Top surface finish/color.

3) Edge trim color (laminate only).

4) Understructure trim color.  
Grade B (add **\$60.06** list).

5) Wood leg finish.

M7-W43 Ink on Ash -  
no upcharge

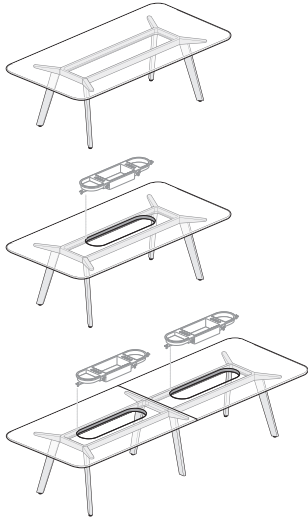
M5-W35 Clear on White Oak  
(add **\$204.21** list)

M6-W35 Clear on Walnut  
(add **\$617.21** list)

Height	Depth	Width	Number	①	②	③	HPL		Trim		Wood		Solid Surface
							A	B	A	B	A	B	S
							F	F	U	U	U	U	
29”(737mm)	48”(1219mm)	48”(1219mm)	THRQ-4848-			SNAG4W	\$7633.02	\$7855.42	\$8966.14	\$8997.67	\$8939.26	\$9449.98	\$16949.50
	60”(1524mm)	60”(1524mm)	THRQ-6060-		S	AG4W	8545.62	8838.58	N/A	N/A	10586.62	11384.62	23102.62
36”(914mm)	48”(1219mm)	48”(1219mm)	THRQ-4848-			SNAG6W	\$ 7811.80	\$8034.20	\$9144.92	\$ 9176.45	\$ 9118.04	\$9628.76	\$ 17128.28
	60”(1524mm)	60”(1524mm)	THRQ-6060-		S	AG6W	8724.40	9017.36	N/A	N/A	10765.40	11563.40	23281.40
39”(991mm)	48”(1219mm)	48”(1219mm)	THRQ-4848-			SNAG7W	\$7888.42	\$ 8110.82	\$9221.54	\$9253.07	\$ 9194.66	\$9705.38	\$ 17204.90
	60”(1524mm)	60”(1524mm)	THRQ-6060-		S	AG7W	8801.02	9093.98	N/A	N/A	10842.02	11640.02	23358.02

# Immerse — Single Table

## Rectangle – Wood Legs



THRA  
Class CL

### Features

- Includes top, four solid wood legs, painted understructure, adjustable glides and hardware.
- Tops: Painted, high-pressure laminate (HPL), solid surface or wood veneer top with knife edge.
  - Painted 1.125”(29mm) thick
  - HPL and wood veneer 1.18”(30mm) thick
  - Solid surface 1”(25mm) thick
- Solid surface is standard in Cameo White.
- Glides have 0.5”(13mm) height adjustment and are standard in black.
- Table height options: 29”(737mm), 36”(914mm) and 39”(991mm).
- Tops greater than 120”(3048mm) are two piece.
- One piece tops have four legs, two piece tops have 6 legs.
- Depth and width shown in nominal dimensions.
- Ships unassembled.

### Specification Tips

- Separately specified power available. Use Oblong Planter (EHPO-\_\_\_\_).
- Two piece tops specified with cutout will have two cutouts and require two Oblong Planters.
- 60”(1524mm) depth tables not available painted.

### To Order, Specify:

1) Product number, including:

#### 1 Surface Option:

- L** Laminate
- P** Painted
- S** Solid Surface
- W** Wood

#### 2 Edge Option:

- F** Knife (Laminate)
- U** Knife (Painted or Wood Surface)
- S** Solid Surface (for use with Solid Surface only)

#### 3 Cutout Option:

- N** No Cutout
- P** Cutout, (add **\$184.71** list) for one-piece (add **\$369.41** list) for two-piece

2) Top surface finish/color.

3) Edge trim color (laminate only).

4) Understructure trim color. Grade B (add **\$60.06** list).

5) Wood leg finish.

M7-W43 Ink on Ash - no upcharge

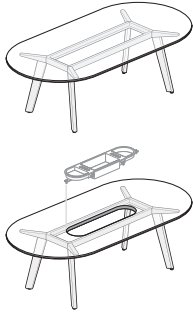
M5-W35 Clear on White Oak (add **\$204.21** list)

M6-W35 Clear on Walnut (add **\$617.21** list)

Height	Depth	Width	Number	①	②	③	HPL		Trim		Wood		Solid Surface	
							A	B	A	B	A	B	S	
							F	F	U	U	U	U		
29”(737mm)	48”(1219mm)	96”(2438mm)	THRA-4896-	■	■	S	AG4W	\$9255.42	\$9603.26	\$11921.66	\$11953.19	\$11867.90	\$12889.34	\$27888.38
	48”(1219mm)	144”(3658mm)	THRA-48E4-	■	■	S	AG4W	10877.82	11351.10	N/A	N/A	14796.54	16328.70	38827.26
	60”(1524mm)	120”(3048mm)	THRA-60C0-	■	■	S	AG4W	11080.62	11569.58	N/A	N/A	15162.62	16758.62	40194.62
	60”(1524mm)	144”(3658mm)	THRA-60E4-	■	■	S	AG4W	12094.62	12661.98	N/A	N/A	16993.02	18908.22	47031.42
36”(914mm)	48”(1219mm)	96”(2438mm)	THRA-4896-	■	■	S	AG6W	\$ 9434.20	\$ 9782.04	\$12100.44	\$ 12131.97	\$12046.68	\$13068.12	\$ 28067.16
	60”(1524mm)	120”(3048mm)	THRA-60C0-	■	■	S	AG6W	11259.40	11748.36	N/A	N/A	15341.40	16937.40	40373.40
39”(991mm)	48”(1219mm)	96”(2438mm)	THRA-4896-	■	■	S	AG7W	\$ 9510.82	\$ 9858.66	\$ 12177.06	\$12208.59	\$ 12123.30	\$ 13144.74	\$ 28143.78
	60”(1524mm)	120”(3048mm)	THRA-60C0-	■	■	S	AG7W	11336.02	11824.98	N/A	N/A	15418.02	17014.02	40450.02

# Immerse — Single Table

## Racetrack – Wood Legs



THRT  
Class CL

### Features

- Includes top, four solid wood legs, painted understructure, adjustable glides and hardware.
- Tops: Painted, high-pressure laminate (HPL), solid surface or wood veneer top with knife edge.
  - Painted 1.125”(29mm) thick
  - HPL and wood veneer 1.18”(30mm) thick
  - Solid surface 1”(25mm) thick
- Solid surface is standard in Cameo White.
- Glides have 0.5”(13mm) height adjustment and are standard in black.
- Table height options: 29”(737mm), 36”(914mm) and 39”(991mm).
- Depth and width shown in nominal dimensions.
- Ships unassembled.

### Specification Tip

- Separately specified power available. Use Oblong Planter (EHPO-\_\_\_\_).

### To Order, Specify:

1) Product number, including:

#### 1 Surface Option:

- L** Laminate
- P** Painted
- S** Solid Surface
- W** Wood

#### 2 Edge Option:

- F** Knife (Laminated)
- U** Knife (Painted or Wood Surface)

- S** Solid Surface (for use with Solid Surface only)

#### 3 Cutout Option:

- N** No Cutout
- P** Cutout (add **\$184.71** list)

2) Top surface finish/color.

3) Edge trim color (laminated only).

4) Understructure trim color.  
Grade B (add **\$60.06** list).

5) Wood leg finish.

M7-W43 Ink on Ash -  
no upcharge

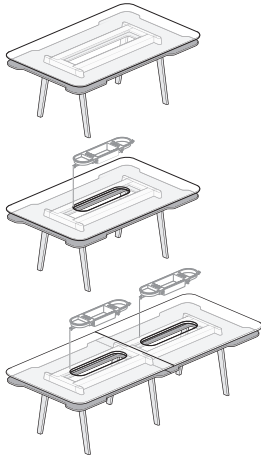
M5-W35 Clear on White Oak  
(add **\$204.21** list)

M6-W35 Clear on Walnut  
(add **\$617.21** list)

Height	Depth	Width	Number	①	②	③	HPL		Trim		Wood		Solid Surface
							A	B	A	B	A	B	S
							F	F	U	U	U	U	
29”(737mm)	48”(1219mm)	96”(2438mm)	THRT-4896-		S	AG4W	\$9255.42	\$9603.26	\$11921.66	\$11953.19	\$11867.90	\$12889.34	\$27888.38
36”(914mm)	48”(1219mm)	96”(2438mm)	THRT-4896-		S	AG6W	\$9434.20	\$9782.04	\$12100.44	\$12131.97	\$12046.68	\$13068.12	\$28067.16
39”(991mm)	48”(1219mm)	96”(2438mm)	THRT-4896-		S	AG7W	\$9510.82	\$9858.66	\$12177.06	\$12208.59	\$12123.30	\$13144.74	\$28143.78

# Immerse — Stack Table

## Rectangle – Painted Legs



THRA  
Class CL

### Features

- Includes top, 0.125”(3mm) thick sill (below surface), painted metal legs, painted understructure, adjustable glides and hardware.
- Top (upper surface), high-pressure laminate (HPL), solid surface or wood veneer with knife edge.
  - HPL and wood veneer 1.18”(30mm) thick
  - Solid surface 1”(25mm) thick
- Sill is solid surface with flat edge or laminate.
- Solid surface is standard in Cameo White.
- Glides have 0.5”(13mm) height adjustment and are standard in black.
- Tops greater than 120”(3048mm) are two piece.
- One piece tops have four legs, two piece tops have 6 legs.
- Depth and width shown in nominal dimensions.
- Ships unassembled.

### Specification Tips

- Separately specified power available. Use Oblong Planter (EHPO-\_\_\_\_).
- When cutout option (-P) is selected, single piece table has one cutout and two piece tables has two cutouts. Order the correct number of planters.
- Stack table not available painted.

### To Order, Specify:

1) Product number, including:

#### 1 Surface Option:

- L** Laminate
- S** Solid Surface
- W** Wood

#### 2 Edge Option:

- F** Knife (Laminate)
- U** Knife (Wood Surface)
- S** Solid Surface (for use with Solid Surface only)

#### 3 Cutout Option:

- N** No Cutout
- P** Cutout, (add **\$184.71** list) for one-piece (add **\$369.41** list) for two-piece

2) Top surface finish/color.

3) Edge trim color (laminate only).

4) Sill surface color.

5) Sill edge trim color (laminate only).

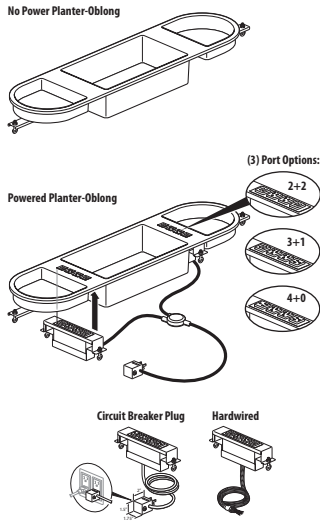
6) Understructure trim color. Grade B (add **\$60.06** list).

7) Trim color. Grade B (add **\$60.06** list).

Height	Depth	Width	Number	Options			HPL		Wood		Solid Surface
				1	2	3	A	B	A	B	S
							F	F	U	U	
39”(991mm)	60”(1524mm)	96”(2438mm)	THRA-6096-	<input type="checkbox"/>	<input type="checkbox"/>	CG7P	\$11373.11	\$11778.87	\$21467.51	\$22744.31	\$41493.11
		120”(3048mm)	THRA-60CO-	<input type="checkbox"/>	<input type="checkbox"/>	CG7P	15549.06	16032.02	28167.06	29763.06	53199.06
		144”(3658mm)	THRA-60E4-	<input type="checkbox"/>	<input type="checkbox"/>	CG7P	17745.86	18306.02	32887.46	34802.66	62925.86

# Immerse — Planter

## Oblong



EHPO  
Class CL



### Features

- Includes planter, brackets, and mounting hardware.
- Available in Black, Smooth Plaster, Gray Tone, and Terra Cotta.
- Available with or without power.
- When ordering with power option:
  - Includes 2 power modules with a total of 8 ports that can be configured with simplex outlets (NEMA-5-15R), or USB charging simplex outlets (with 2 USB outlets). No data or cable bay options are available.
  - Includes cable management clips.
- Corded option combines both power modules into a single NEMA-5-15P style circuit breaker plug.
- Power modules are UL listed.

### Specification Tips

- The no power option cannot be modified for power in the field.
- Specify the power and USB port options (1 configuration for both power modules).
- Power modules are color matched to the planter.
- Installs in a factory cut work surface.
- Planter, brackets, and power modules are field installed. Hand tighten mounting hardware to avoid deformation of the planter.
- For use with 120 volt, 60 hertz power source only.
- Application may require approval of local authority having jurisdiction (AHJ); ensure compliance before placing orders and installation.

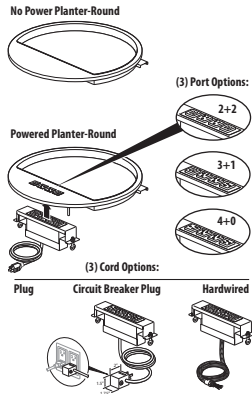
### To Order, Specify:

- 1) Product number.
- 2) Trim finish.

Width	Bezel Depth	Cord Length	Port	Configuration (per side)	Number	Price
<b>No Power</b>						
					EHPO-000M-00	\$ 1077.01
<b>Corded</b>						
		6'(1829mm)	8	4 Power Receptacles	EHPO-PF0M-40	\$ 2547.09
				3 Power Receptacles, 1 USB Charging	EHPO-PF0M-31	2637.20
				2 Power Receptacles, 2 USB Charging	EHPO-PF0M-22	2727.31
		12'(3658mm)	8	4 Power Receptacles	EHPO-PL0M-40	\$2620.67
				3 Power Receptacles, 1 USB Charging	EHPO-PL0M-31	2710.78
				2 Power Receptacles, 2 USB Charging	EHPO-PL0M-22	2800.89
		21'(6401mm)	8	4 Power Receptacles	EHPO-PW0M-40	\$2694.25
				3 Power Receptacles, 1 USB Charging	EHPO-PW0M-31	2784.36
				2 Power Receptacles, 2 USB Charging	EHPO-PW0M-22	2874.47
<b>Hardwire</b>						
		6'(1829mm)	8	4 Power Receptacles	EHPO-HF0M-40	\$ 2748.30
				3 Power Receptacles, 1 USB Charging	EHPO-HF0M-31	2838.41
				2 Power Receptacles, 2 USB Charging	EHPO-HF0M-22	2928.52
		12'(3658mm)	8	4 Power Receptacles	EHPO-HL0M-40	\$ 2821.88
				3 Power Receptacles, 1 USB Charging	EHPO-HL0M-31	2911.99
				2 Power Receptacles, 2 USB Charging	EHPO-HL0M-22	3002.10

# Immerse — Planter

## Round



EHPR  
Class CL



### Features

- Includes planter, brackets, and mounting hardware.
- Available in Black, Smooth Plaster, Gray Tone, and Terra Cotta.
- Available with and without power.
- When ordering with power option:
  - Includes a power module with a total of 4 ports that can be configured with simplex outlets (NEMA-5-15R), or USB charging simplex outlets (with 2 USB outlets). No data or cable bay options are available.
- Power module is UL listed.

### Specification Tips

- The no power option cannot be modified for power in the field.
- **Choosing 4 power ports and 0 USB requires the use of a NEMA-5-15P style circuit breaker plug.**
- Power modules are color matched to the planter.
- Installs in a factory cut work surface.
- Planter, brackets, and power modules are field installed. Hand tighten mounting hardware to avoid deformation of the planter.
- For use with 120 volt, 60 hertz power source only.
- Application may require approval of local authority having jurisdiction (AHJ); ensure compliance before placing orders and installation.

### To Order, Specify:

- 1) Product number.
- 2) Trim finish.

Width	Bezel Depth	Cord Length	Port	Configuration (per side)	Number	Price
<b>No Power</b>						
					EHPR-000M-00	\$ 803.39
<b>Corded</b>						
		6'(1829mm)	4	4 Power Receptacles	EHPR-PF0M-40	\$ 1722.39
				3 Power Receptacles, 1 USB Charging	EHPR-PF0M-31	1812.50
				2 Power Receptacles, 2 USB Charging	EHPR-PF0M-22	1902.61
		12'(3658mm)	4	4 Power Receptacles	EHPR-PL0M-40	\$ 1795.97
				3 Power Receptacles, 1 USB Charging	EHPR-PL0M-31	1886.08
				2 Power Receptacles, 2 USB Charging	EHPR-PL0M-22	1976.19
		21'(6401mm)	4	4 Power Receptacles	EHPR-PW0M-40	\$ 1869.55
				3 Power Receptacles, 1 USB Charging	EHPR-PW0M-31	1959.66
				2 Power Receptacles, 2 USB Charging	EHPR-PW0M-22	2049.77
<b>Hardwire</b>						
		6'(1829mm)	4	4 Power Receptacles	EHPR-HF0M-40	\$ 1923.60
				3 Power Receptacles, 1 USB Charging	EHPR-HF0M-31	2013.71
				2 Power Receptacles, 2 USB Charging	EHPR-HF0M-22	2103.82
		12'(3658mm)	4	4 Power Receptacles	EHPR-HL0M-40	\$ 1997.18
				3 Power Receptacles, 1 USB Charging	EHPR-HL0M-31	2087.29
				2 Power Receptacles, 2 USB Charging	EHPR-HL0M-22	2177.40

# Jive Table

## Catalog Logic

T C RA - 24 60 - L J S J B M 4 A

**Product Type:** \_\_\_\_\_  
(T) Table

**Product Line:** \_\_\_\_\_  
(C) Jive

**Shape:** \_\_\_\_\_  
(BN) Crescent (RA) Rectangle  
(CE) Extended Corner (RN) Round  
(CX) Transitional Extended Corner (RP) Pebble  
(HP) Half Pebble (RQ) Square  
(HT) Half Race Track (RT) Racetrack  
(HX) Half Hexagon (TP) Trapezoid

**Depth:** \_\_\_\_\_  
18 - 18"(457mm) 42 - 42"(1067mm)  
24 - 24"(610mm) 48 - 48"(1219mm)  
30 - 30"(762mm) 54 - 54"(1372mm)  
36 - 36"(914mm) 60 - 60"(1524mm)

**Width:** \_\_\_\_\_  
18 - 18"(457mm) 72 - 72"(1829mm)  
24 - 24"(610mm) 84 - 84"(2134mm)  
30 - 30"(762mm) 96 - 96"(2438mm)  
36 - 36"(914mm) A8 - 108"(2743mm)  
42 - 42"(1067mm) CO - 120"(3048mm)  
48 - 48"(1219mm) E4 - 144"(3658mm)  
54 - 54"(1372mm) JO - 180"(4572mm)  
60 - 60"(1524mm) M6 - 216"(5486mm)

**Surface Material:** \_\_\_\_\_  
(L) High-Pressure Laminate (HPL)  
(W) Wood

**Edge:** \_\_\_\_\_  
(F) Laminate Knife (U) Wood Knife  
(J) Laminate Edgeband (K) Wood Edgeband

**Core Type:** \_\_\_\_\_  
(S) Standard

**Cutout:** \_\_\_\_\_  
(N) No Cutout (Q) Center, Double-Sided/12 outlets  
(A) Center, Single-Sided/2 outlets (V) Left/Right, Single-Sided/4 outlets  
(F) Center, Single-Sided/4 outlets (K) Left/Right, Single-Sided/6 outlets  
(J) Center, Single-Sided/6 outlets (R) 3"(76mm) Round  
(M) Center, Double-Sided/8 outlets

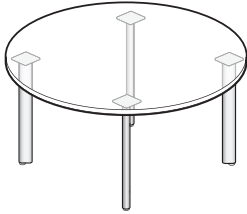
**Base Type:** \_\_\_\_\_  
(B) C-Leg Round (G) Bridge  
(C) C-Leg Extruded (R) Swivel  
(D) Disc (T) T-Leg Extruded  
(E) Post Extruded (V) Post Round  
(F) T-Leg Round (X) X Base

**Base Foot and Wire Management:** \_\_\_\_\_  
Base - Non Flip Top Base - Flip Top - Diagonal Nesting Base - Flip Top - In-Line Nesting  
No Power No Power No Power  
(C) Casters (G) Glides (H) Casters (F) Glides (O) Casters (P) Glides  
Power Ready Power Ready Power Ready  
(J) Casters (K) Glides (L) Casters (M) Glides (Q) Casters (R) Glides

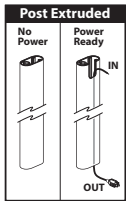
**Height:** \_\_\_\_\_  
1 - 16"(406mm) 4 - 29"(737mm) 7 - 42"(1067mm)  
2 - 20"(508mm) 6 - 36"(914mm)

**Base Foot Finish Option:** \_\_\_\_\_  
(A) Painted (B) Polished

# Jive Table — Post Extruded Base Round



TORN  
Class JV



## Features

- Includes 1.18" (30mm) thick top, leg bases, adjustable glides or casters, and hardware.
- Standard table heights are 16" (406mm), 20" (508mm) and 29" (737mm).
- High-Pressure Laminate (HPL) top with knife edge or 3mm edgeband edges or wood veneer top with 3mm wood edgeband or knife edge.
- Bases are painted steel.
- 16" (406mm) and 20" (508mm) heights are available with glides only.
- 29" (737mm) height available with glides or casters.
- Casters:
  - Two locking and two non-locking casters.
  - Standard in black.
- Glides:
  - 0.625" (16mm) (16mm) adjustment.
  - Standard in black.
- Casters and glides are not interchangeable.
- Depth and width shown in nominal dimensions.
- Ships unassembled.

## Specification Tips

- **Specifying a cutout does not automatically include a Power Ready base.**
- Factory installed cutout is available for:
  - Specify the (F) option for a Center, Single-Sided/4 outlet Flip Top Unit
  - Specify the (J) option for a Center, Single-Sided/6 outlet Flip Top Unit
  - Specify the (M) option for a Center, Double-Sided/8 outlet Flip Top Unit
  - Specify the (Q) option for a Center, Double-Sided/12 outlet Flip Top Unit
- Power Ready Base:
  - Allows for cord management through one of the Post Extruded legs.
- **Powered leg location determined during installation.**
  - Casters and Glides:
    - Specify the (J) option for Casters on the Power Ready base (only available on 29" (737mm)H tables)
    - Specify the (K) option for Glides on the Power Ready base (available on 16" (406mm), 20" (508mm) and 29" (737mm)H tables)
  - Flip Top Unit circuit breaker plug will not fit in the Power Ready Base opening.**
- **Power cord length determines the distance to building power source.**
- Separately specified:
  - Horizontal and Vertical Wire Management
  - Power and Data Components
  - Accessories
- Refer to Specification Guide:
  - Accessory placement and compatibility.
  - Seating capacities and leg locations.
  - Information on electrical components compatible with factory cut opening.
  - Power Ready base cable capacity.
- Application may require approval of local authority having jurisdiction (AHJ); ensure compliance before placing orders and installation.

## To Order, Specify:

1) Product number, including:

### 1 Surface Option:

- L** Laminate
- W** Wood

### 2 Edge Option:

- Laminate:
- J** Edgeband
  - F** Knife

- Wood:
- K** Edgeband
  - U** Knife

### 3 Cutout:

- N** No Cutout
- F** Center, Single-Sided/4 outlets (add **\$48.13** list)
- J** Center, Single-Sided/6 outlets (add **\$48.13** list)
- M** Center, Double-Sided/8 outlets (add **\$48.13** list)
- Q** Center, Double-Sided/12 outlets (add **\$48.13** list)

### 4 Base and Wire Management Option:

Base - No Power:

- C** Casters (add **\$23.44** list) (29" (737mm) Height Only)
- G** Glides

Base - Power Ready:

- J** Casters (add **\$23.44** list) (29" (737mm) Height Only)
- K** Glides

2) Laminate surface color or wood finish color.

3) Edgeband trim color (laminated only).

4) Base trim color.

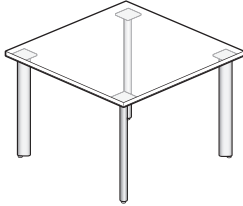
**Note:** **\$66.18** upcharge list for Metallic trim colors.



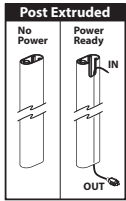
# Jive Table — Post Extruded Base Round

Height	Depth	Width	Number	① ② ③ ④	HPL				Wood			
					A	F	B	F	A	U	B	U
					J	F	J	F	K	U	K	U
<b>Base — No Power — No Cutout</b>												
16"(406mm)	24"(610mm)	24"(610mm)	TCRN-2424-	S E 1	\$ 699.54	\$ 922.01	\$ 792.47	\$ 1014.94	\$ 1126.86	\$ 1250.62	\$ 1209.83	\$ 1340.26
	30"(762mm)	30"(762mm)	TCRN-3030-	S E 1	773.58	1036.85	872.09	1135.36	1361.79	1575.64	1487.66	1722.38
	36"(914mm)	36"(914mm)	TCRN-3636-	S E 1	862.58	1166.65	967.91	1271.98	1644.34	1977.29	1821.63	2194.56
	42"(1067mm)	42"(1067mm)	TCRN-4242-	S E 1	966.54	1311.41	1079.93	1424.80	1974.51	2456.64	2211.74	2758.04
	48"(1219mm)	48"(1219mm)	TCRN-4848-	S E 1	1085.46	1471.13	1208.15	1593.82	2352.30	3012.41	2657.99	3411.36
20"(508mm)	24"(610mm)	24"(610mm)	TCRN-2424-	S E 2	\$ 707.03	\$ 929.50	\$ 799.96	\$ 1022.43	\$ 1134.35	\$ 1258.11	\$ 1217.32	\$ 1347.75
	30"(762mm)	30"(762mm)	TCRN-3030-	S E 2	781.07	1044.34	879.58	1142.85	1369.28	1583.13	1495.15	1729.87
	36"(914mm)	36"(914mm)	TCRN-3636-	S E 2	870.07	1174.14	975.40	1279.47	1651.83	1984.78	1829.12	2202.05
	42"(1067mm)	42"(1067mm)	TCRN-4242-	S E 2	974.03	1318.90	1087.42	1432.29	1982.00	2464.13	2219.23	2765.53
	48"(1219mm)	48"(1219mm)	TCRN-4848-	S E 2	1092.95	1478.62	1215.64	1601.31	2359.79	3019.90	2665.48	3418.85
29"(737mm)	30"(762mm)	30"(762mm)	TCRN-3030-	S E 4	\$ 803.53	\$ 1066.80	\$ 902.04	\$ 1165.31	\$ 1391.74	\$ 1605.59	\$ 1517.61	\$ 1752.33
	36"(914mm)	36"(914mm)	TCRN-3636-	S E 4	892.53	1196.60	997.86	1301.93	1674.29	2007.24	1851.58	2224.51
	42"(1067mm)	42"(1067mm)	TCRN-4242-	S E 4	996.49	1341.36	1109.88	1454.75	2004.46	2486.59	2241.69	2787.99
	48"(1219mm)	48"(1219mm)	TCRN-4848-	S E 4	1115.41	1501.08	1238.10	1623.77	2382.25	3042.36	2687.94	3441.31
	54"(1372mm)	54"(1372mm)	TCRN-5454-	S E 4	1249.29	1675.76	1382.52	1808.99	2807.66	3675.15	3190.33	4185.15
	60"(1524mm)	60"(1524mm)	TCRN-6060-	S E 4	1398.13	1865.40	1543.14	2010.41	3280.69	4385.93	3748.86	5020.62
<b>Base — Power Ready — No Cutout</b>												
16"(406mm)	24"(610mm)	24"(610mm)	TCRN-2424-	S E 1	\$ 728.03	\$ 950.50	\$ 820.96	\$ 1043.43	\$ 1155.35	\$ 1279.11	\$ 1238.32	\$ 1368.75
	30"(762mm)	30"(762mm)	TCRN-3030-	S E 1	802.07	1065.34	900.58	1163.85	1390.28	1604.13	1516.15	1750.87
	36"(914mm)	36"(914mm)	TCRN-3636-	S E 1	891.07	1195.14	996.40	1300.47	1672.83	2005.78	1850.12	2223.05
	42"(1067mm)	42"(1067mm)	TCRN-4242-	S E 1	995.03	1339.90	1108.42	1453.29	2003.00	2485.13	2240.23	2786.53
	48"(1219mm)	48"(1219mm)	TCRN-4848-	S E 1	1113.95	1499.62	1236.64	1622.31	2380.79	3040.90	2686.48	3439.85
20"(508mm)	24"(610mm)	24"(610mm)	TCRN-2424-	S E 2	\$ 735.52	\$ 957.99	\$ 828.45	\$ 1050.92	\$ 1162.84	\$ 1286.60	\$ 1245.81	\$ 1376.24
	30"(762mm)	30"(762mm)	TCRN-3030-	S E 2	809.56	1072.83	908.07	1171.34	1397.77	1611.62	1523.64	1758.36
	36"(914mm)	36"(914mm)	TCRN-3636-	S E 2	898.56	1202.63	1003.89	1307.96	1680.32	2013.27	1857.61	2230.54
	42"(1067mm)	42"(1067mm)	TCRN-4242-	S E 2	1002.52	1347.39	1115.91	1460.78	2010.49	2492.62	2247.72	2794.02
	48"(1219mm)	48"(1219mm)	TCRN-4848-	S E 2	1121.44	1507.11	1244.13	1629.80	2388.28	3048.39	2693.97	3447.34
29"(737mm)	30"(762mm)	30"(762mm)	TCRN-3030-	S E 4	\$ 832.02	\$ 1095.29	\$ 930.53	\$ 1193.80	\$ 1420.23	\$ 1634.08	\$ 1546.10	\$ 1780.82
	36"(914mm)	36"(914mm)	TCRN-3636-	S E 4	921.02	1225.09	1026.35	1330.42	1702.78	2035.73	1880.07	2253.00
	42"(1067mm)	42"(1067mm)	TCRN-4242-	S E 4	1024.98	1369.85	1138.37	1483.24	2032.95	2515.08	2270.18	2816.48
	48"(1219mm)	48"(1219mm)	TCRN-4848-	S E 4	1143.90	1529.57	1266.59	1652.26	2410.74	3070.85	2716.43	3469.80
	54"(1372mm)	54"(1372mm)	TCRN-5454-	S E 4	1277.78	1704.25	1411.01	1837.48	2836.15	3703.64	3218.82	4213.64
	60"(1524mm)	60"(1524mm)	TCRN-6060-	S E 4	1426.62	1893.89	1571.63	2038.90	3309.18	4414.42	3777.35	5049.11

# Jive Table — Post Extruded Base Square



TORQ  
Class JV



### Features

- Includes 1.18" (30mm) thick top, leg bases, adjustable glides or casters, and hardware.
- Standard table heights are 16" (406mm), 20" (508mm) and 29" (737mm).
- High-Pressure Laminate (HPL) top with knife edge or 3mm edgeband edges or wood veneer top with 3mm wood edgeband or knife edge.
- Bases are painted steel.
- 16" (406mm) and 20" (508mm) heights are available with glides only.
- 29" (737mm) height available with glides or casters.
- Casters:
  - Two locking and two non-locking casters.
  - Standard in black.
- Glides:
  - 0.625" (16mm) adjustment.
  - Standard in black.
- Casters and glides are not interchangeable.
- Depth and width shown in nominal dimensions.
- Ships unassembled.

### Specification Tips

- Edge choice allows a flat seam between tables.
- **Specifying a cutout does not automatically include a Power Ready base.**
- Factory installed cutout is available for:
  - Specify the (F) option for a Center, Single-Sided/4 outlet Flip Top Unit
  - Specify the (J) option for a Center, Single-Sided/6 outlet Flip Top Unit
  - Specify the (M) option for a Center, Double-Sided/8 outlet Flip Top Unit
  - Specify the (Q) option for a Center, Double-Sided/12 outlet Flip Top Unit
- Power Ready Base:
  - Allows for cord management through one of the Post Extruded legs.
- Powered leg location determined during installation.
  - Casters and Glides:
    - Specify the (J) option for Casters on the Power Ready base (only available on 29" (737mm)H tables)
    - Specify the (K) option for Glides on the Power Ready base (available on 16" (406mm), 20" (508mm) and 29" (737mm)H tables)
- **Flip Top Unit circuit breaker plug will not fit in the Power Ready Base opening.**
- **Power cord length determines the distance to building power source.**
- Separately specified:
  - Ganging Mechanism - Recommended for use with power between tables.
  - Horizontal and Vertical Wire Management
  - Power and Data Components
  - Accessories
- Refer to Specification Guide:
  - Accessory placement and compatibility.
  - Seating capacities and leg locations.
  - Information on electrical components compatible with factory cut opening.
  - Power Ready base cable capacity.
- Application may require approval of local authority having jurisdiction (AHJ); ensure compliance before placing orders and installation.

### To Order, Specify:

1) Product number, including:

#### 1 Surface Option:

- L** Laminate
- W** Wood

#### 2 Edge Option:

- Laminate:
- J** Edgeband
  - F** Knife

- Wood:
- K** Edgeband
  - U** Knife

#### 3 Cutout:

- N** No Cutout
- F** Center, Single-Sided/4 outlets (add **\$48.13** list)
- J** Center, Single-Sided/6 outlets (add **\$48.13** list)
- M** Center, Double-Sided/8 outlets (add **\$48.13** list)
- Q** Center, Double-Sided/12 outlets (add **\$48.13** list)

#### 4 Base and Wire Management Option:

Base - No Power:

- C** Casters (add **\$23.44** list) (29" Height Only)
- G** Glides

Base - Power Ready:

- J** Casters (add **\$23.44** list) (29" Height Only)
- K** Glides

- 2) Laminate surface color or wood finish color.
- 3) Edgeband trim color (laminated only).
- 4) Base trim color.

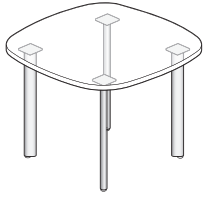
**Note:** **\$66.18** upcharge list for Metallic trim colors.

# Jive Table — Post Extruded Base Square

Height	Depth	Width	Number	① ② ③ ④	HPL				Wood			
					A	F	B	F	A	U	B	U
					J	F	J	F	K	U	K	U
<b>Base — No Power — No Cutout</b>												
16"(406mm)	24"(610mm)	24"(610mm)	TCRQ-2424-	S E 1	\$ 699.54	\$ 922.01	\$ 792.47	\$ 1014.94	\$ 1126.86	\$ 1250.62	\$ 1209.83	\$ 1340.26
	30"(762mm)	30"(762mm)	TCRQ-3030-	S E 1	773.58	1036.85	872.09	1135.36	1361.79	1575.64	1487.66	1722.38
	36"(914mm)	36"(914mm)	TCRQ-3636-	S E 1	862.58	1166.65	967.91	1271.98	1644.34	1977.29	1821.63	2194.56
	42"(1067mm)	42"(1067mm)	TCRQ-4242-	S E 1	966.54	1311.41	1079.93	1424.80	1974.51	2456.64	2211.74	2758.04
	48"(1219mm)	48"(1219mm)	TCRQ-4848-	S E 1	1085.46	1471.13	1208.15	1593.82	2352.30	3012.41	2657.99	3411.36
20"(508mm)	24"(610mm)	24"(610mm)	TCRQ-2424-	S E 2	\$ 707.03	\$ 929.50	\$ 799.96	\$ 1022.43	\$ 1134.35	\$ 1258.11	\$ 1217.32	\$ 1347.75
	30"(762mm)	30"(762mm)	TCRQ-3030-	S E 2	781.07	1044.34	879.58	1142.85	1369.28	1583.13	1495.15	1729.87
	36"(914mm)	36"(914mm)	TCRQ-3636-	S E 2	870.07	1174.14	975.40	1279.47	1651.83	1984.78	1829.12	2202.05
	42"(1067mm)	42"(1067mm)	TCRQ-4242-	S E 2	974.03	1318.90	1087.42	1432.29	1982.00	2464.13	2219.23	2765.53
	48"(1219mm)	48"(1219mm)	TCRQ-4848-	S E 2	1092.95	1478.62	1215.64	1601.31	2359.79	3019.90	2665.48	3418.85
29"(737mm)	30"(762mm)	30"(762mm)	TCRQ-3030-	S E 4	\$ 803.53	\$ 1066.80	\$ 902.04	\$ 1165.31	\$ 1391.74	\$ 1605.59	\$ 1517.61	\$ 1752.33
	36"(914mm)	36"(914mm)	TCRQ-3636-	S E 4	892.53	1196.60	997.86	1301.93	1674.29	2007.24	1851.58	2224.51
	42"(1067mm)	42"(1067mm)	TCRQ-4242-	S E 4	996.49	1341.36	1109.88	1454.75	2004.46	2486.59	2241.69	2787.99
	48"(1219mm)	48"(1219mm)	TCRQ-4848-	S E 4	1115.41	1501.08	1238.10	1623.77	2382.25	3042.36	2687.94	3441.31
	54"(1372mm)	54"(1372mm)	TCRQ-5454-	S E 4	1249.29	1675.76	1382.52	1808.99	2807.66	3675.15	3190.33	4185.15
	60"(1524mm)	60"(1524mm)	TCRQ-6060-	S E 4	1398.13	1865.40	1543.14	2010.41	3280.69	4385.93	3748.86	5020.62
<b>Base — Power Ready — No Cutout</b>												
16"(406mm)	24"(610mm)	24"(610mm)	TCRQ-2424-	S E 1	\$ 728.03	\$ 950.50	\$ 820.96	\$ 1043.43	\$ 1155.35	\$ 1279.11	\$ 1238.32	\$ 1368.75
	30"(762mm)	30"(762mm)	TCRQ-3030-	S E 1	802.07	1065.34	900.58	1163.85	1390.28	1604.13	1516.15	1750.87
	36"(914mm)	36"(914mm)	TCRQ-3636-	S E 1	891.07	1195.14	996.40	1300.47	1672.83	2005.78	1850.12	2223.05
	42"(1067mm)	42"(1067mm)	TCRQ-4242-	S E 1	995.03	1339.90	1108.42	1453.29	2003.00	2485.13	2240.23	2786.53
	48"(1219mm)	48"(1219mm)	TCRQ-4848-	S E 1	1113.95	1499.62	1236.64	1622.31	2380.79	3040.90	2686.48	3439.85
20"(508mm)	24"(610mm)	24"(610mm)	TCRQ-2424-	S E 2	\$ 735.52	\$ 957.99	\$ 828.45	\$ 1050.92	\$ 1162.84	\$ 1286.60	\$ 1245.81	\$ 1376.24
	30"(762mm)	30"(762mm)	TCRQ-3030-	S E 2	809.56	1072.83	908.07	1171.34	1397.77	1611.62	1523.64	1758.36
	36"(914mm)	36"(914mm)	TCRQ-3636-	S E 2	898.56	1202.63	1003.89	1307.96	1680.32	2013.27	1857.61	2230.54
	42"(1067mm)	42"(1067mm)	TCRQ-4242-	S E 2	1002.52	1347.39	1115.91	1460.78	2010.49	2492.62	2247.72	2794.02
	48"(1219mm)	48"(1219mm)	TCRQ-4848-	S E 2	1121.44	1507.11	1244.13	1629.80	2388.28	3048.39	2693.97	3447.34
29"(737mm)	30"(762mm)	30"(762mm)	TCRQ-3030-	S E 4	\$ 832.02	\$ 1095.29	\$ 930.53	\$ 1193.80	\$ 1420.23	\$ 1634.08	\$ 1546.10	\$ 1780.82
	36"(914mm)	36"(914mm)	TCRQ-3636-	S E 4	921.02	1225.09	1026.35	1330.42	1702.78	2035.73	1880.07	2253.00
	42"(1067mm)	42"(1067mm)	TCRQ-4242-	S E 4	1024.98	1369.85	1138.37	1483.24	2032.95	2515.08	2270.18	2816.48
	48"(1219mm)	48"(1219mm)	TCRQ-4848-	S E 4	1143.90	1529.57	1266.59	1652.26	2410.74	3070.85	2716.43	3469.80
	54"(1372mm)	54"(1372mm)	TCRQ-5454-	S E 4	1277.78	1704.25	1411.01	1837.48	2836.15	3703.64	3218.82	4213.64
	60"(1524mm)	60"(1524mm)	TCRQ-6060-	S E 4	1426.62	1893.89	1571.63	2038.90	3309.18	4414.42	3777.35	5049.11

# Jive Table — Post Extruded Base

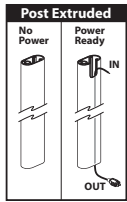
## Pebble



TORP-4242  
(Symmetrical)



TORP-3060  
(Asymmetrical)  
Class JV



### Features

- Includes 1.18" (30mm) thick top, leg bases, adjustable glides or casters, and hardware.
- Standard table heights are 16" (406mm), 20" (508mm) and 29" (737mm).
- High-Pressure Laminate (HPL) top with knife edge or 3mm edgeband edges or wood veneer top with 3mm wood edgeband or knife edge.
- Bases are painted steel.
- 16" (406mm) and 20" (508mm) heights are available with glides only.
- 29" (737mm) height available with glides or casters.
- Casters:
  - Two locking and two non-locking casters.
  - Standard in black.
- Glides:
  - 0.625" (16mm) adjustment.
  - Standard in black.
- Casters and glides are not interchangeable.
- Depth and width shown in nominal dimensions.
- Ships unassembled.

### Specification Tips

- **Specifying a cutout does not automatically include a Power Ready base.**
- Factory installed cutout is available for:
  - Specify the (F) option for a Center, Single-Sided/4 outlet Flip Top Unit
  - Specify the (J) option for a Center, Single-Sided/6 outlet Flip Top Unit
  - Specify the (M) option for a Center, Double-Sided/8 outlet Flip Top Unit
  - Specify the (Q) option for a Center, Double-Sided/12 outlet Flip Top Unit
- Power Ready Base:
  - Allows for cord management through one of the Post Extruded legs.
- **Powered leg location determined during installation.**
  - Casters and Glides:
    - Specify the (J) option for Casters on the Power Ready base (only available on 29" (737mm)H tables)
    - Specify the (K) option for Glides on the Power Ready base (available on 16" (406mm), 20" (508mm) and 29" (737mm)H tables)
  - Flip Top Unit circuit breaker plug will not fit in the Power Ready Base opening.**
- **Power cord length determines the distance to building power source.**
- Separately specified:
  - Horizontal and Vertical Wire Management
  - Power and Data Components
  - Accessories
- Refer to Specification Guide:
  - Accessory placement and compatibility.
  - Seating capacities and leg locations.
  - Information on electrical components compatible with factory cut opening.
  - Power Ready base cable capacity.
- Application may require approval of local authority having jurisdiction (AHJ); ensure compliance before placing orders and installation.

### To Order, Specify:

1) Product number, including:

#### 1 Surface Option:

- L** Laminate
- W** Wood

#### 2 Edge Option:

Laminate:

- J** Edgeband
- F** Knife

Wood:

- K** Edgeband
- U** Knife

#### 3 Cutout:

- N** No Cutout
- F** Center, Single-Sided/4 outlets (add **\$48.13** list)
- J** Center, Single-Sided/6 outlets (add **\$48.13** list)
- M** Center, Double-Sided/8 outlets (add **\$48.13** list)
- Q** Center, Double-Sided/12 outlets (add **\$48.13** list)

#### 4 Base and Wire Management Option:

Base - No Power:

- C** Casters (add **\$23.44** list) (29" Height Only)
- G** Glides

Base - Power Ready:

- J** Casters (add **\$23.44** list) (29" Height Only)
- K** Glides

- 2) Laminate surface color or wood finish color.
- 3) Edgeband trim color (laminate only).
- 4) Base trim color.

**Note:** **\$66.18** upcharge list for Metallic trim colors.

# Jive Table — Post Extruded Base

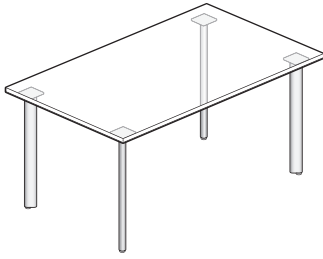
## Pebble

Height	Depth	Width	Number	① ② ③ ④	HPL				Wood				
					A	F	B	F	A	U	B	U	
Symmetrical — Base — No Power — No Cutout													
16"(406mm)	24"(610mm)	24"(610mm)	TCRP-2424-	S E 1	\$ 699.54	\$ 922.01	\$ 792.47	\$ 1014.94	\$ 1126.86	\$ 1250.62	\$ 1209.83	\$ 1340.26	
	30"(762mm)	30"(762mm)	TCRP-3030-	S E 1	773.58	1036.85	872.09	1135.36	1361.79	1575.64	1487.66	1722.38	
	36"(914mm)	36"(914mm)	TCRP-3636-	S E 1	862.58	1166.65	967.91	1271.98	1644.34	1977.29	1821.63	2194.56	
	42"(1067mm)	42"(1067mm)	TCRP-4242-	S E 1	966.54	1311.41	1079.93	1424.80	1974.51	2456.64	2211.74	2758.04	
	48"(1219mm)	48"(1219mm)	TCRP-4848-	S E 1	1085.46	1471.13	1208.15	1593.82	2352.30	3012.41	2657.99	3411.36	
20"(508mm)	24"(610mm)	24"(610mm)	TCRP-2424-	S E 2	\$ 707.03	\$ 929.50	\$ 799.96	\$ 1022.43	\$ 1134.35	\$ 1258.11	\$ 1217.32	\$ 1347.75	
	30"(762mm)	30"(762mm)	TCRP-3030-	S E 2	781.07	1044.34	879.58	1142.85	1369.28	1583.13	1495.15	1729.87	
	36"(914mm)	36"(914mm)	TCRP-3636-	S E 2	870.07	1174.14	975.40	1279.47	1651.83	1984.78	1829.12	2202.05	
	42"(1067mm)	42"(1067mm)	TCRP-4242-	S E 2	974.03	1318.90	1087.42	1432.29	1982.00	2464.13	2219.23	2765.53	
	48"(1219mm)	48"(1219mm)	TCRP-4848-	S E 2	1092.95	1478.62	1215.64	1601.31	2359.79	3019.90	2665.48	3418.85	
29"(737mm)	30"(762mm)	30"(762mm)	TCRP-3030-	S E 4	\$ 803.53	\$ 1066.80	\$ 902.04	\$ 1165.31	\$ 1391.74	\$ 1605.59	\$ 1517.61	\$ 1752.33	
	36"(914mm)	36"(914mm)	TCRP-3636-	S E 4	892.53	1196.60	997.86	1301.93	1674.29	2007.24	1851.58	2224.51	
	42"(1067mm)	42"(1067mm)	TCRP-4242-	S E 4	996.49	1341.36	1109.88	1454.75	2004.46	2486.59	2241.69	2787.99	
	48"(1219mm)	48"(1219mm)	TCRP-4848-	S E 4	1115.41	1501.08	1238.10	1623.77	2382.25	3042.36	2687.94	3441.31	
	54"(1372mm)	54"(1372mm)	TCRP-5454-	S E 4	1249.29	1675.76	1382.52	1808.99	2807.66	3675.15	3190.33	4185.15	
	60"(1524mm)	60"(1524mm)	TCRP-6060-	S E 4	1398.13	1865.40	1543.14	2010.41	3280.69	4385.93	3748.86	5020.62	
Symmetrical — Base — Power Ready — No Cutout													
16"(406mm)	24"(610mm)	24"(610mm)	TCRP-2424-	S E 1	\$ 728.03	\$ 950.50	\$ 820.96	\$ 1043.43	\$ 1155.35	\$ 1279.11	\$ 1238.32	\$ 1368.75	
	30"(762mm)	30"(762mm)	TCRP-3030-	S E 1	802.07	1065.34	900.58	1163.85	1390.28	1604.13	1516.15	1750.87	
	36"(914mm)	36"(914mm)	TCRP-3636-	S E 1	891.07	1195.14	996.40	1300.47	1672.83	2005.78	1850.12	2223.05	
	42"(1067mm)	42"(1067mm)	TCRP-4242-	S E 1	995.03	1339.90	1108.42	1453.29	2003.00	2485.13	2240.23	2786.53	
	48"(1219mm)	48"(1219mm)	TCRP-4848-	S E 1	1113.95	1499.62	1236.64	1622.31	2380.79	3040.90	2686.48	3439.85	
20"(508mm)	24"(610mm)	24"(610mm)	TCRP-2424-	S E 2	\$ 735.52	\$ 957.99	\$ 828.45	\$ 1050.92	\$ 1162.84	\$ 1286.60	\$ 1245.81	\$ 1376.24	
	30"(762mm)	30"(762mm)	TCRP-3030-	S E 2	809.56	1072.83	908.07	1171.34	1397.77	1611.62	1523.64	1758.36	
	36"(914mm)	36"(914mm)	TCRP-3636-	S E 2	898.56	1202.63	1003.89	1307.96	1680.32	2013.27	1857.61	2230.54	
	42"(1067mm)	42"(1067mm)	TCRP-4242-	S E 2	1002.52	1347.39	1115.91	1460.78	2010.49	2492.62	2247.72	2794.02	
	48"(1219mm)	48"(1219mm)	TCRP-4848-	S E 2	1121.44	1507.11	1244.13	1629.80	2388.28	3048.39	2693.97	3447.34	
29"(737mm)	30"(762mm)	30"(762mm)	TCRP-3030-	S E 4	\$ 832.02	\$ 1095.29	\$ 930.53	\$ 1193.80	\$ 1420.23	\$ 1634.08	\$ 1546.10	\$ 1780.82	
	36"(914mm)	36"(914mm)	TCRP-3636-	S E 4	921.02	1225.09	1026.35	1330.42	1702.78	2035.73	1880.07	2253.00	
	42"(1067mm)	42"(1067mm)	TCRP-4242-	S E 4	1024.98	1369.85	1138.37	1483.24	2032.95	2515.08	2270.18	2816.48	
	48"(1219mm)	48"(1219mm)	TCRP-4848-	S E 4	1143.90	1529.57	1266.59	1652.26	2410.74	3070.85	2716.43	3469.80	
	54"(1372mm)	54"(1372mm)	TCRP-5454-	S E 4	1277.78	1704.25	1411.01	1837.48	2836.15	3703.64	3218.82	4213.64	
	60"(1524mm)	60"(1524mm)	TCRP-6060-	S E 4	1426.62	1893.89	1571.63	2038.90	3309.18	4414.42	3777.35	5049.11	

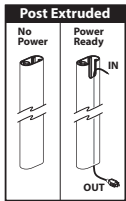
# Jive Table — Post Extruded Base Pebble

Height	Depth	Width	Number	① ② ③ ④	HPL				Wood			
					A	F	B	F	A	U	B	U
					J	F	J	F	K	U	K	U
<b>Asymmetrical — Base — No Power — No Cutout</b>												
16"(406mm)	30"(762mm)	48"(1219mm)	TCRP-3048-	■ S E 1	\$ 881.58	\$ 1186.95	\$ 993.73	\$ 1299.10	\$ 1843.41	\$ 2222.62	\$ 2067.71	\$ 2494.69
		60"(1524mm)	TCRP-3060-	■ S E 1	966.24	1331.51	1084.59	1449.86	2111.81	2568.88	2385.40	2901.87
		72"(1829mm)	TCRP-3072-	■ S E 1	1051.87	1482.91	1176.42	1607.46	2383.18	2925.75	2706.72	3321.46
	36"(914mm)	60"(1524mm)	TCRP-3660-	■ S E 1	\$1044.40	\$1430.07	\$ 1168.95	\$ 1554.62	\$2360.23	\$2843.82	\$ 2678.70	\$ 3225.65
		72"(1829mm)	TCRP-3672-	■ S E 1	1145.23	1598.14	1277.22	1730.13	2679.96	3250.96	3057.07	3704.48
20"(508mm)	30"(762mm)	48"(1219mm)	TCRP-3048-	■ S E 2	\$ 889.07	\$ 1194.44	\$1001.22	\$ 1306.59	\$ 1850.90	\$ 2230.11	\$ 2075.20	\$ 2502.18
		60"(1524mm)	TCRP-3060-	■ S E 2	973.73	1339.00	1092.08	1457.35	2119.30	2576.37	2392.89	2909.36
		72"(1829mm)	TCRP-3072-	■ S E 2	1059.36	1490.40	1183.91	1614.95	2390.67	2933.24	2714.21	3328.95
	36"(914mm)	60"(1524mm)	TCRP-3660-	■ S E 2	\$ 1051.89	\$ 1437.56	\$ 1176.44	\$ 1562.11	\$ 2367.72	\$ 2851.31	\$ 2686.19	\$ 3233.14
		72"(1829mm)	TCRP-3672-	■ S E 2	1152.72	1605.63	1284.71	1737.62	2687.45	3258.45	3064.56	3711.97
29"(737mm)	30"(762mm)	48"(1219mm)	TCRP-3048-	■ S E 4	\$ 911.53	\$ 1216.90	\$1023.68	\$ 1329.05	\$ 1873.36	\$ 2252.57	\$ 2097.66	\$ 2524.64
		60"(1524mm)	TCRP-3060-	■ S E 4	996.19	1361.46	1114.54	1479.81	2141.76	2598.83	2415.35	2931.82
		72"(1829mm)	TCRP-3072-	■ S E 4	1081.82	1512.86	1206.37	1637.41	2413.13	2955.70	2736.67	3351.41
	36"(914mm)	60"(1524mm)	TCRP-3660-	■ S E 4	\$ 1074.35	\$ 1460.02	\$ 1198.90	\$ 1584.57	\$ 2390.18	\$ 2873.77	\$ 2708.65	\$ 3255.60
		72"(1829mm)	TCRP-3672-	■ S E 4	1175.18	1628.09	1307.17	1760.08	2709.91	3280.91	3087.02	3734.43
	42"(1067mm)	72"(1829mm)	TCRP-4272-	■ S E 4	\$ 1268.55	\$ 1743.32	\$ 1407.98	\$ 1882.75	\$ 3006.70	\$ 3606.13	\$ 3437.37	\$ 4117.45
	48"(1219mm)	72"(1829mm)	TCRP-4872-	■ S E 4	\$ 1361.91	\$ 1858.55	\$ 1508.78	\$ 2005.42	\$ 3303.48	\$ 3931.34	\$ 3787.71	\$ 4500.48
<b>Asymmetrical — Base — Power Ready — No Cutout</b>												
16"(406mm)	30"(762mm)	48"(1219mm)	TCRP-3048-	■ S E 1	\$ 910.07	\$ 1215.44	\$1022.22	\$ 1327.59	\$ 1871.90	\$ 2251.11	\$ 2096.20	\$ 2523.18
		60"(1524mm)	TCRP-3060-	■ S E 1	994.73	1360.00	1113.08	1478.35	2140.30	2597.37	2413.89	2930.36
		72"(1829mm)	TCRP-3072-	■ S E 1	1080.36	1511.40	1204.91	1635.95	2411.67	2954.24	2735.21	3349.95
	36"(914mm)	60"(1524mm)	TCRP-3660-	■ S E 1	\$ 1072.89	\$ 1458.56	\$ 1197.44	\$ 1583.11	\$ 2388.72	\$ 2872.31	\$ 2707.19	\$ 3254.14
		72"(1829mm)	TCRP-3672-	■ S E 1	1173.72	1626.63	1305.71	1758.62	2708.45	3279.45	3085.56	3732.97
20"(508mm)	30"(762mm)	48"(1219mm)	TCRP-3048-	■ S E 2	\$ 917.56	\$ 1222.93	\$1029.71	\$ 1335.08	\$ 1879.39	\$ 2258.60	\$ 2103.69	\$ 2530.67
		60"(1524mm)	TCRP-3060-	■ S E 2	1002.22	1367.49	1120.57	1485.84	2147.79	2604.86	2421.38	2937.85
		72"(1829mm)	TCRP-3072-	■ S E 2	1087.85	1518.89	1212.40	1643.44	2419.16	2961.73	2742.70	3357.44
	36"(914mm)	60"(1524mm)	TCRP-3660-	■ S E 2	\$ 1080.38	\$ 1466.05	\$ 1204.93	\$ 1590.60	\$ 2396.21	\$ 2879.80	\$ 2714.68	\$ 3261.63
		72"(1829mm)	TCRP-3672-	■ S E 2	1181.21	1634.12	1313.20	1766.11	2715.94	3286.94	3093.05	3740.46
29"(737mm)	30"(762mm)	48"(1219mm)	TCRP-3048-	■ S E 4	\$ 940.02	\$ 1245.39	\$1052.17	\$ 1357.54	\$ 1901.85	\$ 2281.06	\$ 2126.15	\$ 2553.13
		60"(1524mm)	TCRP-3060-	■ S E 4	1024.68	1389.95	1143.03	1508.30	2170.25	2627.32	2443.84	2960.31
		72"(1829mm)	TCRP-3072-	■ S E 4	1110.31	1541.35	1234.86	1665.90	2441.62	2984.19	2765.16	3379.90
	36"(914mm)	60"(1524mm)	TCRP-3660-	■ S E 4	\$ 1102.84	\$ 1488.51	\$ 1227.39	\$ 1613.06	\$ 2418.67	\$ 2902.26	\$ 2737.14	\$ 3284.09
		72"(1829mm)	TCRP-3672-	■ S E 4	1203.67	1656.58	1335.66	1788.57	2738.40	3309.40	3115.51	3762.92
	42"(1067mm)	72"(1829mm)	TCRP-4272-	■ S E 4	\$ 1297.04	\$ 1771.81	\$ 1436.47	\$ 1911.24	\$ 3035.19	\$ 3634.62	\$ 3465.86	\$ 4145.94
	48"(1219mm)	72"(1829mm)	TCRP-4872-	■ S E 4	\$ 1390.40	\$ 1887.04	\$ 1537.27	\$ 2033.91	\$ 3331.97	\$ 3959.83	\$ 3816.20	\$ 4528.97

# Jive Table — Post Extruded Base Rectangle



TORA  
Class JV



### Features

- Includes 1.18" (30mm) thick top, leg bases, adjustable glides or casters, and hardware.
- Standard table heights are 16" (406mm), 20" (508mm) and 29" (737mm).
- High-Pressure Laminate (HPL) top with knife edge or 3mm edgeband edges or wood veneer top with 3mm wood edgeband or knife edge.
- Bases are painted steel.
- Casters:
  - Two locking and two non-locking casters.
  - Standard in black.
- Glides:
  - 0.625" (16mm) adjustment.
  - Standard in black.
- Casters and glides are not interchangeable.
- Depth and width shown in nominal dimensions.
- Ships unassembled.

### Specification Tips

- Edge choice allows a flat seam between tables.
- **Specifying a cutout does not automatically include a Power Ready base.**
- Factory installed cutout is available for:
  - Specify the (F) option for a Center, Single-Sided/4 outlet Flip Top Unit
  - Specify the (J) option for a Center, Single-Sided/6 outlet Flip Top Unit
  - Specify the (M) option for a Center, Double-Sided/8 outlet Flip Top Unit
  - Specify the (Q) option for a Center, Double-Sided/12 outlet Flip Top Unit
- Power Ready Base:
  - Allows for cord management through one of the Post Extruded legs.
- **Powered leg location determined during installation.**
  - Casters and Glides:
    - Specify the (J) option for Casters on the Power Ready base (only available on 29" (737mm)H tables)
    - Specify the (K) option for Glides on the Power Ready base (available on 16" (406mm), 20" (508mm) and 29" (737mm)H tables)
  - Flip Top Unit circuit breaker plug will not fit in the Power Ready Base opening.**
- **Power cord length determines the distance to building power source.**
- Separately specified:
  - Ganging Mechanism - Recommended for use with power between tables.
  - Horizontal and Vertical Wire Management
  - Power and Data Components
  - Accessories
- Refer to Specification Guide:
  - Accessory placement and compatibility.
  - Seating capacities and leg locations.
  - Information on electrical components compatible with factory cut opening.
  - Power Ready base cable capacity.
- Application may require approval of local authority having jurisdiction (AHJ); ensure compliance before placing orders and installation.

### To Order, Specify:

1) Product number, including:

#### 1 Surface Option:

- L** Laminate
- W** Wood

#### 2 Edge Option:

- Laminate:
- J** Edgeband
  - F** Knife

- Wood:
- K** Edgeband
  - U** Knife

#### 3 Cutout:

- N** No Cutout
- F** Center, Single-Sided/4 outlets (add **\$48.13** list)
- J** Center, Single-Sided/6 outlets (add **\$48.13** list)
- M** Center, Double-Sided/8 outlets (add **\$48.13** list)
- Q** Center, Double-Sided/12 outlets (add **\$48.13** list)

#### 4 Base and Wire Management Option:

Base - No Power:

- C** Casters (add **\$23.44** list) (29" (737mm) Height Only)
- G** Glides

Base - Power Ready:

- J** Casters (add **\$23.44** list) (29" (737mm) Height Only)
- K** Glides

- 2) Laminate surface color or wood finish color.
- 3) Edgeband trim color (laminate only).
- 4) Base trim color.

**Note:** **\$66.18** upcharge list for Metallic trim colors.

# Jive Table — Post Extruded Base Rectangle

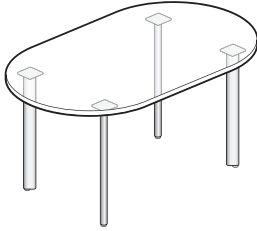
Height	Depth	Width	Number	① ② ③ ④	HPL				Wood				
					A	F	B	F	A	U	B	U	
Base — No Power — No Cutout													
16"(406mm)	30"(762mm)	48"(1219mm)	TCRA-3048-	S E 1	\$ 881.58	\$ 1186.95	\$ 993.73	\$ 1299.10	\$ 1843.41	\$ 2222.62	\$ 2067.71	\$ 2494.69	
		54"(1372mm)	TCRA-3054-	S E 1	923.79	1258.37	1039.04	1373.62	1977.24	2394.42	2226.10	2696.73	
		60"(1524mm)	TCRA-3060-	S E 1	966.24	1331.51	1084.59	1449.86	2111.81	2568.88	2385.40	2901.87	
	36"(914mm)	60"(1524mm)	TCRA-3660-	S E 1	\$1044.40	\$1430.07	\$ 1168.95	\$ 1554.62	\$2360.23	\$2843.82	\$ 2678.70	\$ 3225.65	
20"(508mm)	30"(762mm)	48"(1219mm)	TCRA-3048-	S E 2	\$ 889.07	\$ 1194.44	\$ 1001.22	\$ 1306.59	\$ 1850.90	\$ 2230.11	\$ 2075.20	\$ 2502.18	
		54"(1372mm)	TCRA-3054-	S E 2	931.28	1265.86	1046.53	1381.11	1984.73	2401.91	2233.59	2704.22	
		60"(1524mm)	TCRA-3060-	S E 2	973.73	1339.00	1092.08	1457.35	2119.30	2576.37	2392.89	2909.36	
	36"(914mm)	60"(1524mm)	TCRA-3660-	S E 2	\$ 1051.89	\$ 1437.56	\$ 1176.44	\$ 1562.11	\$ 2367.72	\$ 2851.31	\$ 2686.19	\$ 3233.14	
29"(737mm)	18"(457mm)	48"(1219mm)	TCRA-1848-	S E 4	\$ 785.61	N/A	\$ 887.84	N/A	\$ 1473.25	N/A	\$ 1625.15	N/A	
		54"(1372mm)	TCRA-1854-	S E 4	812.62	N/A	916.71	N/A	1558.71	N/A	1726.50	N/A	
		60"(1524mm)	TCRA-1860-	S E 4	839.87	N/A	945.82	N/A	1644.92	N/A	1828.75	N/A	
		66"(1676mm)	TCRA-1866-	S E 4	867.36	N/A	975.17	N/A	1731.87	N/A	1931.91	N/A	
24"(610mm)	36"(914mm)	48"(1219mm)	TCRA-2448-	S E 4	848.57	1135.01	955.76	1242.20	1673.30	2027.90	1861.40	2260.10	
		54"(1372mm)	TCRA-2454-	S E 4	883.18	1198.10	992.85	1307.77	1782.95	2174.57	1991.27	2432.52	
		60"(1524mm)	TCRA-2460-	S E 4	918.03	1262.90	1030.18	1375.05	1893.34	2323.89	2122.05	2608.04	
		66"(1676mm)	TCRA-2466-	S E 4	953.12	1329.41	1067.75	1444.04	2004.47	2475.86	2253.73	2786.66	
30"(762mm)	36"(914mm)	48"(1219mm)	TCRA-3048-	S E 4	911.53	1216.90	1023.68	1329.05	1873.36	2252.57	2097.66	2524.64	
		54"(1372mm)	TCRA-3054-	S E 4	953.74	1288.32	1068.99	1403.57	2007.19	2424.37	2256.05	2726.68	
		60"(1524mm)	TCRA-3060-	S E 4	996.19	1361.46	1114.54	1479.81	2141.76	2598.83	2415.35	2931.82	
		72"(1829mm)	TCRA-3072-	S E 4	1081.82	1512.86	1206.37	1637.41	2413.13	2955.70	2736.67	3351.41	
36"(914mm)	60"(1524mm)	48"(1219mm)	TCRA-3648-	S E 4	1074.35	1460.02	1198.90	1584.57	2390.18	2873.77	2708.65	3255.60	
		54"(1372mm)	TCRA-3654-	S E 4	1124.65	1543.20	1252.92	1671.47	2549.68	3076.02	2897.38	3493.46	
		60"(1524mm)	TCRA-3660-	S E 4	1175.18	1628.09	1307.17	1760.08	2709.91	3280.91	3087.02	3734.43	
		72"(1829mm)	TCRA-3672-	S E 4	1268.55	1743.32	1407.98	1882.75	3006.70	3606.13	3437.37	4117.45	
48"(1219mm)	72"(1829mm)	48"(1219mm)	TCRA-4872-	S E 4	\$ 1361.91	\$ 1858.55	\$ 1508.78	\$ 2005.42	\$ 3303.48	\$ 3931.34	\$ 3787.71	\$ 4500.48	



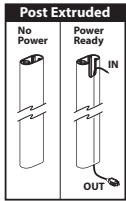
# Jive Table — Post Extruded Base Rectangle

Height	Depth	Width	Number	① ② ③ ④	HPL				Wood				
					A	F	B	F	A	U	B	U	
Base — Power Ready — No Cutout													
16"(406mm)	30"(762mm)	48"(1219mm)	TCRA-3048-	S E 1	\$ 910.07	\$ 1215.44	\$1022.22	\$ 1327.59	\$ 1871.90	\$ 2251.11	\$2096.20	\$ 2523.18	
		54"(1372mm)	TCRA-3054-	S E 1	952.28	1286.86	1067.53	1402.11	2005.73	2422.91	2254.59	2725.22	
		60"(1524mm)	TCRA-3060-	S E 1	994.73	1360.00	1113.08	1478.35	2140.30	2597.37	2413.89	2930.36	
	36"(914mm)	60"(1524mm)	TCRA-3660-	S E 1	\$1072.89	\$1458.56	\$ 1197.44	\$ 1583.11	\$2388.72	\$ 2872.31	\$ 2707.19	\$ 3254.14	
20"(508mm)	30"(762mm)	48"(1219mm)	TCRA-3048-	S E 2	\$ 917.56	\$1222.93	\$1029.71	\$ 1335.08	\$ 1879.39	\$2258.60	\$ 2103.69	\$2530.67	
		54"(1372mm)	TCRA-3054-	S E 2	959.77	1294.35	1075.02	1409.60	2013.22	2430.40	2262.08	2732.71	
		60"(1524mm)	TCRA-3060-	S E 2	1002.22	1367.49	1120.57	1485.84	2147.79	2604.86	2421.38	2937.85	
	36"(914mm)	60"(1524mm)	TCRA-3660-	S E 2	\$1080.38	\$1466.05	\$1204.93	\$ 1590.60	\$2396.21	\$ 2879.80	\$ 2714.68	\$ 3261.63	
29"(737mm)	18"(457mm)	48"(1219mm)	TCRA-1848-	S E 4	\$ 814.10	N/A	\$ 916.33	N/A	\$ 1501.74	N/A	\$ 1653.64	N/A	
		54"(1372mm)	TCRA-1854-	S E 4	841.11	N/A	945.20	N/A	1587.20	N/A	1754.99	N/A	
		60"(1524mm)	TCRA-1860-	S E 4	868.36	N/A	974.31	N/A	1673.41	N/A	1857.24	N/A	
	66"(1676mm)	TCRA-1866-	S E 4	895.85	N/A	1003.66	N/A	1760.36	N/A	1960.40	N/A		
72"(1829mm)	TCRA-1872-	S E 4	923.59	N/A	1033.26	N/A	1848.06	N/A	2064.47	N/A			
24"(610mm)	36"(914mm)	42"(1067mm)	TCRA-2442-	S E 4	842.69	1102.12	947.40	1206.83	1592.89	1912.37	1760.93	2119.27	
		48"(1219mm)	TCRA-2448-	S E 4	877.06	1163.50	984.25	1270.69	1701.79	2056.39	1889.89	2288.59	
		54"(1372mm)	TCRA-2454-	S E 4	911.67	1226.59	1021.34	1336.26	1811.44	2203.06	2019.76	2461.01	
	60"(1524mm)	TCRA-2460-	S E 4	946.52	1291.39	1058.67	1403.54	1921.83	2352.38	2150.54	2636.53		
66"(1676mm)	TCRA-2466-	S E 4	981.61	1357.90	1096.24	1472.53	2032.96	2504.35	2282.22	2815.15			
72"(1829mm)	TCRA-2472-	S E 4	1016.95	1426.12	1134.06	1543.23	2144.84	2658.98	2414.82	2996.88			
30"(762mm)	36"(914mm)	42"(1067mm)	TCRA-3042-	S E 4	898.05	1175.68	1007.10	1284.73	1768.77	2111.91	1968.66	2354.19	
		48"(1219mm)	TCRA-3048-	S E 4	940.02	1245.39	1052.17	1357.54	1901.85	2281.06	2126.15	2553.13	
		54"(1372mm)	TCRA-3054-	S E 4	982.23	1316.81	1097.48	1432.06	2035.68	2452.86	2284.54	2755.17	
	60"(1524mm)	TCRA-3060-	S E 4	1024.68	1389.95	1143.03	1508.30	2170.25	2627.32	2443.84	2960.31		
72"(1829mm)	TCRA-3072-	S E 4	1110.31	1541.35	1234.86	1665.90	2441.62	2984.19	2765.16	3379.90			
36"(914mm)	60"(1524mm)	66"(1676mm)	TCRA-3666-	S E 4	1153.14	1571.69	1281.41	1699.96	2578.17	3104.51	2925.87	3521.95	
		72"(1829mm)	TCRA-3672-	S E 4	1203.67	1656.58	1335.66	1788.57	2738.40	3309.40	3115.51	3762.92	
		42"(1067mm)	60"(1524mm)	TCRA-4260-	S E 4	\$ 1181.00	\$ 1587.07	\$ 1311.75	\$ 1717.82	\$ 2667.09	\$ 3177.20	\$3030.44	\$ 3607.87
72"(1829mm)	TCRA-4272-	S E 4	1297.04	1771.81	1436.47	1911.24	3035.19	3634.62	3465.86	4145.94			
48"(1219mm)	72"(1829mm)	TCRA-4872-	S E 4	\$1390.40	\$ 1887.04	\$ 1537.27	\$2033.91	\$ 3331.97	\$3959.83	\$ 3816.20	\$ 4528.97		

# Jive Table — Post Extruded Base Racetrack



TORT  
Class JV



## Features

- Includes 1.18" (30mm) thick top, leg bases, adjustable glides or casters, and hardware.
- Standard table heights are 16" (406mm), 20" (508mm) and 29" (737mm).
- High-Pressure Laminate (HPL) top with knife edge or 3mm edgeband edges or wood veneer top with 3mm wood edgeband or knife edge.
- Bases are painted steel.
- 16" (406mm) and 20" (508mm) heights are available with glides only.
- 29" (737mm) height available with glides or casters.
- Casters:
  - Two locking and two non-locking casters.
  - Standard in black.
- Glides:
  - 0.625" (16mm) adjustment.
  - Standard in black.
- Casters and glides are not interchangeable.
- Depth and width shown in nominal dimensions.
- Ships unassembled.

## Specification Tips

- **Specifying a cutout does not automatically include a Power Ready base.**
- Factory installed cutout is available for:
  - Specify the (F) option for a Center, Single-Sided/4 outlet Flip Top Unit
  - Specify the (J) option for a Center, Single-Sided/6 outlet Flip Top Unit
  - Specify the (M) option for a Center, Double-Sided/8 outlet Flip Top Unit
  - Specify the (Q) option for a Center, Double-Sided/12 outlet Flip Top Unit
- Power Ready Base:
  - Allows for cord management through one of the Post Extruded legs.
- **Powered leg location determined during installation.**
  - Casters and Glides:
    - Specify the (J) option for Casters on the Power Ready base (only available on 29" (737mm)H tables)
    - Specify the (K) option for Glides on the Power Ready base (available on 16" (406mm), 20" (508mm) and 29" (737mm)H tables)
  - Flip Top Unit circuit breaker plug will not fit in the Power Ready Base opening.**
- **Power cord length determines the distance to building power source.**
- Separately specified:
  - Horizontal and Vertical Wire Management
  - Power and Data Components
  - Accessories
- Refer to Specification Guide:
  - Accessory placement and compatibility.
  - Seating capacities and leg locations.
  - Information on electrical components compatible with factory cut opening.
  - Power Ready base cable capacity.
- Application may require approval of local authority having jurisdiction (AHJ); ensure compliance before placing orders and installation.

## To Order, Specify:

1) Product number, including:

### 1 Surface Option:

- L** Laminate
- W** Wood

### 2 Edge Option:

- Laminate:
- J** Edgeband
  - F** Knife

- Wood:
- K** Edgeband
  - U** Knife

### 3 Cutout:

- N** No Cutout
- F** Center, Single-Sided/4 outlets (add **\$48.13** list)
- J** Center, Single-Sided/6 outlets (add **\$48.13** list)
- M** Center, Double-Sided/8 outlets (add **\$48.13** list)
- Q** Center, Double-Sided/12 outlets (add **\$48.13** list)

### 4 Base and Wire Management Option:

Base - No Power:

- C** Casters (add **\$23.44** list) (29" (737mm) Height Only)
- G** Glides

Base - Power Ready:

- J** Casters (add **\$23.44** list) (29" (737mm) Height Only)
- K** Glides

2) Laminate surface color or wood finish color.

3) Edgeband trim color (laminated only).

4) Base trim color.

**Note:** **\$66.18** upcharge list for Metallic trim colors.

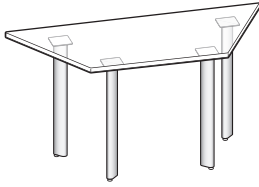
# Jive Table — Post Extruded Base

## Racetrack

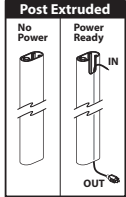
Height	Depth	Width	Number	① ② ③ ④	HPL				Wood				
					A	F	B	F	A	U	B	U	
Base — No Power — No Cutout													
16"(406mm)	30"(762mm)	48"(1219mm)	TCRT-3048-	S E 1	\$ 881.58	\$ 1186.95	\$ 993.73	\$ 1299.10	\$ 1843.41	\$ 2222.62	\$ 2067.71	\$ 2494.69	
		60"(1524mm)	TCRT-3060-	S E 1	966.24	1331.51	1084.59	1449.86	2111.81	2568.88	2385.40	2901.87	
		72"(1829mm)	TCRT-3072-	S E 1	1051.87	1482.91	1176.42	1607.46	2383.18	2925.75	2706.72	3321.46	
36"(914mm)	60"(1524mm)	TCRT-3660-	S E 1	\$1044.40	\$1430.07	\$ 1168.95	\$ 1554.62	\$2360.23	\$2843.82	\$ 2678.70	\$ 3225.65		
		72"(1829mm)	TCRT-3672-	S E 1	1145.23	1598.14	1277.22	1730.13	2679.96	3250.96	3057.07	3704.48	
20"(508mm)	30"(762mm)	48"(1219mm)	TCRT-3048-	S E 2	\$ 889.07	\$ 1194.44	\$1001.22	\$ 1306.59	\$ 1850.90	\$ 2230.11	\$ 2075.20	\$ 2502.18	
		60"(1524mm)	TCRT-3060-	S E 2	973.73	1339.00	1092.08	1457.35	2119.30	2576.37	2392.89	2909.36	
		72"(1829mm)	TCRT-3072-	S E 2	1059.36	1490.40	1183.91	1614.95	2390.67	2933.24	2714.21	3328.95	
36"(914mm)	60"(1524mm)	TCRT-3660-	S E 2	\$ 1051.89	\$ 1437.56	\$ 1176.44	\$ 1562.11	\$ 2367.72	\$ 2851.31	\$ 2686.19	\$ 3233.14		
		72"(1829mm)	TCRT-3672-	S E 2	1152.72	1605.63	1284.71	1737.62	2687.45	3258.45	3064.56	3711.97	
29"(737mm)	30"(762mm)	48"(1219mm)	TCRT-3048-	S E 4	\$ 911.53	\$ 1216.90	\$1023.68	\$ 1329.05	\$ 1873.36	\$ 2252.57	\$ 2097.66	\$ 2524.64	
		60"(1524mm)	TCRT-3060-	S E 4	996.19	1361.46	1114.54	1479.81	2141.76	2598.83	2415.35	2931.82	
		72"(1829mm)	TCRT-3072-	S E 4	1081.82	1512.86	1206.37	1637.41	2413.13	2955.70	2736.67	3351.41	
36"(914mm)	60"(1524mm)	TCRT-3660-	S E 4	\$1074.35	\$1460.02	\$ 1198.90	\$ 1584.57	\$2390.18	\$ 2873.77	\$ 2708.65	\$ 3255.60		
		72"(1829mm)	TCRT-3672-	S E 4	1175.18	1628.09	1307.17	1760.08	2709.91	3280.91	3087.02	3734.43	
42"(1067mm)	72"(1829mm)	TCRT-4272-	S E 4	\$1268.55	\$ 1743.32	\$1407.98	\$ 1882.75	\$3006.70	\$3606.13	\$ 3437.37	\$ 4117.45		
48"(1219mm)	72"(1829mm)	TCRT-4872-	S E 4	\$ 1361.91	\$1858.55	\$1508.78	\$2005.42	\$3303.48	\$ 3931.34	\$ 3787.71	\$4500.48		
Base — Power Ready — No Cutout													
16"(406mm)	30"(762mm)	48"(1219mm)	TCRT-3048-	S E 1	\$ 910.07	\$ 1215.44	\$1022.22	\$ 1327.59	\$ 1871.90	\$ 2251.11	\$2096.20	\$ 2523.18	
		60"(1524mm)	TCRT-3060-	S E 1	994.73	1360.00	1113.08	1478.35	2140.30	2597.37	2413.89	2930.36	
		72"(1829mm)	TCRT-3072-	S E 1	1080.36	1511.40	1204.91	1635.95	2411.67	2954.24	2735.21	3349.95	
36"(914mm)	60"(1524mm)	TCRT-3660-	S E 1	\$1072.89	\$1458.56	\$ 1197.44	\$ 1583.11	\$ 2388.72	\$ 2872.31	\$ 2707.19	\$ 3254.14		
		72"(1829mm)	TCRT-3672-	S E 1	1173.72	1626.63	1305.71	1758.62	2708.45	3279.45	3085.56	3732.97	
20"(508mm)	30"(762mm)	48"(1219mm)	TCRT-3048-	S E 2	\$ 917.56	\$1222.93	\$1029.71	\$ 1335.08	\$ 1879.39	\$ 2258.60	\$ 2103.69	\$ 2530.67	
		60"(1524mm)	TCRT-3060-	S E 2	1002.22	1367.49	1120.57	1485.84	2147.79	2604.86	2421.38	2937.85	
		72"(1829mm)	TCRT-3072-	S E 2	1087.85	1518.89	1212.40	1643.44	2419.16	2961.73	2742.70	3357.44	
36"(914mm)	60"(1524mm)	TCRT-3660-	S E 2	\$1080.38	\$1466.05	\$1204.93	\$ 1590.60	\$2396.21	\$ 2879.80	\$ 2714.68	\$ 3261.63		
		72"(1829mm)	TCRT-3672-	S E 2	1181.21	1634.12	1313.20	1766.11	2715.94	3286.94	3093.05	3740.46	
29"(737mm)	30"(762mm)	48"(1219mm)	TCRT-3048-	S E 4	\$ 940.02	\$1245.39	\$1052.17	\$ 1357.54	\$ 1901.85	\$ 2281.06	\$ 2126.15	\$ 2553.13	
		60"(1524mm)	TCRT-3060-	S E 4	1024.68	1389.95	1143.03	1508.30	2170.25	2627.32	2443.84	2960.31	
		72"(1829mm)	TCRT-3072-	S E 4	1110.31	1541.35	1234.86	1665.90	2441.62	2984.19	2765.16	3379.90	
36"(914mm)	60"(1524mm)	TCRT-3660-	S E 4	\$ 1102.84	\$1488.51	\$ 1227.39	\$ 1613.06	\$ 2418.67	\$2902.26	\$ 2737.14	\$ 3284.09		
		72"(1829mm)	TCRT-3672-	S E 4	1203.67	1656.58	1335.66	1788.57	2738.40	3309.40	3115.51	3762.92	
42"(1067mm)	72"(1829mm)	TCRT-4272-	S E 4	\$ 1297.04	\$ 1771.81	\$1436.47	\$ 1911.24	\$3035.19	\$3634.62	\$3465.86	\$ 4145.94		
48"(1219mm)	72"(1829mm)	TCRT-4872-	S E 4	\$1390.40	\$ 1887.04	\$ 1537.27	\$2033.91	\$ 3331.97	\$3959.83	\$ 3816.20	\$4528.97		

# Jive Table — Post Extruded Base

## Trapezoid



TCTP  
Class JV



### Features

- Includes 1.18" (30mm) thick top, leg bases, adjustable glides or casters, and hardware.
- Standard table height is 29" (737mm).
- High Pressure Laminate (HPL) with knife edge or 3mm edgeband edges or wood veneer top with 3mm wood edgeband or knife edge.
- Bases are painted steel.
- Casters:
  - Two locking and two non-locking casters.
  - Standard in black.
- Glides:
  - 0.625" (16mm) adjustment.
  - Standard in black.
- Casters and glides are not interchangeable.
- Depth and width shown in nominal dimensions.
- Ships unassembled.

### Specification Tips

- Edge choice allows a flat seam between tables.
- **Specifying a cutout does not automatically include a Power Ready base.**
- Factory installed cutout is available for:
  - Specify the (F) option for a Center, Single-Sided/4 outlet Flip Top Unit
  - Specify the (J) option for a Center, Single-Sided/6 outlet Flip Top Unit
  - Specify the (M) option for a Center, Double-Sided/8 outlet Flip Top Unit
  - Specify the (Q) option for a Center, Double-Sided/12 outlet Flip Top Unit
- Power Ready Base:
  - Allows for cord management through one of the Post Extruded legs.
- **Powered leg location determined during installation.**
  - Casters and Glides:
    - Specify the (J) option for Casters on the Power Ready base (only available on 29" (737mm)H tables)
    - Specify the (K) option for Glides on the Power Ready base (available on 29" (737mm)H tables)
  - Flip Top Unit circuit breaker plug will not fit in the Power Ready Base opening.**
- **Power cord length determines the distance to building power source.**
- Separately specified:
  - Ganging Mechanism - Recommended for use with power between tables.
  - Horizontal and Vertical Wire Management
  - Power and Data Components
  - Accessories
- Refer to Specification Guide:
  - Accessory placement and compatibility.
  - Seating capacities and leg locations.
  - Information on electrical components compatible with factory cut opening.
  - Power Ready base cable capacity.
  - Application may require approval of local authority having jurisdiction (AHJ); ensure compliance before placing orders and installation.

### To Order, Specify:

1) Product number, including:

#### 1 Surface Option:

- L** Laminate
- W** Wood

#### 2 Edge Option:

- Laminate:
- J** Edgeband
  - F** Knife

- Wood:
- K** Edgeband
  - U** Knife

#### 3 Cutout:

- N** No Cutout
- F** Center, Single-Sided/4 outlets (add **\$48.13** list)
- J** Center, Single-Sided/6 outlets (add **\$48.13** list)

#### 4 Base and Wire Management Option:

Base - No Power:

- C** Casters (add **\$23.44** list) (29" (737mm) Height Only)
- G** Glides

Base - Power Ready:

- J** Casters (add **\$23.44** list) (29" (737mm) Height Only)
- K** Glides

- 2) Laminate surface color or wood finish color.
- 3) Edgeband trim color (laminate only).
- 4) Base trim color.

**Note:** **\$66.18** upcharge list for Metallic trim colors.

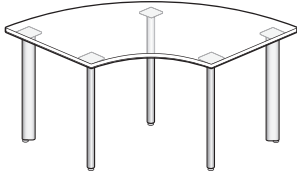
# Jive Table — Post Extruded Base

## Trapezoid

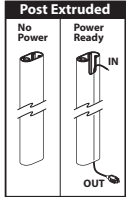
Height	Depth	Width	Number	①	②	③	④	HPL		B		Wood		B		U	
								A	F	J	F	A	U	K	U	K	U
Base — No Power — No Cutout																	
29"(737mm)	24"(610mm)	48"(1219mm)	TCTP-2448-	■	■	S	E	■	4	\$ 848.59	\$ 1135.03	\$ 853.55	\$ 1139.99	\$ 1056.73	\$ 1411.33	\$ 1116.20	\$ 1514.90
		54"(1372mm)	TCTP-2454-	■	■	S	E	■	4	883.20	1198.12	890.64	1205.56	1166.38	1558.00	1246.07	1687.32
		60"(1524mm)	TCTP-2460-	■	■	S	E	■	4	918.05	1262.92	927.97	1272.84	1276.77	1707.32	1376.85	1862.84
		66"(1676mm)	TCTP-2466-	■	■	S	E	■	4	953.14	1329.43	965.54	1341.83	1387.90	1859.29	1508.53	2041.46
		72"(1829mm)	TCTP-2472-	■	■	S	E	■	4	988.48	1397.65	1003.36	1412.53	1499.78	2013.92	1641.13	2223.19
30"(762mm)	60"(1524mm)	TCTP-3060-	■	■	S	E	■	4	\$ 996.21	\$ 1361.48	\$ 1012.33	\$ 1377.60	\$ 1525.19	\$ 1982.26	\$ 1670.15	\$ 2186.62	
		TCTP-3066-	■	■	S	E	■	4	1038.91	1436.33	1058.13	1455.55	1660.50	2159.37	1830.36	2394.86	
		TCTP-3072-	■	■	S	E	■	4	1081.84	1512.88	1104.16	1535.20	1796.56	2339.13	1991.47	2606.21	
36"(914mm)	84"(2134mm)	TCTP-3684-	■	■	S	E	■	4	\$ 1277.01	\$ 1803.03	\$ 1314.21	\$ 1840.23	\$ 2416.05	\$ 3082.10	\$ 2723.82	\$ 3480.47	
Base — Power Ready — No Cutout																	
29"(737mm)	24"(610mm)	48"(1219mm)	TCTP-2448-	■	■	S	E	■	4	\$ 877.08	\$ 1163.52	\$ 882.04	\$ 1168.48	\$ 1085.22	\$ 1439.82	\$ 1144.69	\$ 1543.39
		54"(1372mm)	TCTP-2454-	■	■	S	E	■	4	911.69	1226.61	919.13	1234.05	1194.87	1586.49	1274.56	1715.81
		60"(1524mm)	TCTP-2460-	■	■	S	E	■	4	946.54	1291.41	956.46	1301.33	1305.26	1735.81	1405.34	1891.33
		66"(1676mm)	TCTP-2466-	■	■	S	E	■	4	981.63	1357.92	994.03	1370.32	1416.39	1887.78	1537.02	2069.95
		72"(1829mm)	TCTP-2472-	■	■	S	E	■	4	1016.97	1426.14	1031.85	1441.02	1528.27	2042.41	1669.62	2251.68
30"(762mm)	60"(1524mm)	TCTP-3060-	■	■	S	E	■	4	\$ 1024.70	\$ 1389.97	\$ 1040.82	\$ 1406.09	\$ 1553.68	\$ 2010.75	\$ 1698.64	\$ 2215.11	
		TCTP-3066-	■	■	S	E	■	4	1067.40	1464.82	1086.62	1484.04	1688.99	2187.86	1858.85	2423.35	
		TCTP-3072-	■	■	S	E	■	4	1110.33	1541.37	1132.65	1563.69	1825.05	2367.62	2019.96	2634.70	
36"(914mm)	84"(2134mm)	TCTP-3684-	■	■	S	E	■	4	\$ 1305.50	\$ 1831.52	\$ 1342.70	\$ 1868.72	\$ 2444.54	\$ 3110.59	\$ 2752.31	\$ 3508.96	

# Jive Table — Post Extruded Base

## Crescent



TCBN  
Class JV



### Features

- Includes 1.18" (30mm) thick top, leg bases, adjustable glides or casters, and hardware.
- Standard table height is 29" (737mm).
- High-Pressure Laminate (HPL) top with knife edge or 3mm edgeband edges or wood veneer top with 3mm wood edgeband or knife edge.
- Bases are painted steel.
- Casters:
  - Three locking and three non-locking casters.
  - Standard in black.
- Glides:
  - 0.625" (16mm) adjustment.
  - Standard in black.
- Casters and glides are not interchangeable.
- Depth and width shown in nominal dimensions.
- Ships unassembled.

### Specification Tips

Edge choice allows a flat seam between tables.

Specifying a cutout does not automatically include a Power Ready base.

### Factory installed cutout is available for:

- Specify the (F) option for a Center, Single-Sided/4 outlet Flip Top Unit
- Specify the (J) option for a Center, Single-Sided/6 outlet Flip Top Unit
- Power Ready Base:
  - Allows for cord management through one of the Post Extruded legs.
- Powered leg location determined during installation.
  - Casters and Glides:
    - Specify the (J) option for Casters on the Power Ready base (only available on 29" (737mm)H tables)
    - Specify the (K) option for Glides on the Power Ready base (available on 29" (737mm)H tables)
- **Flip Top Unit circuit breaker plug will not fit in the Power Ready Base opening.**
- **Power cord length determines the distance to building power source.**
- Separately specified:
  - Ganging Mechanism - Recommended for use with power between tables.
  - Horizontal and Vertical Wire Management
  - Power and Data Components
  - Accessories
- Refer to Specification Guide:
  - Accessory placement and compatibility.
  - Seating capacities and leg locations.
  - Information on electrical components compatible with factory cut opening.
  - Power Ready base cable capacity.
- Application may require approval of local authority having jurisdiction (AHJ); ensure compliance before placing orders and installation.

### To Order, Specify:

1) Product number, including:

#### 1 Surface Option:

- L** Laminate
- W** Wood

#### 2 Edge Option:

- Laminate:
- J** Edgeband
  - F** Knife

Wood:

- K** Edgeband
- U** Knife

#### 3 Cutout:

- N** No Cutout
- F** Center, Single-Sided/4 outlets (add **\$48.13** list)
- J** Center, Single-Sided/6 outlets (add **\$48.13** list)

#### 4 Base and Wire Management Option:

Base - No Power:

- C** Casters (add **\$23.44** list) (29" (737mm) Height Only)
- G** Glides

Base - Power Ready:

- J** Casters (add **\$23.44** list) (29" (737mm) Height Only)
- K** Glides

2) Laminate surface color or wood finish color.

3) Edgeband trim color (laminated only).

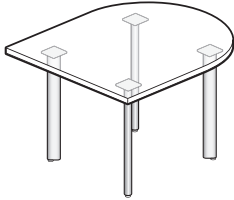
4) Base trim color.

**Note: \$66.18** upcharge list for Metallic trim colors.

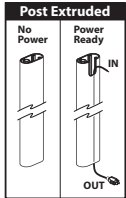
Depth	Width	Number	1	2	3	4	HPL		Wood						
							A	B	A	B	U	K	U		
							J	F	J	F	K	U	K	U	
<b>Base — No Power — No Cutout</b>															
24"(610mm)	60"(1524mm)	TCBN-2460-	S	E	4		\$1499.05	\$ 1843.92	\$1508.97	\$ 1853.84	\$ 1857.77	\$2288.32	\$ 1957.85	\$2443.84	
30"(762mm)	72"(1829mm)	TCBN-3072-	S	E	4		1662.84	2093.88	1685.16	2116.20	2377.56	2920.13	2572.47	3187.21	
36"(914mm)	84"(2134mm)	TCBN-3684-	S	E	4		1858.01	2384.03	1895.21	2421.23	2997.05	3663.10	3304.82	4061.47	
<b>Base — Power Ready — No Cutout</b>															
24"(610mm)	60"(1524mm)	TCBN-2460-	S	E	4		\$ 1527.54	\$ 1872.41	\$ 1537.46	\$ 1882.33	\$ 1886.26	\$ 2316.81	\$ 1986.34	\$ 2472.33	
30"(762mm)	72"(1829mm)	TCBN-3072-	S	E	4		1691.33	2122.37	1713.65	2144.69	2406.05	2948.62	2600.96	3215.70	
36"(914mm)	84"(2134mm)	TCBN-3684-	S	E	4		1886.50	2412.52	1923.70	2449.72	3025.54	3691.59	3333.31	4089.96	

# Jive Table — Post Extruded Base

## Half Racetrack



TCHT  
Class JV



### Features

- Includes 1.18" (30mm) thick top, leg bases, adjustable glides or casters, and hardware.
- Standard table height is 29" (737mm).
- High-Pressure Laminate (HPL) top with knife edge or 3mm edgeband edges or wood veneer top with 3mm wood edgeband or knife edge.
- Bases are painted steel.
- Casters:
  - Two locking and two non-locking casters.
  - Standard in black.
- Glides:
  - 0.625" (16mm) adjustment.
  - Standard in black.
- Casters and glides are not interchangeable.
- Depth and width shown in nominal dimensions.
- Ships unassembled.

### Specification Tips

- Edge choice allows a flat seam between tables.
- **Specifying a cutout does not automatically include a Power Ready base.**
- Factory installed cutout is available for:
  - Specify the (F) option for a Center, Single-Sided/4 outlet Flip Top Unit
  - Specify the (J) option for a Center, Single-Sided/6 outlet Flip Top Unit
  - Specify the (M) option for a Center, Double-Sided/8 outlet Flip Top Unit
  - Specify the (Q) option for a Center, Double-Sided/12 outlet Flip Top Unit
- Power Ready Base:
  - Allows for cord management through one of the Post Extruded legs.
- **Powered leg location determined during installation.**
  - Casters and Glides:
    - Specify the (J) option for Casters on the Power Ready base (only available on 29" (737mm)H tables)
    - Specify the (K) option for Glides on the Power Ready base (available on 29" (737mm)H tables)
  - Flip Top Unit circuit breaker plug will not fit in the Power Ready Base opening.**
- **Power cord length determines the distance to building power source.**
- Separately specified:
  - Ganging Mechanism - Recommended for use with power between tables.
  - Horizontal and Vertical Wire Management
  - Power and Data Components
  - Accessories
- Refer to Specification Guide:
  - Accessory placement and compatibility.
  - Seating capacities and leg locations.
  - Information on electrical components compatible with factory cut opening.
  - Power Ready base cable capacity.
- Application may require approval of local authority having jurisdiction (AHJ); ensure compliance before placing orders and installation.

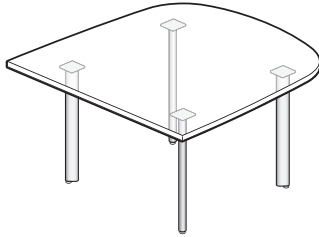
### To Order, Specify:

- Product number, including:
    - Surface Option:**
      - L** Laminate
      - W** Wood
    - Edge Option:**
      - Laminate:
        - J** Edgeband
        - F** Knife
      - Wood:
        - K** Edgeband
        - U** Knife
    - Cutout:**
      - N** No Cutout
      - F** Center, Single-Sided/4 outlets (add **\$48.13** list)
      - J** Center, Single-Sided/6 outlets (add **\$48.13** list)
      - M** Center, Double-Sided/8 outlets (add **\$48.13** list)
      - Q** Center, Double-Sided/12 outlets (add **\$48.13** list)
    - Base and Wire Management Option:**
      - Base - No Power:
        - C** Casters (add **\$23.44** list) (29" (737mm) Height Only)
        - G** Glides
      - Base - Power Ready:
        - J** Casters (add **\$23.44** list) (29" (737mm) Height Only)
        - K** Glides
  - Laminate surface color or wood finish color.
  - Edgeband trim color (laminate only).
  - Base trim color.
- Note:** **\$66.18** upcharge list for Metallic trim colors.

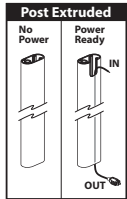
Height	Depth	Width	Number	①	②	③	④	HPL				Wood				
								A	F	B	F	A	U	B	U	
Base — No Power — No Cutout																
29" (737mm)	42" (1067mm)	42" (1067mm)	TCHT-4242-	■	■	S	E	4	\$1045.21	\$1390.08	\$1065.67	\$1410.54	\$1681.54	\$2163.67	\$1854.04	\$2400.34
	48" (1219mm)	48" (1219mm)	TCHT-4848-	■	■	S	E	4	1164.13	1549.80	1193.89	1579.56	2059.33	2719.44	2300.29	3053.66
	54" (1372mm)	54" (1372mm)	TCHT-5454-	■	■	S	E	4	1298.01	1724.48	1338.31	1764.78	2484.74	3352.23	2802.68	3797.50
	60" (1524mm)	60" (1524mm)	TCHT-6060-	■	■	S	E	4	1446.85	1914.12	1498.93	1966.20	2957.77	4063.01	3361.21	4632.97
Base — Power Ready — No Cutout																
29" (737mm)	42" (1067mm)	42" (1067mm)	TCHT-4242-	■	■	S	E	4	\$1073.70	\$1418.57	\$1094.16	\$1439.03	\$1710.03	\$2192.16	\$1882.53	\$2428.83
	48" (1219mm)	48" (1219mm)	TCHT-4848-	■	■	S	E	4	1192.62	1578.29	1222.38	1608.05	2087.82	2747.93	2328.78	3082.15
	54" (1372mm)	54" (1372mm)	TCHT-5454-	■	■	S	E	4	1326.50	1752.97	1366.80	1793.27	2513.23	3380.72	2831.17	3825.99
	60" (1524mm)	60" (1524mm)	TCHT-6060-	■	■	S	E	4	1475.34	1942.61	1527.42	1994.69	2986.26	4091.50	3389.70	4661.46

# Jive Table — Post Extruded Base

## Half Pebble



TCHP  
Class JV



### Features

- Includes 1.18" (30mm) thick top, leg bases, adjustable glides or casters, and hardware.
- Standard table height is 29" (737mm).
- High-Pressure Laminate (HPL) top with knife edge or 3mm edgeband edges or wood veneer top with 3mm wood edgeband or knife edge.
- Bases are painted steel.
- Casters:
  - Two locking and two non-locking casters.
  - Standard in black.
- Glides:
  - 0.625" (16mm) adjustment.
  - Standard in black.
- Casters and glides are not interchangeable.
- Depth and width shown in nominal dimensions.
- Ships unassembled.

### Specification Tips

- Edge choice allows a flat seam between tables.
- **Specifying a cutout does not automatically include a Power Ready base.**
- Factory installed cutout is available for:
  - Specify the (F) option for a Center, Single-Sided/4 outlet Flip Top Unit
  - Specify the (J) option for a Center, Single-Sided/6 outlet Flip Top Unit
  - Specify the (M) option for a Center, Double-Sided/8 outlet Flip Top Unit
  - Specify the (Q) option for a Center, Double-Sided/12 outlet Flip Top Unit
- Power Ready Base:
  - Allows for cord management through one of the Post Extruded legs.
- **Powered leg location determined during installation.**
  - Casters and Glides:
    - Specify the (J) option for Casters on the Power Ready base (only available on 29" (737mm)H tables)
    - Specify the (K) option for Glides on the Power Ready base (available on 29" (737mm)H tables)
  - Flip Top Unit circuit breaker plug will not fit in the Power Ready Base opening.**
- **Power cord length determines the distance to building power source.**
- Separately specified:
  - Ganging Mechanism - Recommended for use with power between tables.
  - Horizontal and Vertical Wire Management
  - Power and Data Components
  - Accessories
- Refer to Specification Guide:
  - Accessory placement and compatibility.
  - Seating capacities and leg locations.
  - Information on electrical components compatible with factory cut opening.
  - Power Ready base cable capacity.
- Application may require approval of local authority having jurisdiction (AHJ); ensure compliance before placing orders and installation.

### To Order, Specify:

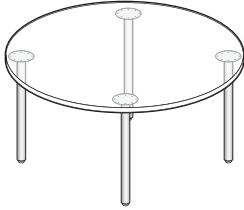
- 1) Product number, including:
  - 1 **Surface Option:**
    - L** Laminate
    - W** Wood
  - 2 **Edge Option:**
    - Laminate:
      - J** Edgeband
      - F** Knife
    - Wood:
      - K** Edgeband
      - U** Knife
  - 3 **Cutout:**
    - N** No Cutout
    - F** Center, Single-Sided/4 outlets (add **\$48.13** list)
    - J** Center, Single-Sided/6 outlets (add **\$48.13** list)
    - M** Center, Double-Sided/8 outlets (add **\$48.13** list)
    - Q** Center, Double-Sided/12 outlets (add **\$48.13** list)
  - 4 **Base and Wire Management Option:**
    - Base - No Power:
      - C** Casters (add **\$23.44** list) (29" (737mm) Height Only)
      - G** Glides
    - Base - Power Ready:
      - J** Casters (add **\$23.44** list) (29" (737mm) Height Only)
      - K** Glides
- 2) Laminate surface color or wood finish color.
- 3) Edgeband trim color (laminated only).
- 4) Base trim color.

**Note:** **\$66.18** upcharge list for Metallic trim colors.

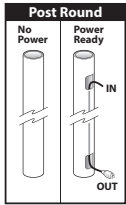
Height	Depth	Width	Number	①	②	③	④	HPL		Wood		B	U		
								A	F	A	U				
<b>Base — No Power — No Cutout</b>															
29" (737mm)	42" (1067mm)	42" (1067mm)	TCHP-4242-	■	S	E	4	\$1045.21	\$1390.08	\$1065.67	\$1410.54	\$1681.54	\$2163.67	\$1854.04	\$2400.34
	48" (1219mm)	48" (1219mm)	TCHP-4848-	■	S	E	4	1164.13	1549.80	1193.89	1579.56	2059.33	2719.44	2300.29	3053.66
	54" (1372mm)	54" (1372mm)	TCHP-5454-	■	S	E	4	1298.01	1724.48	1338.31	1764.78	2484.74	3352.23	2802.68	3797.50
	60" (1524mm)	60" (1524mm)	TCHP-6060-	■	S	E	4	1446.85	1914.12	1498.93	1966.20	2957.77	4063.01	3361.21	4632.97
<b>Base — Power Ready — No Cutout</b>															
29" (737mm)	42" (1067mm)	42" (1067mm)	TCHP-4242-	■	S	E	4	\$1073.70	\$1418.57	\$1094.16	\$1439.03	\$1710.03	\$2192.16	\$1882.53	\$2428.83
	48" (1219mm)	48" (1219mm)	TCHP-4848-	■	S	E	4	1192.62	1578.29	1222.38	1608.05	2087.82	2747.93	2328.78	3082.15
	54" (1372mm)	54" (1372mm)	TCHP-5454-	■	S	E	4	1326.50	1752.97	1366.80	1793.27	2513.23	3380.72	2831.17	3825.99
	60" (1524mm)	60" (1524mm)	TCHP-6060-	■	S	E	4	1475.34	1942.61	1527.42	1994.69	2986.26	4091.50	3389.70	4661.46



# Jive Table — Post Round Base Round



TORN-SNV  
Class JV



## Features

- Includes 1.18" (30mm) thick top, leg bases, adjustable glides or casters, and hardware.
- Standard table heights are 16" (406mm), 20" (508mm) and 29" (737mm).
- High-Pressure Laminate (HPL) top with knife edge or 3mm edgeband edges or wood veneer top with 3mm wood edgeband or knife edge.
- Bases are painted steel.
- Casters:
  - Two locking and two non-locking casters.
  - Standard in black.
- Glides:
  - 0.625" (16mm) adjustment.
  - Standard in black.
- Casters and glides are not interchangeable.
- Depth and width shown in nominal dimensions.
- Ships unassembled.

## Specification Tips

- **Specifying a cutout does not automatically include a Power Ready base.**
- Factory installed cutout is available for:
  - Specify the (F) option for a Center, Single-Sided/4 outlet Flip Top Unit
  - Specify the (J) option for a Center, Single-Sided/6 outlet Flip Top Unit
  - Specify the (M) option for a Center, Double-Sided/8 outlet Flip Top Unit
  - Specify the (Q) option for a Center, Double-Sided/12 outlet Flip Top Unit
- Power Ready Base:
  - Allows for cord management through one of the Post Extruded legs.
- **Powered leg location determined during installation.**
  - Casters and Glides:
    - Specify the (J) option for Casters on the Power Ready base (only available on 29" (737mm)H tables)
    - Specify the (K) option for Glides on the Power Ready base (available on 16" (406mm), 20" (508mm) and 29" (737mm)H tables)
  - Flip Top Unit circuit breaker plug will not fit in the Power Ready Base opening.**
- **Power cord length determines the distance to building power source.**
- Separately specified:
  - Horizontal and Vertical Wire Management
  - Power and Data Components
  - Accessories
- Refer to Specification Guide:
  - Accessory placement and compatibility.
  - Seating capacities and leg locations.
  - Information on electrical components compatible with factory cut opening.
  - Power Ready base cable capacity.
- Application may require approval of local authority having jurisdiction (AHJ); ensure compliance before placing orders and installation.

## To Order, Specify:

1) Product number, including:

### 1 Surface Option:

- L** Laminate
- W** Wood

### 2 Edge Option:

- Laminate:
- J** Edgeband
  - F** Knife

- Wood:
- K** Edgeband
  - U** Knife

### 3 Cutout:

- N** No Cutout
- F** Center, Single-Sided/4 outlets (add **\$48.13** list)
- J** Center, Single-Sided/6 outlets (add **\$48.13** list)
- M** Center, Double-Sided/8 outlets (add **\$48.13** list)
- Q** Center, Double-Sided/12 outlets (add **\$48.13** list)

### 4 Base and Wire Management Option:

Base - No Power:

- C** Casters (add **\$23.44** list) (29" (737mm) Height Only)
- G** Glides

Base - Power Ready:

- J** Casters (add **\$23.44** list) (29" (737mm) Height Only)
- K** Glides

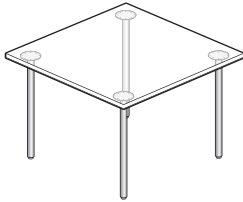
- 2) Laminate surface color or wood finish color.
- 3) Edgeband trim color (laminated only).
- 4) Base trim color.

**Note:** **\$66.18** upcharge list for Metallic trim colors.

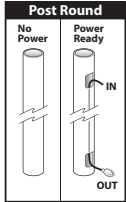
# Jive Table — Post Round Base Round

Height	Depth	Width	Number	① ② ③ ④	HPL				Wood			
					A	F	B	F	A	U	B	U
					J	F	J	F	K	U	K	U
<b>Base — No Power — No Cutout</b>												
16"(406mm)	24"(610mm)	24"(610mm)	TCRN-2424-	■ S ■ V ■ 1	\$ 537.03	\$ 759.50	\$ 629.96	\$ 852.43	\$ 964.35	\$ 1088.11	\$ 1047.32	\$ 1177.75
	30"(762mm)	30"(762mm)	TCRN-3030-	■ S ■ V ■ 1	611.07	874.34	709.58	972.85	1199.28	1413.13	1325.15	1559.87
	36"(914mm)	36"(914mm)	TCRN-3636-	■ S ■ V ■ 1	700.07	1004.14	805.40	1109.47	1481.83	1814.78	1659.12	2032.05
	42"(1067mm)	42"(1067mm)	TCRN-4242-	■ S ■ V ■ 1	804.03	1148.90	917.42	1262.29	1812.00	2294.13	2049.23	2595.53
	48"(1219mm)	48"(1219mm)	TCRN-4848-	■ S ■ V ■ 1	922.95	1308.62	1045.64	1431.31	2189.79	2849.90	2495.48	3248.85
20"(508mm)	24"(610mm)	24"(610mm)	TCRN-2424-	■ S ■ V ■ 2	\$ 537.03	\$ 759.50	\$ 629.96	\$ 852.43	\$ 964.35	\$ 1088.11	\$ 1047.32	\$ 1177.75
	30"(762mm)	30"(762mm)	TCRN-3030-	■ S ■ V ■ 2	611.07	874.34	709.58	972.85	1199.28	1413.13	1325.15	1559.87
	36"(914mm)	36"(914mm)	TCRN-3636-	■ S ■ V ■ 2	700.07	1004.14	805.40	1109.47	1481.83	1814.78	1659.12	2032.05
	42"(1067mm)	42"(1067mm)	TCRN-4242-	■ S ■ V ■ 2	804.03	1148.90	917.42	1262.29	1812.00	2294.13	2049.23	2595.53
	48"(1219mm)	48"(1219mm)	TCRN-4848-	■ S ■ V ■ 2	922.95	1308.62	1045.64	1431.31	2189.79	2849.90	2495.48	3248.85
29"(737mm)	30"(762mm)	30"(762mm)	TCRN-3030-	■ S ■ V ■ 4	\$ 611.07	\$ 874.34	\$ 709.58	\$ 972.85	\$ 1199.28	\$ 1413.13	\$ 1325.15	\$ 1559.87
	36"(914mm)	36"(914mm)	TCRN-3636-	■ S ■ V ■ 4	700.07	1004.14	805.40	1109.47	1481.83	1814.78	1659.12	2032.05
	42"(1067mm)	42"(1067mm)	TCRN-4242-	■ S ■ V ■ 4	804.03	1148.90	917.42	1262.29	1812.00	2294.13	2049.23	2595.53
	48"(1219mm)	48"(1219mm)	TCRN-4848-	■ S ■ V ■ 4	922.95	1308.62	1045.64	1431.31	2189.79	2849.90	2495.48	3248.85
	54"(1372mm)	54"(1372mm)	TCRN-5454-	■ S ■ V ■ 4	1056.83	1483.30	1190.06	1616.53	2615.20	3482.69	2997.87	3992.69
	60"(1524mm)	60"(1524mm)	TCRN-6060-	■ S ■ V ■ 4	1205.67	1672.94	1350.68	1817.95	3088.23	4193.47	3556.40	4828.16
<b>Base — Power Ready — No Cutout</b>												
16"(406mm)	24"(610mm)	24"(610mm)	TCRN-2424-	■ S ■ V ■ 1	\$ 565.52	\$ 787.99	\$ 658.45	\$ 880.92	\$ 992.84	\$ 1116.60	\$ 1075.81	\$ 1206.24
	30"(762mm)	30"(762mm)	TCRN-3030-	■ S ■ V ■ 1	639.56	902.83	738.07	1001.34	1227.77	1441.62	1353.64	1588.36
	36"(914mm)	36"(914mm)	TCRN-3636-	■ S ■ V ■ 1	728.56	1032.63	833.89	1137.96	1510.32	1843.27	1687.61	2060.54
	42"(1067mm)	42"(1067mm)	TCRN-4242-	■ S ■ V ■ 1	832.52	1177.39	945.91	1290.78	1840.49	2322.62	2077.72	2624.02
	48"(1219mm)	48"(1219mm)	TCRN-4848-	■ S ■ V ■ 1	951.44	1337.11	1074.13	1459.80	2218.28	2878.39	2523.97	3277.34
20"(508mm)	24"(610mm)	24"(610mm)	TCRN-2424-	■ S ■ V ■ 2	\$ 565.52	\$ 787.99	\$ 658.45	\$ 880.92	\$ 992.84	\$ 1116.60	\$ 1075.81	\$ 1206.24
	30"(762mm)	30"(762mm)	TCRN-3030-	■ S ■ V ■ 2	639.56	902.83	738.07	1001.34	1227.77	1441.62	1353.64	1588.36
	36"(914mm)	36"(914mm)	TCRN-3636-	■ S ■ V ■ 2	728.56	1032.63	833.89	1137.96	1510.32	1843.27	1687.61	2060.54
	42"(1067mm)	42"(1067mm)	TCRN-4242-	■ S ■ V ■ 2	832.52	1177.39	945.91	1290.78	1840.49	2322.62	2077.72	2624.02
	48"(1219mm)	48"(1219mm)	TCRN-4848-	■ S ■ V ■ 2	951.44	1337.11	1074.13	1459.80	2218.28	2878.39	2523.97	3277.34
29"(737mm)	30"(762mm)	30"(762mm)	TCRN-3030-	■ S ■ V ■ 4	\$ 639.56	\$ 902.83	\$ 738.07	\$ 1001.34	\$ 1227.77	\$ 1441.62	\$ 1353.64	\$ 1588.36
	36"(914mm)	36"(914mm)	TCRN-3636-	■ S ■ V ■ 4	728.56	1032.63	833.89	1137.96	1510.32	1843.27	1687.61	2060.54
	42"(1067mm)	42"(1067mm)	TCRN-4242-	■ S ■ V ■ 4	832.52	1177.39	945.91	1290.78	1840.49	2322.62	2077.72	2624.02
	48"(1219mm)	48"(1219mm)	TCRN-4848-	■ S ■ V ■ 4	951.44	1337.11	1074.13	1459.80	2218.28	2878.39	2523.97	3277.34
	54"(1372mm)	54"(1372mm)	TCRN-5454-	■ S ■ V ■ 4	1085.32	1511.79	1218.55	1645.02	2643.69	3511.18	3026.36	4021.18
	60"(1524mm)	60"(1524mm)	TCRN-6060-	■ S ■ V ■ 4	1234.16	1701.43	1379.17	1846.44	3116.72	4221.96	3584.89	4856.65

# Jive Table — Post Round Base Square



TORQ-SNV  
Class JV



## Features

- Includes 1.18" (30mm) thick top, leg bases, adjustable glides or casters, and hardware.
- High-Pressure Laminate (HPL) top with knife edge or 3mm edgeband edges or wood veneer top with 3mm wood edgeband or knife edge.
- Standard table heights are 16" (406mm), 20" (508mm) and 29" (737mm).
- Bases are painted steel.
- Casters:
  - Two locking and two non-locking casters.
  - Standard in black.
- Glides:
  - 0.625" (16mm) adjustment.
  - Standard in black.
- Casters and glides are not interchangeable.
- Depth and width shown in nominal dimensions.
- Ships unassembled.

## Specification Tips

- Edge choice allows a flat seam between tables.
- **Specifying a cutout does not automatically include a Power Ready base.**
- Factory installed cutout is available for:
  - Specify the (F) option for a Center, Single-Sided/4 outlet Flip Top Unit
  - Specify the (J) option for a Center, Single-Sided/6 outlet Flip Top Unit
  - Specify the (M) option for a Center, Double-Sided/8 outlet Flip Top Unit
  - Specify the (Q) option for a Center, Double-Sided/12 outlet Flip Top Unit
- Power Ready Base:
  - Allows for cord management through one of the Post Extruded legs.
- **Powered leg location determined during installation.**
  - Casters and Glides:
    - Specify the (J) option for Casters on the Power Ready base (only available on 29" (737mm)H tables)
    - Specify the (K) option for Glides on the Power Ready base (available on 16" (406mm), 20" (508mm) and 29" (737mm)H tables)
  - Flip Top Unit circuit breaker plug will not fit in the Power Ready Base opening.**
- **Power cord length determines the distance to building power source.**
- Separately specified:
  - Ganging Mechanism - Recommended for use with power between tables.
  - Horizontal and Vertical Wire Management
  - Power and Data Components
  - Accessories
- Refer to Specification Guide:
  - Accessory placement and compatibility.
  - Seating capacities and leg locations.
  - Information on electrical components compatible with factory cut opening.
  - Power Ready base cable capacity.
- Application may require approval of local authority having jurisdiction (AHJ); ensure compliance before placing orders and installation.

## To Order, Specify:

1) Product number, including:

### 1 Surface Option:

- L** Laminate
- W** Wood

### 2 Edge Option:

- Laminate:
- J** Edgeband
  - F** Knife

- Wood:
- K** Edgeband
  - U** Knife

### 3 Cutout:

- N** No Cutout
- F** Center, Single-Sided/4 outlets (add **\$48.13** list)
- J** Center, Single-Sided/6 outlets (add **\$48.13** list)
- M** Center, Double-Sided/8 outlets (add **\$48.13** list)
- Q** Center, Double-Sided/12 outlets (add **\$48.13** list)

### 4 Base and Wire Management Option:

Base - No Power:

- C** Casters (add **\$23.44** list) (29" (737mm) Height Only)
- G** Glides

Base - Power Ready:

- J** Casters (add **\$23.44** list) (29" (737mm) Height Only)
- K** Glides

2) Laminate surface color or wood finish color.

3) Edgeband trim color (laminated only).

4) Base trim color.

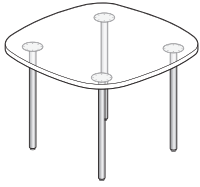
**Note:** **\$66.18** upcharge list for Metallic trim colors.

# Jive Table — Post Round Base Square

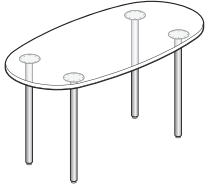
Height	Depth	Width	Number	① ② ③ ④	HPL		B		Wood		B		U
					A	F	J	F	A	U	K	U	
Base — No Power — No Cutout													
16"(406mm)	24"(610mm)	24"(610mm)	TCRQ-2424-	■ S ■ V ■ 1	\$ 537.03	\$ 759.50	\$ 629.96	\$ 852.43	\$ 964.35	\$ 1088.11	\$ 1047.32	\$ 1177.75	
	30"(762mm)	30"(762mm)	TCRQ-3030-	■ S ■ V ■ 1	611.07	874.34	709.58	972.85	1199.28	1413.13	1325.15	1559.87	
	36"(914mm)	36"(914mm)	TCRQ-3636-	■ S ■ V ■ 1	700.07	1004.14	805.40	1109.47	1481.83	1814.78	1659.12	2032.05	
	42"(1067mm)	42"(1067mm)	TCRQ-4242-	■ S ■ V ■ 1	804.03	1148.90	917.42	1262.29	1812.00	2294.13	2049.23	2595.53	
	48"(1219mm)	48"(1219mm)	TCRQ-4848-	■ S ■ V ■ 1	922.95	1308.62	1045.64	1431.31	2189.79	2849.90	2495.48	3248.85	
20"(508mm)	24"(610mm)	24"(610mm)	TCRQ-2424-	■ S ■ V ■ 2	\$ 537.03	\$ 759.50	\$ 629.96	\$ 852.43	\$ 964.35	\$ 1088.11	\$ 1047.32	\$ 1177.75	
	30"(762mm)	30"(762mm)	TCRQ-3030-	■ S ■ V ■ 2	611.07	874.34	709.58	972.85	1199.28	1413.13	1325.15	1559.87	
	36"(914mm)	36"(914mm)	TCRQ-3636-	■ S ■ V ■ 2	700.07	1004.14	805.40	1109.47	1481.83	1814.78	1659.12	2032.05	
	42"(1067mm)	42"(1067mm)	TCRQ-4242-	■ S ■ V ■ 2	804.03	1148.90	917.42	1262.29	1812.00	2294.13	2049.23	2595.53	
	48"(1219mm)	48"(1219mm)	TCRQ-4848-	■ S ■ V ■ 2	922.95	1308.62	1045.64	1431.31	2189.79	2849.90	2495.48	3248.85	
29"(737mm)	30"(762mm)	30"(762mm)	TCRQ-3030-	■ S ■ V ■ 4	\$ 611.07	\$ 874.34	\$ 709.58	\$ 972.85	\$ 1199.28	\$ 1413.13	\$ 1325.15	\$ 1559.87	
	36"(914mm)	36"(914mm)	TCRQ-3636-	■ S ■ V ■ 4	700.07	1004.14	805.40	1109.47	1481.83	1814.78	1659.12	2032.05	
	42"(1067mm)	42"(1067mm)	TCRQ-4242-	■ S ■ V ■ 4	804.03	1148.90	917.42	1262.29	1812.00	2294.13	2049.23	2595.53	
	48"(1219mm)	48"(1219mm)	TCRQ-4848-	■ S ■ V ■ 4	922.95	1308.62	1045.64	1431.31	2189.79	2849.90	2495.48	3248.85	
	54"(1372mm)	54"(1372mm)	TCRQ-5454-	■ S ■ V ■ 4	1056.83	1483.30	1190.06	1616.53	2615.20	3482.69	2997.87	3992.69	
	60"(1524mm)	60"(1524mm)	TCRQ-6060-	■ S ■ V ■ 4	1205.67	1672.94	1350.68	1817.95	3088.23	4193.47	3556.40	4828.16	
Base — Power Ready — No Cutout													
16"(406mm)	24"(610mm)	24"(610mm)	TCRQ-2424-	■ S ■ V ■ 1	\$ 565.52	\$ 787.99	\$ 658.45	\$ 880.92	\$ 992.84	\$ 1116.60	\$ 1075.81	\$ 1206.24	
	30"(762mm)	30"(762mm)	TCRQ-3030-	■ S ■ V ■ 1	639.56	902.83	738.07	1001.34	1227.77	1441.62	1353.64	1588.36	
	36"(914mm)	36"(914mm)	TCRQ-3636-	■ S ■ V ■ 1	728.56	1032.63	833.89	1137.96	1510.32	1843.27	1687.61	2060.54	
	42"(1067mm)	42"(1067mm)	TCRQ-4242-	■ S ■ V ■ 1	832.52	1177.39	945.91	1290.78	1840.49	2322.62	2077.72	2624.02	
	48"(1219mm)	48"(1219mm)	TCRQ-4848-	■ S ■ V ■ 1	951.44	1337.11	1074.13	1459.80	2218.28	2878.39	2523.97	3277.34	
20"(508mm)	24"(610mm)	24"(610mm)	TCRQ-2424-	■ S ■ V ■ 2	\$ 565.52	\$ 787.99	\$ 658.45	\$ 880.92	\$ 992.84	\$ 1116.60	\$ 1075.81	\$ 1206.24	
	30"(762mm)	30"(762mm)	TCRQ-3030-	■ S ■ V ■ 2	639.56	902.83	738.07	1001.34	1227.77	1441.62	1353.64	1588.36	
	36"(914mm)	36"(914mm)	TCRQ-3636-	■ S ■ V ■ 2	728.56	1032.63	833.89	1137.96	1510.32	1843.27	1687.61	2060.54	
	42"(1067mm)	42"(1067mm)	TCRQ-4242-	■ S ■ V ■ 2	832.52	1177.39	945.91	1290.78	1840.49	2322.62	2077.72	2624.02	
	48"(1219mm)	48"(1219mm)	TCRQ-4848-	■ S ■ V ■ 2	951.44	1337.11	1074.13	1459.80	2218.28	2878.39	2523.97	3277.34	
29"(737mm)	30"(762mm)	30"(762mm)	TCRQ-3030-	■ S ■ V ■ 4	\$ 639.56	\$ 902.83	\$ 738.07	\$ 1001.34	\$ 1227.77	\$ 1441.62	\$ 1353.64	\$ 1588.36	
	36"(914mm)	36"(914mm)	TCRQ-3636-	■ S ■ V ■ 4	728.56	1032.63	833.89	1137.96	1510.32	1843.27	1687.61	2060.54	
	42"(1067mm)	42"(1067mm)	TCRQ-4242-	■ S ■ V ■ 4	832.52	1177.39	945.91	1290.78	1840.49	2322.62	2077.72	2624.02	
	48"(1219mm)	48"(1219mm)	TCRQ-4848-	■ S ■ V ■ 4	951.44	1337.11	1074.13	1459.80	2218.28	2878.39	2523.97	3277.34	
	54"(1372mm)	54"(1372mm)	TCRQ-5454-	■ S ■ V ■ 4	1085.32	1511.79	1218.55	1645.02	2643.69	3511.18	3026.36	4021.18	
	60"(1524mm)	60"(1524mm)	TCRQ-6060-	■ S ■ V ■ 4	1234.16	1701.43	1379.17	1846.44	3116.72	4221.96	3584.89	4856.65	

# Jive Table — Post Round Base

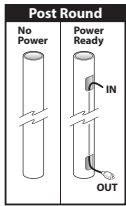
## Pebble



TCRP-4242-SNV  
(Symmetrical)



TCRP-3060-SNV  
(Asymmetrical)  
Class JV



### Features

- Includes 1.18" (30mm) thick top, leg bases, adjustable glides or casters, and hardware.
- Standard table heights are 16" (406mm), 20" (508mm) and 29" (737mm).
- High-Pressure Laminate (HPL) top with knife edge or 3mm edgeband edges or wood veneer top with 3mm wood edgeband or knife edge.
- Bases are painted steel.
- Casters:
  - Two locking and two non-locking casters.
  - Standard in black.
- Glides:
  - 0.625" (16mm) adjustment.
  - Standard in black.
- Casters and glides are not interchangeable.
- Depth and width shown in nominal dimensions.
- Ships unassembled.

### Specification Tips

- **Specifying a cutout does not automatically include a Power Ready base.**
- Factory installed cutout is available for:
  - Specify the (F) option for a Center, Single-Sided/4 outlet Flip Top Unit
  - Specify the (J) option for a Center, Single-Sided/6 outlet Flip Top Unit
  - Specify the (M) option for a Center, Double-Sided/8 outlet Flip Top Unit
  - Specify the (Q) option for a Center, Double-Sided/12 outlet Flip Top Unit
- Power Ready Base:
  - Allows for cord management through one of the Post Extruded legs.
- **Powered leg location determined during installation.**
  - Casters and Glides:
    - Specify the (J) option for Casters on the Power Ready base (only available on 29" (737mm)H tables)
    - Specify the (K) option for Glides on the Power Ready base (available on 16" (406mm), 20" (508mm) and 29" (737mm)H tables)
  - Flip Top Unit circuit breaker plug will not fit in the Power Ready Base opening.**
- **Power cord length determines the distance to building power source.**
- Separately specified:
  - Horizontal and Vertical Wire Management
  - Power and Data Components
  - Accessories
- Refer to Specification Guide:
  - Accessory placement and compatibility.
  - Seating capacities and leg locations.
  - Information on electrical components compatible with factory cut opening.
  - Power Ready base cable capacity.
- Application may require approval of local authority having jurisdiction (AHJ); ensure compliance before placing orders and installation.

### To Order, Specify:

1) Product number, including:

#### 1 Surface Option:

- L** Laminate
- W** Wood

#### 2 Edge Option:

- Laminate:
- J** Edgeband
  - F** Knife
- Wood:
- K** Edgeband
  - U** Knife

#### 3 Cutout:

- N** No Cutout
- F** Center, Single-Sided/4 outlets (add **\$48.13** list)
- J** Center, Single-Sided/6 outlets (add **\$48.13** list)
- M** Center, Double-Sided/8 outlets (add **\$48.13** list)
- Q** Center, Double-Sided/12 outlets (add **\$48.13** list)

#### 4 Base and Wire Management Option:

Base - No Power:

- C** Casters (add **\$23.44** list) (29" (737mm) Height Only)
- G** Glides

Base - Power Ready:

- J** Casters (add **\$23.44** list) (29" (737mm) Height Only)
- K** Glides

- 2) Laminate surface color or wood finish color.
- 3) Edgeband trim color (laminated only).
- 4) Base trim color.

**Note:** **\$66.18** upcharge list for Metallic trim colors.

# Jive Table — Post Round Base

## Pebble

Height	Depth	Width	Number	① ② ③ ④	HPL				Wood				
					A	F	B	F	A	U	B	U	
Symmetrical — Base — No Power — No Cutout													
16"(406mm)	24"(610mm)	24"(610mm)	TCRP-2424-	S V 1	\$ 537.03	\$ 759.50	\$ 629.96	\$ 852.43	\$ 964.35	\$ 1088.11	\$ 1047.32	\$ 1177.75	
	30"(762mm)	30"(762mm)	TCRP-3030-	S V 1	611.07	874.34	709.58	972.85	1199.28	1413.13	1325.15	1559.87	
	36"(914mm)	36"(914mm)	TCRP-3636-	S V 1	700.07	1004.14	805.40	1109.47	1481.83	1814.78	1659.12	2032.05	
	42"(1067mm)	42"(1067mm)	TCRP-4242-	S V 1	804.03	1148.90	917.42	1262.29	1812.00	2294.13	2049.23	2595.53	
	48"(1219mm)	48"(1219mm)	TCRP-4848-	S V 1	922.95	1308.62	1045.64	1431.31	2189.79	2849.90	2495.48	3248.85	
20"(508mm)	24"(610mm)	24"(610mm)	TCRP-2424-	S V 2	\$ 537.03	\$ 759.50	\$ 629.96	\$ 852.43	\$ 964.35	\$ 1088.11	\$ 1047.32	\$ 1177.75	
	30"(762mm)	30"(762mm)	TCRP-3030-	S V 2	611.07	874.34	709.58	972.85	1199.28	1413.13	1325.15	1559.87	
	36"(914mm)	36"(914mm)	TCRP-3636-	S V 2	700.07	1004.14	805.40	1109.47	1481.83	1814.78	1659.12	2032.05	
	42"(1067mm)	42"(1067mm)	TCRP-4242-	S V 2	804.03	1148.90	917.42	1262.29	1812.00	2294.13	2049.23	2595.53	
	48"(1219mm)	48"(1219mm)	TCRP-4848-	S V 2	922.95	1308.62	1045.64	1431.31	2189.79	2849.90	2495.48	3248.85	
29"(737mm)	30"(762mm)	30"(762mm)	TCRP-3030-	S V 4	\$ 611.07	\$ 874.34	\$ 709.58	\$ 972.85	\$ 1199.28	\$ 1413.13	\$ 1325.15	\$ 1559.87	
	36"(914mm)	36"(914mm)	TCRP-3636-	S V 4	700.07	1004.14	805.40	1109.47	1481.83	1814.78	1659.12	2032.05	
	42"(1067mm)	42"(1067mm)	TCRP-4242-	S V 4	804.03	1148.90	917.42	1262.29	1812.00	2294.13	2049.23	2595.53	
	48"(1219mm)	48"(1219mm)	TCRP-4848-	S V 4	922.95	1308.62	1045.64	1431.31	2189.79	2849.90	2495.48	3248.85	
	54"(1372mm)	54"(1372mm)	TCRP-5454-	S V 4	1056.83	1483.30	1190.06	1616.53	2615.20	3482.69	2997.87	3992.69	
	60"(1524mm)	60"(1524mm)	TCRP-6060-	S V 4	1205.67	1672.94	1350.68	1817.95	3088.23	4193.47	3556.40	4828.16	
Symmetrical — Base — Power Ready — No Cutout													
16"(406mm)	24"(610mm)	24"(610mm)	TCRP-2424-	S V 1	\$ 565.52	\$ 787.99	\$ 658.45	\$ 880.92	\$ 992.84	\$ 1116.60	\$ 1075.81	\$ 1206.24	
	30"(762mm)	30"(762mm)	TCRP-3030-	S V 1	639.56	902.83	738.07	1001.34	1227.77	1441.62	1353.64	1588.36	
	36"(914mm)	36"(914mm)	TCRP-3636-	S V 1	728.56	1032.63	833.89	1137.96	1510.32	1843.27	1687.61	2060.54	
	42"(1067mm)	42"(1067mm)	TCRP-4242-	S V 1	832.52	1177.39	945.91	1290.78	1840.49	2322.62	2077.72	2624.02	
	48"(1219mm)	48"(1219mm)	TCRP-4848-	S V 1	951.44	1337.11	1074.13	1459.80	2218.28	2878.39	2523.97	3277.34	
20"(508mm)	24"(610mm)	24"(610mm)	TCRP-2424-	S V 2	\$ 565.52	\$ 787.99	\$ 658.45	\$ 880.92	\$ 992.84	\$ 1116.60	\$ 1075.81	\$ 1206.24	
	30"(762mm)	30"(762mm)	TCRP-3030-	S V 2	639.56	902.83	738.07	1001.34	1227.77	1441.62	1353.64	1588.36	
	36"(914mm)	36"(914mm)	TCRP-3636-	S V 2	728.56	1032.63	833.89	1137.96	1510.32	1843.27	1687.61	2060.54	
	42"(1067mm)	42"(1067mm)	TCRP-4242-	S V 2	832.52	1177.39	945.91	1290.78	1840.49	2322.62	2077.72	2624.02	
	48"(1219mm)	48"(1219mm)	TCRP-4848-	S V 2	951.44	1337.11	1074.13	1459.80	2218.28	2878.39	2523.97	3277.34	
29"(737mm)	30"(762mm)	30"(762mm)	TCRP-3030-	S V 4	\$ 639.56	\$ 902.83	\$ 738.07	\$ 1001.34	\$ 1227.77	\$ 1441.62	\$ 1353.64	\$ 1588.36	
	36"(914mm)	36"(914mm)	TCRP-3636-	S V 4	728.56	1032.63	833.89	1137.96	1510.32	1843.27	1687.61	2060.54	
	42"(1067mm)	42"(1067mm)	TCRP-4242-	S V 4	832.52	1177.39	945.91	1290.78	1840.49	2322.62	2077.72	2624.02	
	48"(1219mm)	48"(1219mm)	TCRP-4848-	S V 4	951.44	1337.11	1074.13	1459.80	2218.28	2878.39	2523.97	3277.34	
	54"(1372mm)	54"(1372mm)	TCRP-5454-	S V 4	1085.32	1511.79	1218.55	1645.02	2643.69	3511.18	3026.36	4021.18	
	60"(1524mm)	60"(1524mm)	TCRP-6060-	S V 4	1234.16	1701.43	1379.17	1846.44	3116.72	4221.96	3584.89	4856.65	

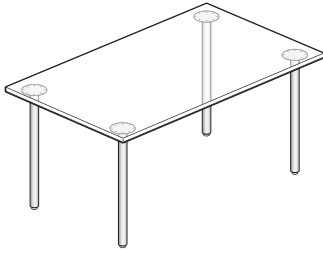
# Jive Table — Post Round Base

## Pebble

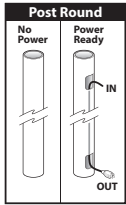
Height	Depth	Width	Number	① ② ③ ④	HPL				Wood			
					A	F	B	F	A	U	B	U
					J	F	J	F	K	U	K	U
<b>Asymmetrical — Base — No Power — No Cutout</b>												
16"(406mm)	30"(762mm)	48"(1219mm)	TCRP-3048-	S V 1	\$ 719.07	\$1024.44	\$ 831.22	\$ 1136.59	\$1680.90	\$2060.11	\$ 1905.20	\$ 2332.18
		60"(1524mm)	TCRP-3060-	S V 1	803.73	1169.00	922.08	1287.35	1949.30	2406.37	2222.89	2739.36
		72"(1829mm)	TCRP-3072-	S V 1	889.36	1320.40	1013.91	1444.95	2220.67	2763.24	2544.21	3158.95
	36"(914mm)	60"(1524mm)	TCRP-3660-	S V 1	\$ 881.89	\$ 1267.56	\$1006.44	\$ 1392.11	\$ 2197.72	\$ 2681.31	\$ 2516.19	\$ 3063.14
		72"(1829mm)	TCRP-3672-	S V 1	982.72	1435.63	1114.71	1567.62	2517.45	3088.45	2894.56	3541.97
20"(508mm)	30"(762mm)	48"(1219mm)	TCRP-3048-	S V 2	\$ 719.07	\$1024.44	\$ 831.22	\$ 1136.59	\$1680.90	\$2060.11	\$ 1905.20	\$ 2332.18
		60"(1524mm)	TCRP-3060-	S V 2	803.73	1169.00	922.08	1287.35	1949.30	2406.37	2222.89	2739.36
		72"(1829mm)	TCRP-3072-	S V 2	889.36	1320.40	1013.91	1444.95	2220.67	2763.24	2544.21	3158.95
	36"(914mm)	60"(1524mm)	TCRP-3660-	S V 2	\$ 881.89	\$ 1267.56	\$1006.44	\$ 1392.11	\$ 2197.72	\$ 2681.31	\$ 2516.19	\$ 3063.14
		72"(1829mm)	TCRP-3672-	S V 2	982.72	1435.63	1114.71	1567.62	2517.45	3088.45	2894.56	3541.97
29"(737mm)	30"(762mm)	48"(1219mm)	TCRP-3048-	S V 4	\$ 719.07	\$1024.44	\$ 831.22	\$ 1136.59	\$1680.90	\$2060.11	\$ 1905.20	\$ 2332.18
		60"(1524mm)	TCRP-3060-	S V 4	803.73	1169.00	922.08	1287.35	1949.30	2406.37	2222.89	2739.36
		72"(1829mm)	TCRP-3072-	S V 4	889.36	1320.40	1013.91	1444.95	2220.67	2763.24	2544.21	3158.95
	36"(914mm)	60"(1524mm)	TCRP-3660-	S V 4	\$ 881.89	\$ 1267.56	\$1006.44	\$ 1392.11	\$ 2197.72	\$ 2681.31	\$ 2516.19	\$ 3063.14
		72"(1829mm)	TCRP-3672-	S V 4	982.72	1435.63	1114.71	1567.62	2517.45	3088.45	2894.56	3541.97
	42"(1067mm)	72"(1829mm)	TCRP-4272-	S V 4	\$1076.09	\$1550.86	\$ 1215.52	\$1690.29	\$ 2814.24	\$ 3413.67	\$3244.91	\$3924.99
	48"(1219mm)	72"(1829mm)	TCRP-4872-	S V 4	\$1169.45	\$1666.09	\$ 1316.32	\$ 1812.96	\$ 3111.02	\$ 3738.88	\$3595.25	\$4308.02
<b>Asymmetrical — Base — Power Ready — No Cutout</b>												
16"(406mm)	30"(762mm)	48"(1219mm)	TCRP-3048-	S V 1	\$ 747.56	\$1052.93	\$ 859.71	\$ 1165.08	\$1709.39	\$2088.60	\$ 1933.69	\$ 2360.67
		60"(1524mm)	TCRP-3060-	S V 1	832.22	1197.49	950.57	1315.84	1977.79	2434.86	2251.38	2767.85
		72"(1829mm)	TCRP-3072-	S V 1	917.85	1348.89	1042.40	1473.44	2249.16	2791.73	2572.70	3187.44
	36"(914mm)	60"(1524mm)	TCRP-3660-	S V 1	\$ 910.38	\$1296.05	\$1034.93	\$1420.60	\$2226.21	\$ 2709.80	\$2544.68	\$ 3091.63
		72"(1829mm)	TCRP-3672-	S V 1	1011.21	1464.12	1143.20	1596.11	2545.94	3116.94	2923.05	3570.46
20"(508mm)	30"(762mm)	48"(1219mm)	TCRP-3048-	S V 2	\$ 747.56	\$1052.93	\$ 859.71	\$ 1165.08	\$1709.39	\$2088.60	\$ 1933.69	\$ 2360.67
		60"(1524mm)	TCRP-3060-	S V 2	832.22	1197.49	950.57	1315.84	1977.79	2434.86	2251.38	2767.85
		72"(1829mm)	TCRP-3072-	S V 2	917.85	1348.89	1042.40	1473.44	2249.16	2791.73	2572.70	3187.44
	36"(914mm)	60"(1524mm)	TCRP-3660-	S V 2	\$ 910.38	\$1296.05	\$1034.93	\$1420.60	\$2226.21	\$ 2709.80	\$2544.68	\$ 3091.63
		72"(1829mm)	TCRP-3672-	S V 2	1011.21	1464.12	1143.20	1596.11	2545.94	3116.94	2923.05	3570.46
29"(737mm)	30"(762mm)	48"(1219mm)	TCRP-3048-	S V 4	\$ 747.56	\$1052.93	\$ 859.71	\$ 1165.08	\$1709.39	\$2088.60	\$ 1933.69	\$ 2360.67
		60"(1524mm)	TCRP-3060-	S V 4	832.22	1197.49	950.57	1315.84	1977.79	2434.86	2251.38	2767.85
		72"(1829mm)	TCRP-3072-	S V 4	917.85	1348.89	1042.40	1473.44	2249.16	2791.73	2572.70	3187.44
	36"(914mm)	60"(1524mm)	TCRP-3660-	S V 4	\$ 910.38	\$1296.05	\$1034.93	\$1420.60	\$2226.21	\$ 2709.80	\$2544.68	\$ 3091.63
		72"(1829mm)	TCRP-3672-	S V 4	1011.21	1464.12	1143.20	1596.11	2545.94	3116.94	2923.05	3570.46
	42"(1067mm)	72"(1829mm)	TCRP-4272-	S V 4	\$1104.58	\$1579.35	\$1244.01	\$ 1718.78	\$2842.73	\$3442.16	\$3273.40	\$3953.48
	48"(1219mm)	72"(1829mm)	TCRP-4872-	S V 4	\$1197.94	\$1694.58	\$1344.81	\$ 1841.45	\$ 3139.51	\$ 3767.37	\$3623.74	\$4336.51

# Jive Table — Post Round Base

## Rectangle



TORA-SNV  
Class JV



### Features

- Includes 1.18" (30mm) thick top, leg bases, adjustable glides or casters, and hardware.
- Standard table heights are 16" (406mm), 20" (508mm) and 29" (737mm).
- High-Pressure Laminate (HPL) top with knife edge or 3mm edgeband edges or wood veneer top with 3mm wood edgeband or knife edge.
- Bases are painted steel.
- Casters:
  - Two locking and two non-locking casters.
  - Standard in black.
- Glides:
  - 0.625" (16mm) adjustment.
  - Standard in black.
- Casters and glides are not interchangeable.
- Depth and width shown in nominal dimensions.
- Ships unassembled.

### Specification Tips

- Edge choice allows a flat seam between tables.
- **Specifying a cutout does not automatically include a Power Ready base.**
- Factory installed cutout is available for:
  - Specify the (F) option for a Center, Single-Sided/4 outlet Flip Top Unit
  - Specify the (J) option for a Center, Single-Sided/6 outlet Flip Top Unit
  - Specify the (M) option for a Center, Double-Sided/8 outlet Flip Top Unit
  - Specify the (Q) option for a Center, Double-Sided/12 outlet Flip Top Unit
- Power Ready Base:
  - Allows for cord management through one of the Post Extruded legs.
- **Powered leg location determined during installation.**
  - Casters and Glides:
    - Specify the (J) option for Casters on the Power Ready base (only available on 29" (737mm)H tables)
    - Specify the (K) option for Glides on the Power Ready base (available on 16" (406mm), 20" (508mm) and 29" (737mm)H tables)
  - Flip Top Unit circuit breaker plug will not fit in the Power Ready Base opening.**
- **Power cord length determines the distance to building power source.**
- Separately specified:
  - Ganging Mechanism - Recommended for use with power between tables.
  - Horizontal and Vertical Wire Management
  - Power and Data Components
  - Accessories
- Refer to Specification Guide:
  - Accessory placement and compatibility.
  - Seating capacities and leg locations.
  - Information on electrical components compatible with factory cut opening.
  - Power Ready base cable capacity.
- Application may require approval of local authority having jurisdiction (AHJ); ensure compliance before placing orders and installation.

### To Order, Specify:

1) Product number, including:

#### 1 Surface Option:

- L** Laminate
- W** Wood

#### 2 Edge Option:

- Laminate:
- J** Edgeband
  - F** Knife
- Wood:
- K** Edgeband
  - U** Knife

#### 3 Cutout:

- N** No Cutout
- F** Center, Single-Sided/4 outlets (add **\$48.13** list)
- J** Center, Single-Sided/6 outlets (add **\$48.13** list)
- M** Center, Double-Sided/8 outlets (add **\$48.13** list)
- Q** Center, Double-Sided/12 outlets (add **\$48.13** list)

#### 4 Base and Wire Management Option:

- Base - No Power:
- C** Casters (add **\$23.44** list) (29" (737mm) Height Only)
  - G** Glides
- Base - Power Ready:
- J** Casters (add **\$23.44** list) (29" (737mm) Height Only)
  - K** Glides

- 2) Laminate surface color or wood finish color.
- 3) Edgeband trim color (laminate only).
- 4) Base trim color.

**Note:** **\$66.18** upcharge list for Metallic trim colors.



# Jive Table — Post Round Base Rectangle

Height	Depth	Width	Number	① ② ③ ④	HPL				Wood				
					A	F	B	F	A	U	B	U	
Base — No Power — No Cutout													
16"(406mm)	30"(762mm)	48"(1219mm)	TCRA-3048-	S V 1	\$ 719.07	\$1024.44	\$ 831.22	\$1136.59	\$1680.90	\$2060.11	\$ 1905.20	\$2332.18	
		54"(1372mm)	TCRA-3054-	S V 1	761.28	1095.86	876.53	1211.11	1814.73	2231.91	2063.59	2534.22	
		60"(1524mm)	TCRA-3060-	S V 1	803.73	1169.00	922.08	1287.35	1949.30	2406.37	2222.89	2739.36	
	36"(914mm)	60"(1524mm)	TCRA-3660-	S V 1	\$ 881.89	\$1267.56	\$1006.44	\$1392.11	\$ 2197.72	\$ 2681.31	\$ 2516.19	\$3063.14	
20"(508mm)	30"(762mm)	48"(1219mm)	TCRA-3048-	S V 2	\$ 719.07	\$1024.44	\$ 831.22	\$1136.59	\$1680.90	\$2060.11	\$ 1905.20	\$2332.18	
		54"(1372mm)	TCRA-3054-	S V 2	761.28	1095.86	876.53	1211.11	1814.73	2231.91	2063.59	2534.22	
		60"(1524mm)	TCRA-3060-	S V 2	803.73	1169.00	922.08	1287.35	1949.30	2406.37	2222.89	2739.36	
	36"(914mm)	60"(1524mm)	TCRA-3660-	S V 2	\$ 881.89	\$1267.56	\$1006.44	\$1392.11	\$ 2197.72	\$ 2681.31	\$ 2516.19	\$3063.14	
29"(737mm)	18"(457mm)	48"(1219mm)	TCRA-1848-	S V 4	\$ 593.15	N/A	\$ 695.38	N/A	\$1280.79	N/A	\$ 1432.69	N/A	
		54"(1372mm)	TCRA-1854-	S V 4	620.16	N/A	724.25	N/A	1366.25	N/A	1534.04	N/A	
		60"(1524mm)	TCRA-1860-	S V 4	647.41	N/A	753.36	N/A	1452.46	N/A	1636.29	N/A	
		66"(1676mm)	TCRA-1866-	S V 4	674.90	N/A	782.71	N/A	1539.41	N/A	1739.45	N/A	
24"(610mm)	36"(914mm)	48"(1219mm)	TCRA-2448-	S V 4	\$ 656.11	\$ 942.55	\$ 763.30	\$1049.74	\$1480.84	\$1835.44	\$1668.94	\$2067.64	
		54"(1372mm)	TCRA-2454-	S V 4	690.72	1005.64	800.39	1115.31	1590.49	1982.11	1798.81	2240.06	
		60"(1524mm)	TCRA-2460-	S V 4	725.57	1070.44	837.72	1182.59	1700.88	2131.43	1929.59	2415.58	
		66"(1676mm)	TCRA-2466-	S V 4	760.66	1136.95	875.29	1251.58	1812.01	2283.40	2061.27	2594.20	
30"(762mm)	36"(914mm)	48"(1219mm)	TCRA-3048-	S V 4	\$ 719.07	\$1024.44	\$ 831.22	\$1136.59	\$1680.90	\$2060.11	\$ 1905.20	\$2332.18	
		54"(1372mm)	TCRA-3054-	S V 4	761.28	1095.86	876.53	1211.11	1814.73	2231.91	2063.59	2534.22	
		60"(1524mm)	TCRA-3060-	S V 4	803.73	1169.00	922.08	1287.35	1949.30	2406.37	2222.89	2739.36	
		72"(1829mm)	TCRA-3072-	S V 4	889.36	1320.40	1013.91	1444.95	2220.67	2763.24	2544.21	3158.95	
36"(914mm)	60"(1524mm)	60"(1524mm)	TCRA-3660-	S V 4	\$ 881.89	\$1267.56	\$1006.44	\$1392.11	\$ 2197.72	\$ 2681.31	\$ 2516.19	\$3063.14	
		66"(1676mm)	TCRA-3666-	S V 4	932.19	1350.74	1060.46	1479.01	2357.22	2883.56	2704.92	3301.00	
		72"(1829mm)	TCRA-3672-	S V 4	982.72	1435.63	1114.71	1567.62	2517.45	3088.45	2894.56	3541.97	
		42"(1067mm)	60"(1524mm)	TCRA-4260-	S V 4	\$ 960.05	\$1366.12	\$1090.80	\$1496.87	\$2446.14	\$2956.25	\$2809.49	\$3386.92
48"(1219mm)	72"(1829mm)	72"(1829mm)	TCRA-4272-	S V 4	1076.09	1550.86	1215.52	1690.29	2814.24	3413.67	3244.91	3924.99	
		48"(1219mm)	72"(1829mm)	TCRA-4872-	S V 4	\$1169.45	\$1666.09	\$ 1316.32	\$ 1812.96	\$ 3111.02	\$ 3738.88	\$3595.25	\$4308.02

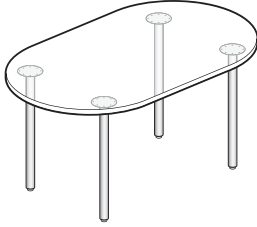
# Jive Table — Post Round Base

## Rectangle

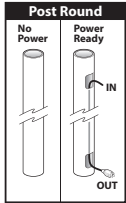
Height	Depth	Width	Number	① ② ③ ④	HPL		B		Wood		B		U	
					J	F	J	F	A	K	U	K	U	
<b>Base — Power Ready — No Cutout</b>														
16"(406mm)	30"(762mm)	48"(1219mm)	TCRA-3048-	S V 1	\$ 747.56	\$1052.93	\$ 859.71	\$ 1165.08	\$ 1709.39	\$2088.60	\$ 1933.69	\$2360.67		
		54"(1372mm)	TCRA-3054-	S V 1	789.77	1124.35	905.02	1239.60	1843.22	2260.40	2092.08	2562.71		
		60"(1524mm)	TCRA-3060-	S V 1	832.22	1197.49	950.57	1315.84	1977.79	2434.86	2251.38	2767.85		
	36"(914mm)	60"(1524mm)	TCRA-3660-	S V 1	\$ 910.38	\$1296.05	\$1034.93	\$1420.60	\$2226.21	\$2709.80	\$2544.68	\$ 3091.63		
20"(508mm)	30"(762mm)	48"(1219mm)	TCRA-3048-	S V 2	\$ 747.56	\$1052.93	\$ 859.71	\$ 1165.08	\$ 1709.39	\$2088.60	\$ 1933.69	\$2360.67		
		54"(1372mm)	TCRA-3054-	S V 2	789.77	1124.35	905.02	1239.60	1843.22	2260.40	2092.08	2562.71		
		60"(1524mm)	TCRA-3060-	S V 2	832.22	1197.49	950.57	1315.84	1977.79	2434.86	2251.38	2767.85		
	36"(914mm)	60"(1524mm)	TCRA-3660-	S V 2	\$ 910.38	\$1296.05	\$1034.93	\$1420.60	\$2226.21	\$2709.80	\$2544.68	\$ 3091.63		
29"(737mm)	18"(457mm)	48"(1219mm)	TCRA-1848-	S V 4	\$ 621.64	N/A	\$ 723.87	N/A	\$ 1309.28	N/A	\$ 1461.18	N/A		
		54"(1372mm)	TCRA-1854-	S V 4	648.65	N/A	752.74	N/A	1394.74	N/A	1562.53	N/A		
		60"(1524mm)	TCRA-1860-	S V 4	675.90	N/A	781.85	N/A	1480.95	N/A	1664.78	N/A		
		66"(1676mm)	TCRA-1866-	S V 4	703.39	N/A	811.20	N/A	1567.90	N/A	1767.94	N/A		
24"(610mm)	36"(914mm)	48"(1219mm)	TCRA-2436-	S V 4	\$ 616.10	\$ 850.00	\$ 718.33	\$ 952.23	\$ 1292.27	\$ 1578.55	\$ 1440.42	\$ 1760.59		
		42"(1067mm)	TCRA-2442-	S V 4	650.23	909.66	754.94	1014.37	1400.43	1719.91	1568.47	1926.81		
		48"(1219mm)	TCRA-2448-	S V 4	684.60	971.04	791.79	1078.23	1509.33	1863.93	1697.43	2096.13		
		54"(1372mm)	TCRA-2454-	S V 4	719.21	1034.13	828.88	1143.80	1618.98	2010.60	1827.30	2268.55		
30"(762mm)	36"(914mm)	60"(1524mm)	TCRA-2460-	S V 4	754.06	1098.93	866.21	1211.08	1729.37	2159.92	1958.08	2444.07		
		66"(1676mm)	TCRA-2466-	S V 4	789.15	1165.44	903.78	1280.07	1840.50	2311.89	2089.76	2622.69		
		72"(1829mm)	TCRA-2472-	S V 4	824.49	1233.66	941.60	1350.77	1952.38	2466.52	2222.36	2804.42		
		42"(1067mm)	TCRA-3036-	S V 4	\$ 663.86	\$ 915.21	\$ 769.81	\$ 1021.16	\$ 1443.96	\$ 1752.95	\$ 1619.62	\$ 1965.89		
36"(914mm)	60"(1524mm)	42"(1067mm)	TCRA-3042-	S V 4	705.59	983.22	814.64	1092.27	1576.31	1919.45	1776.20	2161.73		
		48"(1219mm)	TCRA-3048-	S V 4	747.56	1052.93	859.71	1165.08	1709.39	2088.60	1933.69	2360.67		
		54"(1372mm)	TCRA-3054-	S V 4	789.77	1124.35	905.02	1239.60	1843.22	2260.40	2092.08	2562.71		
		60"(1524mm)	TCRA-3060-	S V 4	832.22	1197.49	950.57	1315.84	1977.79	2434.86	2251.38	2767.85		
42"(1067mm)	60"(1524mm)	72"(1829mm)	TCRA-3072-	S V 4	917.85	1348.89	1042.40	1473.44	2249.16	2791.73	2572.70	3187.44		
		66"(1676mm)	TCRA-3666-	S V 4	\$ 910.38	\$1296.05	\$1034.93	\$1420.60	\$2226.21	\$2709.80	\$2544.68	\$ 3091.63		
		72"(1829mm)	TCRA-3672-	S V 4	1011.21	1464.12	1143.20	1596.11	2545.94	3116.94	2923.05	3570.46		
		72"(1829mm)	TCRA-4260-	S V 4	\$ 988.54	\$1394.61	\$ 1119.29	\$ 1525.36	\$ 2474.63	\$ 2984.74	\$ 2837.98	\$ 3415.41		
48"(1219mm)	72"(1829mm)	TCRA-4272-	S V 4	1104.58	1579.35	1244.01	1718.78	2842.73	3442.16	3273.40	3953.48			
		TCRA-4872-	S V 4	\$ 1197.94	\$1694.58	\$1344.81	\$ 1841.45	\$ 3139.51	\$ 3767.37	\$3623.74	\$ 4336.51			

# Jive Table — Post Round Base

## Racetrack



TCRT-SNV  
Class JV



### Features

- Includes 1.18" (30mm) thick top, leg bases, adjustable glides or casters, and hardware.
- Standard table heights are 16" (406mm), 20" (508mm) and 29" (737mm).
- High-Pressure Laminate (HPL) top with knife edge or 3mm edgeband edges or wood veneer top with 3mm wood edgeband or knife edge.
- Bases are painted steel.
- Casters:
  - Two locking and two non-locking casters.
  - Standard in black.
- Glides:
  - 0.625" (16mm) adjustment.
  - Standard in black.
- Casters and glides are not interchangeable.
- Depth and width shown in nominal dimensions.
- Ships unassembled.

### Specification Tips

- **Specifying a cutout does not automatically include a Power Ready base.**
- Factory installed cutout is available for:
  - Specify the (F) option for a Center, Single-Sided/4 outlet Flip Top Unit
  - Specify the (J) option for a Center, Single-Sided/6 outlet Flip Top Unit
  - Specify the (M) option for a Center, Double-Sided/8 outlet Flip Top Unit
  - Specify the (Q) option for a Center, Double-Sided/12 outlet Flip Top Unit
- Power Ready Base:
  - Allows for cord management through one of the Post Extruded legs.
- **Powered leg location determined during installation.**
  - Casters and Glides:
    - Specify the (J) option for Casters on the Power Ready base (only available on 29" (737mm)H tables)
    - Specify the (K) option for Glides on the Power Ready base (available on 16" (406mm), 20" (508mm) and 29" (737mm)H tables)
  - Flip Top Unit circuit breaker plug will not fit in the Power Ready Base opening.**
- **Power cord length determines the distance to building power source.**
- Separately specified:
  - Horizontal and Vertical Wire Management
  - Power and Data Components
  - Accessories
- Refer to Specification Guide:
  - Accessory placement and compatibility.
  - Seating capacities and leg locations.
  - Information on electrical components compatible with factory cut opening.
  - Power Ready base cable capacity.
- Application may require approval of local authority having jurisdiction (AHJ); ensure compliance before placing orders and installation.

### To Order, Specify:

1) Product number, including:

#### 1 Surface Option:

- L** Laminate
- W** Wood

#### 2 Edge Option:

- Laminate:
- J** Edgeband
  - F** Knife
- Wood:
- K** Edgeband
  - U** Knife

#### 3 Cutout:

- N** No Cutout
- F** Center, Single-Sided/4 outlets (add **\$48.13** list)
- J** Center, Single-Sided/6 outlets (add **\$48.13** list)
- M** Center, Double-Sided/8 outlets (add **\$48.13** list)
- Q** Center, Double-Sided/12 outlets (add **\$48.13** list)

#### 4 Base and Wire Management Option:

Base - No Power:

- C** Casters (add **\$23.44** list) (29" (737mm) Height Only)
- G** Glides

Base - Power Ready:

- J** Casters (add **\$23.44** list) (29" (737mm) Height Only)
- K** Glides

- 2) Laminate surface color or wood finish color.
- 3) Edgeband trim color (laminated only).
- 4) Base trim color.

**Note:** **\$66.18** upcharge list for Metallic trim colors.

# Jive Table — Post Round Base

## Racetrack

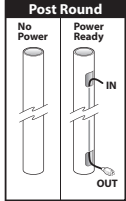
Height	Depth	Width	Number	① ② ③ ④	HPL				Wood				
					A	F	B	F	A	U	B	U	
Base — No Power — No Cutout													
16"(406mm)	30"(762mm)	48"(1219mm)	TCRT-3048-	S V 1	\$ 719.07	\$1024.44	\$ 831.22	\$1136.59	\$1680.90	\$2060.11	\$1905.20	\$2332.18	
		60"(1524mm)	TCRT-3060-	S V 1	803.73	1169.00	922.08	1287.35	1949.30	2406.37	2222.89	2739.36	
		72"(1829mm)	TCRT-3072-	S V 1	889.36	1320.40	1013.91	1444.95	2220.67	2763.24	2544.21	3158.95	
	36"(914mm)	60"(1524mm)	TCRT-3660-	S V 1	\$ 881.89	\$1267.56	\$1006.44	\$1392.11	\$ 2197.72	\$ 2681.31	\$ 2516.19	\$3063.14	
20"(508mm)	30"(762mm)	48"(1219mm)	TCRT-3048-	S V 2	\$ 719.07	\$1024.44	\$ 831.22	\$1136.59	\$1680.90	\$2060.11	\$1905.20	\$2332.18	
		60"(1524mm)	TCRT-3060-	S V 2	803.73	1169.00	922.08	1287.35	1949.30	2406.37	2222.89	2739.36	
		72"(1829mm)	TCRT-3072-	S V 2	889.36	1320.40	1013.91	1444.95	2220.67	2763.24	2544.21	3158.95	
	36"(914mm)	60"(1524mm)	TCRT-3660-	S V 2	\$ 881.89	\$1267.56	\$1006.44	\$1392.11	\$ 2197.72	\$ 2681.31	\$ 2516.19	\$3063.14	
29"(737mm)	30"(762mm)	48"(1219mm)	TCRT-3048-	S V 4	\$ 719.07	\$1024.44	\$ 831.22	\$1136.59	\$1680.90	\$2060.11	\$1905.20	\$2332.18	
		60"(1524mm)	TCRT-3060-	S V 4	803.73	1169.00	922.08	1287.35	1949.30	2406.37	2222.89	2739.36	
		72"(1829mm)	TCRT-3072-	S V 4	889.36	1320.40	1013.91	1444.95	2220.67	2763.24	2544.21	3158.95	
	36"(914mm)	60"(1524mm)	TCRT-3660-	S V 4	\$ 881.89	\$1267.56	\$1006.44	\$1392.11	\$ 2197.72	\$ 2681.31	\$ 2516.19	\$3063.14	
42"(1067mm)	72"(1829mm)	TCRT-4272-	S V 4	\$1076.09	\$1550.86	\$ 1215.52	\$1690.29	\$ 2814.24	\$ 3413.67	\$3244.91	\$3924.99		
		TCRT-4872-	S V 4	\$1169.45	\$1666.09	\$ 1316.32	\$ 1812.96	\$ 3111.02	\$ 3738.88	\$3595.25	\$4308.02		
	48"(1219mm)	72"(1829mm)	TCRT-4872-	S V 4	\$1169.45	\$1666.09	\$ 1316.32	\$ 1812.96	\$ 3111.02	\$ 3738.88	\$3595.25	\$4308.02	
		72"(1829mm)	TCRT-4872-	S V 4	\$1169.45	\$1666.09	\$ 1316.32	\$ 1812.96	\$ 3111.02	\$ 3738.88	\$3595.25	\$4308.02	
Base — Power Ready — No Cutout													
16"(406mm)	30"(762mm)	48"(1219mm)	TCRT-3048-	S V 1	\$ 747.56	\$1052.93	\$ 859.71	\$1165.08	\$1709.39	\$2088.60	\$1933.69	\$2360.67	
		60"(1524mm)	TCRT-3060-	S V 1	832.22	1197.49	950.57	1315.84	1977.79	2434.86	2251.38	2767.85	
		72"(1829mm)	TCRT-3072-	S V 1	917.85	1348.89	1042.40	1473.44	2249.16	2791.73	2572.70	3187.44	
	36"(914mm)	60"(1524mm)	TCRT-3660-	S V 1	\$ 910.38	\$1296.05	\$1034.93	\$1420.60	\$2226.21	\$ 2709.80	\$2544.68	\$3091.63	
20"(508mm)	30"(762mm)	48"(1219mm)	TCRT-3048-	S V 2	\$ 747.56	\$1052.93	\$ 859.71	\$1165.08	\$1709.39	\$2088.60	\$1933.69	\$2360.67	
		60"(1524mm)	TCRT-3060-	S V 2	832.22	1197.49	950.57	1315.84	1977.79	2434.86	2251.38	2767.85	
		72"(1829mm)	TCRT-3072-	S V 2	917.85	1348.89	1042.40	1473.44	2249.16	2791.73	2572.70	3187.44	
	36"(914mm)	60"(1524mm)	TCRT-3660-	S V 2	\$ 910.38	\$1296.05	\$1034.93	\$1420.60	\$2226.21	\$ 2709.80	\$2544.68	\$3091.63	
29"(737mm)	30"(762mm)	48"(1219mm)	TCRT-3048-	S V 4	\$ 747.56	\$1052.93	\$ 859.71	\$1165.08	\$1709.39	\$2088.60	\$1933.69	\$2360.67	
		60"(1524mm)	TCRT-3060-	S V 4	832.22	1197.49	950.57	1315.84	1977.79	2434.86	2251.38	2767.85	
		72"(1829mm)	TCRT-3072-	S V 4	917.85	1348.89	1042.40	1473.44	2249.16	2791.73	2572.70	3187.44	
	36"(914mm)	60"(1524mm)	TCRT-3660-	S V 4	\$ 910.38	\$1296.05	\$1034.93	\$1420.60	\$2226.21	\$ 2709.80	\$2544.68	\$3091.63	
42"(1067mm)	72"(1829mm)	TCRT-4272-	S V 4	\$1104.58	\$1579.35	\$1244.01	\$ 1718.78	\$2842.73	\$3442.16	\$3273.40	\$3953.48		
		TCRT-4872-	S V 4	\$1197.94	\$1694.58	\$1344.81	\$ 1841.45	\$ 3139.51	\$ 3767.37	\$3623.74	\$4336.51		
	48"(1219mm)	72"(1829mm)	TCRT-4872-	S V 4	\$1197.94	\$1694.58	\$1344.81	\$ 1841.45	\$ 3139.51	\$ 3767.37	\$3623.74	\$4336.51	
		72"(1829mm)	TCRT-4872-	S V 4	\$1197.94	\$1694.58	\$1344.81	\$ 1841.45	\$ 3139.51	\$ 3767.37	\$3623.74	\$4336.51	

# Jive Table — Post Round Base

## Trapezoid



TCTP-SNV  
Class JV



### Features

- Includes 1.18" (30mm) thick top, leg bases, adjustable glides or casters, and hardware.
- Standard table height is 29" (737mm).
- High-Pressure Laminate (HPL) top with knife edge or 3mm edgeband edges or wood veneer top with 3mm wood edgeband or knife edge.
- Bases are painted steel.
- Casters:
  - Two locking and two non-locking casters.
  - Standard in black.
- Glides:
  - 0.625" (16mm) adjustment.
  - Standard in black.
- Casters and glides are not interchangeable.
- Depth and width shown in nominal dimensions.
- Ships unassembled.

### Specification Tips

- Edge choice allows a flat seam between tables.
- **Specifying a cutout does not automatically include a Power Ready base.**
- Factory installed cutout is available for:
  - Specify the (F) option for a Center, Single-Sided/4 outlet Flip Top Unit
  - Specify the (J) option for a Center, Single-Sided/6 outlet Flip Top Unit
- Power Ready Base:
  - Allows for cord management through one of the Post Extruded legs.
- **Powered leg location determined during installation.**
  - Casters and Glides:
    - Specify the (J) option for Casters on the Power Ready base (only available on 29" (737mm)H tables)
    - Specify the (K) option for Glides on the Power Ready base (available on 29" (737mm)H tables)
  - **Flip Top Unit circuit breaker plug will not fit in the Power Ready Base opening.**
- **Power cord length determines the distance to building power source.**
- Separately specified:
  - Ganging Mechanism - Recommended for use with power between tables.
  - Horizontal and Vertical Wire Management
  - Power and Data Components
  - Accessories
- Refer to Specification Guide:
  - Accessory placement and compatibility.
  - Seating capacities and leg locations.
  - Information on electrical components compatible with factory cut opening.
  - Power Ready base cable capacity.
- Application may require approval of local authority having jurisdiction (AHJ); ensure compliance before placing orders and installation.

### To Order, Specify:

1) Product number, including:

#### 1 Surface Option:

- L** Laminate
- W** Wood

#### 2 Edge Option:

- Laminate:
- J** Edgeband
  - F** Knife

- Wood:
- K** Edgeband
  - U** Knife

#### 3 Cutout:

- N** No Cutout
- F** Center, Single-Sided/4 outlets (add **\$48.13** list)
- J** Center, Single-Sided/6 outlets (add **\$48.13** list)

#### 4 Base and Wire Management Option:

Base - No Power:

- C** Casters (add **\$23.44** list) (29" (737mm) Height Only)
- G** Glides

Base - Power Ready:

- J** Casters (add **\$23.44** list) (29" (737mm) Height Only)
- K** Glides

- Laminate surface color or wood finish color.
- Edgeband trim color (laminate only).
- Base trim color.

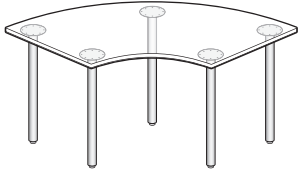
**Note:** **\$66.18** upcharge list for Metallic trim colors.

# Jive Table — Post Round Base

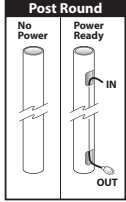
## Trapezoid

Height	Depth	Width	Number	① ② ③ ④	HPL				Wood			
					A	F	B	F	A	U	B	U
Base — No Power — No Cutout					J	F	J	F	K	U	K	U
29"(737mm)	24"(610mm)	48"(1219mm)	TCTP-2448-	■ ■ S V ■ 4	\$ 666.56	\$ 953.00	\$ 671.52	\$ 957.96	\$ 874.70	\$ 1229.30	\$ 934.17	\$ 1332.87
		54"(1372mm)	TCTP-2454-	■ ■ S V ■ 4	701.17	1016.09	708.61	1023.53	984.35	1375.97	1064.04	1505.29
		60"(1524mm)	TCTP-2460-	■ ■ S V ■ 4	736.02	1080.89	745.94	1090.81	1094.74	1525.29	1194.82	1680.81
		66"(1676mm)	TCTP-2466-	■ ■ S V ■ 4	771.11	1147.40	783.51	1159.80	1205.87	1677.26	1326.50	1859.43
		72"(1829mm)	TCTP-2472-	■ ■ S V ■ 4	806.45	1215.62	821.33	1230.50	1317.75	1831.89	1459.10	2041.16
30"(762mm)	60"(1524mm)	TCTP-3060-	■ ■ S V ■ 4	\$ 814.18	\$ 1179.45	\$ 830.30	\$ 1195.57	\$ 1343.16	\$ 1800.23	\$ 1488.12	\$ 2004.59	
		TCTP-3066-	■ ■ S V ■ 4	856.88	1254.30	876.10	1273.52	1478.47	1977.34	1648.33	2212.83	
		TCTP-3072-	■ ■ S V ■ 4	899.81	1330.85	922.13	1353.17	1614.53	2157.10	1809.44	2424.18	
36"(914mm)	84"(2134mm)	TCTP-3684-	■ ■ S V ■ 4	\$ 1094.98	\$ 1621.00	\$ 1132.18	\$ 1658.20	\$ 2234.02	\$ 2900.07	\$ 2541.79	\$ 3298.44	
Base — Power Ready — No Cutout					J	F	J	F	K	U	K	U
29"(737mm)	24"(610mm)	48"(1219mm)	TCTP-2448-	■ ■ S V ■ 4	\$ 695.05	\$ 981.49	\$ 700.01	\$ 986.45	\$ 903.19	\$ 1257.79	\$ 962.66	\$ 1361.36
		54"(1372mm)	TCTP-2454-	■ ■ S V ■ 4	729.66	1044.58	737.10	1052.02	1012.84	1404.46	1092.53	1533.78
		60"(1524mm)	TCTP-2460-	■ ■ S V ■ 4	764.51	1109.38	774.43	1119.30	1123.23	1553.78	1223.31	1709.30
		66"(1676mm)	TCTP-2466-	■ ■ S V ■ 4	799.60	1175.89	812.00	1188.29	1234.36	1705.75	1354.99	1887.92
		72"(1829mm)	TCTP-2472-	■ ■ S V ■ 4	834.94	1244.11	849.82	1258.99	1346.24	1860.38	1487.59	2069.65
30"(762mm)	60"(1524mm)	TCTP-3060-	■ ■ S V ■ 4	\$ 842.67	\$ 1207.94	\$ 858.79	\$ 1224.06	\$ 1371.65	\$ 1828.72	\$ 1516.61	\$ 2033.08	
		TCTP-3066-	■ ■ S V ■ 4	885.37	1282.79	904.59	1302.01	1506.96	2005.83	1676.82	2241.32	
		TCTP-3072-	■ ■ S V ■ 4	928.30	1359.34	950.62	1381.66	1643.02	2185.59	1837.93	2452.67	
36"(914mm)	84"(2134mm)	TCTP-3684-	■ ■ S V ■ 4	\$ 1123.47	\$ 1649.49	\$ 1160.67	\$ 1686.69	\$ 2262.51	\$ 2928.56	\$ 2570.28	\$ 3326.93	

# Jive Table — Post Round Base Crescent



TCCN-SNV  
Class JV



### Features

- Includes 1.18" (30mm) thick top, leg bases, adjustable glides or casters, and hardware.
- Standard table height is 29" (737mm).
- High-Pressure Laminate (HPL) top with knife edge or 3mm edgeband edges or wood veneer top with 3mm wood edgeband or knife edge.
- Bases are painted steel.
- Casters:
  - Three locking and three non-locking casters.
  - Standard in black.
- Glides:
  - 0.625" (16mm) adjustment.
  - Standard in black.
- Casters and glides are not interchangeable.
- Depth and width shown in nominal dimensions.
- Ships unassembled.

### Specification Tips

- Edge choice allows a flat seam between tables.
- **Specifying a cutout does not automatically include a Power Ready base.**
- Factory installed cutout is available for:
  - Specify the (F) option for a Center, Single-Sided/4 outlet Flip Top Unit
  - Specify the (J) option for a Center, Single-Sided/6 outlet Flip Top Unit
- Power Ready Base:
  - Allows for cord management through one of the Post Extruded legs.
- **Powered leg location determined during installation.**
  - Casters and Glides:
    - Specify the (J) option for Casters on the Power Ready base (only available on 29" (737mm)H tables)
    - Specify the (K) option for Glides on the Power Ready base (available on 29" (737mm)H tables)
  - **Flip Top Unit circuit breaker plug will not fit in the Power Ready Base opening.**
- **Power cord length determines the distance to building power source.**
- Separately specified:
  - Ganging Mechanism - Recommended for use with power between tables.
  - Horizontal and Vertical Wire Management
  - Power and Data Components
  - Accessories
- Refer to Specification Guide:
  - Accessory placement and compatibility.
  - Seating capacities and leg locations.
  - Information on electrical components compatible with factory cut opening.
  - Power Ready base cable capacity.
- Application may require approval of local authority having jurisdiction (AHJ); ensure compliance before placing orders and installation.

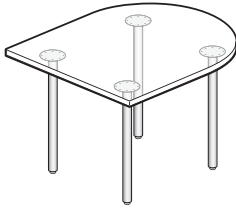
### To Order, Specify:

- Product number, including:
    - Surface Option:**
      - L** Laminate
      - W** Wood
    - Edge Option:**
      - Laminate:
        - J** Edgeband
        - F** Knife
      - Wood:
        - K** Edgeband
        - U** Knife
    - Cutout:**
      - N** No Cutout
      - F** Center, Single-Sided/4 outlets (add **\$48.13** list)
      - J** Center, Single-Sided/6 outlets (add **\$48.13** list)
    - Base and Wire Management Option:**
      - Base - No Power:
        - C** Casters (add **\$23.44** list) (29" (737mm) Height Only)
        - G** Glides
      - Base - Power Ready:
        - J** Casters (add **\$23.44** list) (29" (737mm) Height Only)
        - K** Glides
  - Laminate surface color or wood finish color.
  - Edgeband trim color (laminated only).
  - Base trim color.
- Note:** **\$66.18** upcharge list for Metallic trim colors.

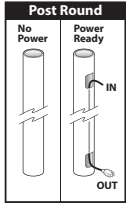
Depth	Width	Number	①	②	③	④	HPL		Wood		B	U		
							A	F	A	B				
<b>Base — No Power — No Cutout</b>														
24" (610mm)	60" (1524mm)	TCCN-2460-	S	V	4		\$ 767.42	\$ 1112.29	\$ 777.34	\$ 1122.21	\$ 1126.14	\$ 1556.69	\$ 1226.22	\$ 1712.21
30" (762mm)	72" (1829mm)	TCCN-3072-	S	V	4		931.21	1362.25	953.53	1384.57	1645.93	2188.50	1840.84	2455.58
36" (914mm)	84" (2134mm)	TCCN-3684-	S	V	4		1126.38	1652.40	1163.58	1689.60	2265.42	2931.47	2573.19	3329.84
<b>Base — Power Ready — No Cutout</b>														
24" (610mm)	60" (1524mm)	TCCN-2460-	S	V	4		\$ 795.91	\$ 1140.78	\$ 805.83	\$ 1150.70	\$ 1154.63	\$ 1585.18	\$ 1254.71	\$ 1740.70
30" (762mm)	72" (1829mm)	TCCN-3072-	S	V	4		959.70	1390.74	982.02	1413.06	1674.42	2216.99	1869.33	2484.07
36" (914mm)	84" (2134mm)	TCCN-3684-	S	V	4		1154.87	1680.89	1192.07	1718.09	2293.91	2959.96	2601.68	3358.33

# Jive Table — Post Round Base

## Half Racetrack



TCHT  
Class JV



### Features

- Includes 1.18" (30mm) thick top, leg bases, adjustable glides or casters, and hardware.
- Standard table height is 29" (737mm).
- High-Pressure Laminate (HPL) top with knife edge or 3mm edgeband edges or wood veneer top with 3mm wood edgeband or knife edge.
- Bases are painted steel.
- Casters:
  - Two locking and two non-locking casters.
  - Standard in black.
- Glides:
  - 0.625" (16mm) adjustment.
  - Standard in black.
- Casters and glides are not interchangeable.
- Depth and width shown in nominal dimensions.
- Ships unassembled.

### Specification Tips

**Edge choice allows a flat seam between tables.**

**Specifying a cutout does not automatically include a Power Ready base.**

### Factory installed cutout is available for:

- Specify the (F) option for a Center, Single-Sided/4 outlet Flip Top Unit
- Specify the (J) option for a Center, Single-Sided/6 outlet Flip Top Unit
- Specify the (M) option for a Center, Double-Sided/8 outlet Flip Top Unit
- Specify the (Q) option for a Center, Double-Sided/12 outlet Flip Top Unit
- Power Ready Base:
  - Allows for cord management through one of the Post Extruded legs.
- **Powered leg location determined during installation.**
  - Casters and Glides:
    - Specify the (J) option for Casters on the Power Ready base (only available on 29" (737mm) H tables)
    - Specify the (K) option for Glides on the Power Ready base (available on 29" (737mm) H tables)
  - Flip Top Unit circuit breaker plug will not fit in the Power Ready Base opening.**
- **Power cord length determines the distance to building power source.**
- Separately specified:
  - Ganging Mechanism - Recommended for use with power between tables.
  - Horizontal and Vertical Wire Management
  - Power and Data Components
  - Accessories
- Refer to Specification Guide:
  - Accessory placement and compatibility.
  - Seating capacities and leg locations.
  - Information on electrical components compatible with factory cut opening.
  - Power Ready base cable capacity.
- Application may require approval of local authority having jurisdiction (AHJ); ensure compliance before placing orders and installation.

### To Order, Specify:

1) Product number, including:

#### 1 Surface Option:

- L** Laminate
- W** Wood

#### 2 Edge Option:

- Laminate:
- J** Edgeband
  - F** Knife
- Wood:
- K** Edgeband
  - U** Knife

#### 3 Cutout:

- N** No Cutout
- F** Center, Single-Sided/4 outlets (add **\$48.13** list)
- J** Center, Single-Sided/6 outlets (add **\$48.13** list)
- M** Center, Double-Sided/8 outlets (add **\$48.13** list)
- Q** Center, Double-Sided/12 outlets (add **\$48.13** list)

#### 4 Base and Wire Management Option:

- Base - No Power:
- C** Casters (add **\$23.44** list) (29" (737mm) Height Only)
  - G** Glides
- Base - Power Ready:
- J** Casters (add **\$23.44** list) (29" (737mm) Height Only)
  - K** Glides

- Laminate surface color or wood finish color.
- Edgeband trim color (laminated only).
- Base trim color.

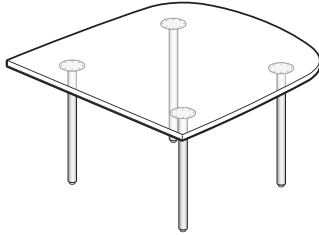
**Note:** **\$66.18** upcharge list for Metallic trim colors.

Height	Depth	Width	Number	①	②	③	④	HPL		Wood					
								A	F	A	B				
								J	F	K	U				
<b>Base — No Power — No Cutout</b>															
29" (737mm)	42" (1067mm)	42" (1067mm)	TCHT-4242-	■	S	V	4	\$550.75	\$ 895.62	\$ 571.21	\$ 916.08	\$ 1187.08	\$ 1669.21	\$ 1359.58	\$ 1905.88
	48" (1219mm)	48" (1219mm)	TCHT-4848-	■	S	V	4	669.67	1055.34	699.43	1085.10	1564.87	2224.98	1805.83	2559.20
	54" (1372mm)	54" (1372mm)	TCHT-5454-	■	S	V	4	803.55	1230.02	843.85	1270.32	1990.28	2857.77	2308.22	3303.04
	60" (1524mm)	60" (1524mm)	TCHT-6060-	■	S	V	4	952.39	1419.66	1004.47	1471.74	2463.31	3568.55	2866.75	4138.51
<b>Base — Power Ready — No Cutout</b>															
29" (737mm)	42" (1067mm)	42" (1067mm)	TCHT-4242-	■	S	V	4	\$579.24	\$ 924.11	\$ 599.70	\$ 944.57	\$ 1215.57	\$ 1697.70	\$ 1388.07	\$ 1934.37
	48" (1219mm)	48" (1219mm)	TCHT-4848-	■	S	V	4	698.16	1083.83	727.92	1113.59	1593.36	2253.47	1834.32	2587.69
	54" (1372mm)	54" (1372mm)	TCHT-5454-	■	S	V	4	832.04	1258.51	872.34	1298.81	2018.77	2886.26	2336.71	3331.53
	60" (1524mm)	60" (1524mm)	TCHT-6060-	■	S	V	4	980.88	1448.15	1032.96	1500.23	2491.80	3597.04	2895.24	4167.00

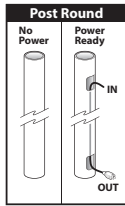


# Jive Table — Post Round Base

## Half Pebble



TCHP  
Class JV



### Features

- Includes 1.18" (30mm) thick top, leg bases, adjustable glides or casters, and hardware.
- Standard table height is 29" (737mm).
- High-Pressure Laminate (HPL) top with knife edge or 3mm edgeband edges or wood veneer top with 3mm wood edgeband or knife edge.
- Bases are painted steel.
- Casters:
  - Two locking and two non-locking casters.
  - Standard in black.
- Glides:
  - 0.625" (16mm) adjustment.
  - Standard in black.
- Casters and glides are not interchangeable.
- Depth and width shown in nominal dimensions.
- Ships unassembled.

### Specification Tips

- Edge choice allows a flat seam between tables.
- **Specifying a cutout does not automatically include a Power Ready base.**
- Factory installed cutout is available for:
  - Specify the (F) option for a Center, Single-Sided/4 outlet Flip Top Unit
  - Specify the (J) option for a Center, Single-Sided/6 outlet Flip Top Unit
  - Specify the (M) option for a Center, Double-Sided/8 outlet Flip Top Unit
  - Specify the (Q) option for a Center, Double-Sided/12 outlet Flip Top Unit
- Power Ready Base:
  - Allows for cord management through one of the Post Extruded legs.
- **Powered leg location determined during installation.**
  - Casters and Glides:
    - Specify the (J) option for Casters on the Power Ready base (only available on 29" (737mm)H tables)
    - Specify the (K) option for Glides on the Power Ready base (available on 29" (737mm)H tables)
- **Flip Top Unit circuit breaker plug will not fit in the Power Ready Base opening.**
- **Power cord length determines the distance to building power source.**
- Separately specified:
  - Ganging Mechanism - Recommended for use with power between tables.
  - Horizontal and Vertical Wire Management
  - Power and Data Components
  - Accessories
- Refer to Specification Guide:
- Accessory placement and compatibility.
- Seating capacities and leg locations.
- Information on electrical components compatible with factory cut opening.
- Power Ready base cable capacity.
- Application may require approval of local authority having jurisdiction (AHJ); ensure compliance before placing orders and installation.

### To Order, Specify:

1) Product number, including:

#### 1 Surface Option:

- L** Laminate
- W** Wood

#### 2 Edge Option:

- Laminate:
- J** Edgeband
  - F** Knife

- Wood:
- K** Edgeband
  - U** Knife

#### 3 Cutout:

- N** No Cutout
- F** Center, Single-Sided/4 outlets (add **\$48.13** list)
- J** Center, Single-Sided/6 outlets (add **\$48.13** list)
- M** Center, Double-Sided/8 outlets (add **\$48.13** list)
- Q** Center, Double-Sided/12 outlets (add **\$48.13** list)

#### 4 Base and Wire Management Option:

- Base - No Power:
- C** Casters (add **\$23.44** list) (29" (737mm) Height Only)
  - G** Glides
- Base - Power Ready:
- J** Casters (add **\$23.44** list) (29" (737mm) Height Only)
  - K** Glides

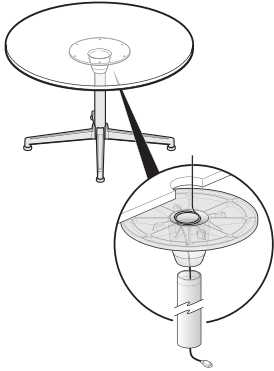
- 2) Laminate surface color or wood finish color.
- 3) Edgeband trim color (laminated only).
- 4) Base trim color.

**Note:** **\$66.18** upcharge list for Metallic trim colors.

Height	Depth	Width	Number	①	②	③	④	HPL				Wood				
								A	F	J	F	A	U	B	U	
<b>Base — No Power — No Cutout</b>																
29" (737mm)	42" (1067mm)	42" (1067mm)	TCHP-4242-	■	■	■	■	4	\$550.75	\$ 895.62	\$ 571.21	\$ 916.08	\$ 1187.08	\$ 1669.21	\$ 1359.58	\$ 1905.88
	48" (1219mm)	48" (1219mm)	TCHP-4848-	■	■	■	■	4	669.67	1055.34	699.43	1085.10	1564.87	2224.98	1805.83	2559.20
	54" (1372mm)	54" (1372mm)	TCHP-5454-	■	■	■	■	4	803.55	1230.02	843.85	1270.32	1990.28	2857.77	2308.22	3303.04
	60" (1524mm)	60" (1524mm)	TCHP-6060-	■	■	■	■	4	952.39	1419.66	1004.47	1471.74	2463.31	3568.55	2866.75	4138.51
<b>Base — Power Ready — No Cutout</b>																
29" (737mm)	42" (1067mm)	42" (1067mm)	TCHP-4242-	■	■	■	■	4	\$579.24	\$ 924.11	\$ 599.70	\$ 944.57	\$ 1215.57	\$ 1697.70	\$ 1388.07	\$ 1934.37
	48" (1219mm)	48" (1219mm)	TCHP-4848-	■	■	■	■	4	698.16	1083.83	727.92	1113.59	1593.36	2253.47	1834.32	2587.69
	54" (1372mm)	54" (1372mm)	TCHP-5454-	■	■	■	■	4	832.04	1258.51	872.34	1298.81	2018.77	2886.26	2336.71	3331.53
	60" (1524mm)	60" (1524mm)	TCHP-6060-	■	■	■	■	4	980.88	1448.15	1032.96	1500.23	2491.80	3597.04	2895.24	4167.00

# Jive Table — X-Base

## Round



(Base — Power Ready)



TORN-SNXF  
(Base — No Power)  
Class JV

### Features

- Includes 1.18" (30mm) thick standard top, base, adjustable glides or casters and hardware.
- Standard table heights are 16" (406mm), 20" (508mm), 29" (737mm), 36" (914mm) and 42" (1067mm).
- High-Pressure Laminate (HPL) top with knife edge or 3mm edgeband edges or wood veneer top with 3mm wood edgeband or knife edge.
- Casters:
  - Two locking and two non-locking casters.
  - Standard in black.
- Glides:
  - 0.625" (16mm) adjustment.
  - Standard in black.
- Casters and glides are not interchangeable.
- Ships unassembled.

### Specification Tips

- Base Sizes:
  - 24" (610mm) tops include 22" (559mm) X-Base
  - 30" (762mm) tops include 28" (711mm) X-Base
  - 36" (914mm) tops include 31" (787mm) X-Base
  - 42" (1067mm) tops include 37" (940mm) X-Base
  - 48" (1219mm) tops include 37" (940mm) X-Base
- **Specifying a cutout does not automatically include a Power Ready base.**
- Factory installed cutout is available for:
  - Specify the (R) option for a Centered, Flush Mount Power - Round
- Power Ready Base:
  - Allows for cord management through the X-Base.
  - Casters and Glides:
    - Specify the (J) option for Casters on the Power Ready base (available 29" (737mm), 36" (914mm), and 42" (1067mm)H tables)
    - Specify the (K) option for Glides on the Power Ready base (available 29" (737mm), 36" (914mm), and 42" (1067mm)H tables)
- **Power cord length determines the distance to building power source.**
- Separately specified:
  - Horizontal and Vertical Wire Management
  - Power and Data Components
  - Accessories
- Refer to Specification Guide:
  - Accessory placement and compatibility.
  - Seating capacities and base location.
  - Information on electrical components compatible with factory cut opening.
  - Power Ready base cable capacity.
- Application may require approval of local authority having jurisdiction (AHJ); ensure compliance before placing orders and installation.

### To Order, Specify:

1) Product number, including:

#### 1 Surface Option:

- L** Laminate
- W** Wood

#### 2 Edge Option:

- Laminate:
- J** Edgeband
  - F** Knife

- Wood:
- K** Edgeband
  - U** Knife

#### 3 Cutout Option:

- N** No Cutout  
(No Power or Power Ready)
- R** 3" (76mm) Cutout (Power Ready base option only, add \$48.13 list)

#### 4 Base and Wire Management Option:

- Base — No Power:
- C** Casters (add \$23.44 list)
  - G** Glides

- Base — Power Ready:
- J** Casters (add \$23.44 list)
  - K** Glides

#### 5 Base Finish Option:

- A** Painted
- B** Polished (add \$66.68 list)

- 2) Laminate surface color or wood finish color.
- 3) Edgeband trim color (laminated only).
- 4) Base trim color.

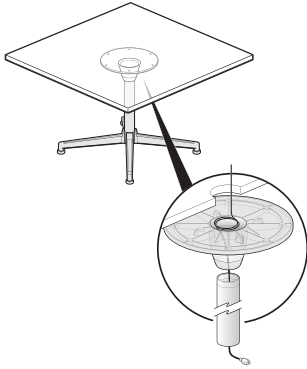
**Note:** \$66.18 upcharge list for Metallic trim colors.

# Jive Table — X-Base

## Round

Height	Depth	Width	Number	① ② ③ ④ ⑤	HPL		B		Wood		B		U	
					A	F	J	F	A	U	K	U		
Base — No Power														
16"(406mm)	24"(610mm)	24"(610mm)	TCRN-2424-	SNXG1	\$ 678.62	\$ 901.09	\$ 771.55	\$ 994.02	\$ 1105.94	\$ 1229.70	\$ 1188.91	\$ 1319.34		
	30"(762mm)	30"(762mm)	TCRN-3030-	SNXG1	752.66	1015.93	851.17	1114.44	1340.87	1554.72	1466.74	1701.46		
	36"(914mm)	36"(914mm)	TCRN-3636-	SNXG1	841.66	1145.73	946.99	1251.06	1623.42	1956.37	1800.71	2173.64		
	42"(1067mm)	42"(1067mm)	TCRN-4242-	SNXG1	945.62	1290.49	1059.01	1403.88	1953.59	2435.72	2190.82	2737.12		
	48"(1219mm)	48"(1219mm)	TCRN-4848-	SNXG1	1064.54	1450.21	1187.23	1572.90	2331.38	2991.49	2637.07	3390.44		
20"(508mm)	24"(610mm)	24"(610mm)	TCRN-2424-	SNXG2	\$ 686.32	\$ 908.79	\$ 779.25	\$ 1001.72	\$ 1113.64	\$ 1237.40	\$ 1196.61	\$ 1327.04		
	30"(762mm)	30"(762mm)	TCRN-3030-	SNXG2	760.36	1023.63	858.87	1122.14	1348.57	1562.42	1474.44	1709.16		
	36"(914mm)	36"(914mm)	TCRN-3636-	SNXG2	849.36	1153.43	954.69	1258.76	1631.12	1964.07	1808.41	2181.34		
	42"(1067mm)	42"(1067mm)	TCRN-4242-	SNXG2	953.32	1298.19	1066.71	1411.58	1961.29	2443.42	2198.52	2744.82		
	48"(1219mm)	48"(1219mm)	TCRN-4848-	SNXG2	1072.24	1457.91	1194.93	1580.60	2339.08	2999.19	2644.77	3398.14		
29"(737mm)	24"(610mm)	24"(610mm)	TCRN-2424-	SNX 4	\$ 709.30	\$ 931.77	\$ 802.23	\$ 1024.70	\$ 1136.62	\$ 1260.38	\$ 1219.59	\$ 1350.02		
	30"(762mm)	30"(762mm)	TCRN-3030-	SNX 4	783.34	1046.61	881.85	1145.12	1371.55	1585.40	1497.42	1732.14		
	36"(914mm)	36"(914mm)	TCRN-3636-	SNX 4	872.34	1176.41	977.67	1281.74	1654.10	1987.05	1831.39	2204.32		
	42"(1067mm)	42"(1067mm)	TCRN-4242-	SNX 4	976.30	1321.17	1089.69	1434.56	1984.27	2466.40	2215.50	2767.80		
	48"(1219mm)	48"(1219mm)	TCRN-4848-	SNX 4	1095.22	1480.89	1217.91	1603.58	2362.06	3022.17	2667.75	3421.12		
36"(914mm)	24"(610mm)	24"(610mm)	TCRN-2424-	SNX 6	\$ 702.31	\$ 924.78	\$ 795.24	\$ 1017.71	\$ 1129.63	\$ 1253.39	\$ 1212.60	\$ 1343.03		
	30"(762mm)	30"(762mm)	TCRN-3030-	SNX 6	776.35	1039.62	874.86	1138.13	1364.56	1578.41	1490.43	1725.15		
	36"(914mm)	36"(914mm)	TCRN-3636-	SNX 6	865.35	1169.42	970.68	1274.75	1647.11	1980.06	1824.40	2197.33		
	42"(1067mm)	42"(1067mm)	TCRN-4242-	SNX 6	969.31	1314.18	1082.70	1427.57	1977.28	2459.41	2214.51	2760.81		
	48"(1219mm)	48"(1219mm)	TCRN-4848-	SNX 6	1088.23	1473.90	1210.92	1596.59	2355.07	3015.18	2660.76	3414.13		
42"(1067mm)	24"(610mm)	24"(610mm)	TCRN-2424-	SNX 7	\$ 717.72	\$ 940.19	\$ 810.65	\$ 1033.12	\$ 1145.04	\$ 1268.80	\$ 1228.01	\$ 1358.44		
	30"(762mm)	30"(762mm)	TCRN-3030-	SNX 7	791.76	1055.03	890.27	1153.54	1379.97	1593.82	1505.84	1740.56		
	36"(914mm)	36"(914mm)	TCRN-3636-	SNX 7	880.76	1184.83	986.09	1290.16	1662.52	1995.47	1839.81	2212.74		
	42"(1067mm)	42"(1067mm)	TCRN-4242-	SNX 7	984.72	1329.59	1098.11	1442.98	1992.69	2474.82	2229.92	2776.22		
	48"(1219mm)	48"(1219mm)	TCRN-4848-	SNX 7	1103.64	1489.31	1226.33	1612.00	2370.48	3030.59	2676.17	3429.54		
Base — Power Ready														
16"(406mm)	24"(610mm)	24"(610mm)	TCRN-2424-	S XK1	\$1005.32	\$ 1227.79	\$1098.25	\$1320.72	\$ 1432.64	\$ 1556.40	\$ 1515.61	\$ 1646.04		
	30"(762mm)	30"(762mm)	TCRN-3030-	S XK1	1079.36	1342.63	1177.87	1441.14	1667.57	1881.42	1793.44	2028.16		
	36"(914mm)	36"(914mm)	TCRN-3636-	S XK1	1168.36	1472.43	1273.69	1577.76	1950.12	2283.07	2127.41	2500.34		
	42"(1067mm)	42"(1067mm)	TCRN-4242-	S XK1	1272.32	1617.19	1385.71	1730.58	2280.29	2762.42	2517.52	3063.82		
	48"(1219mm)	48"(1219mm)	TCRN-4848-	S XK1	1391.24	1776.91	1513.93	1899.60	2658.08	3318.19	2963.77	3717.14		
20"(508mm)	24"(610mm)	24"(610mm)	TCRN-2424-	S XK2	\$ 1013.02	\$ 1235.49	\$ 1105.95	\$ 1328.42	\$ 1440.34	\$ 1564.10	\$ 1523.31	\$ 1653.74		
	30"(762mm)	30"(762mm)	TCRN-3030-	S XK2	1087.06	1350.33	1185.57	1448.84	1675.27	1889.12	1801.14	2035.86		
	36"(914mm)	36"(914mm)	TCRN-3636-	S XK2	1176.06	1480.13	1281.39	1585.46	1957.82	2290.77	2135.11	2508.04		
	42"(1067mm)	42"(1067mm)	TCRN-4242-	S XK2	1280.02	1624.89	1393.41	1738.28	2287.99	2770.12	2525.22	3071.52		
	48"(1219mm)	48"(1219mm)	TCRN-4848-	S XK2	1398.94	1784.61	1521.63	1907.30	2665.78	3325.89	2971.47	3724.84		
29"(737mm)	24"(610mm)	24"(610mm)	TCRN-2424-	S X 4	\$1036.00	\$ 1258.47	\$ 1128.93	\$ 1351.40	\$ 1463.32	\$ 1587.08	\$ 1546.29	\$ 1676.72		
	30"(762mm)	30"(762mm)	TCRN-3030-	S X 4	1110.04	1373.31	1208.55	1471.82	1698.25	1912.10	1824.12	2058.84		
	36"(914mm)	36"(914mm)	TCRN-3636-	S X 4	1199.04	1503.11	1304.37	1608.44	1980.80	2313.75	2158.09	2531.02		
	42"(1067mm)	42"(1067mm)	TCRN-4242-	S X 4	1303.00	1647.87	1416.39	1761.26	2310.97	2793.10	2548.20	3094.50		
	48"(1219mm)	48"(1219mm)	TCRN-4848-	S X 4	1421.92	1807.59	1544.61	1930.28	2688.76	3348.87	2994.45	3747.82		
36"(914mm)	24"(610mm)	24"(610mm)	TCRN-2424-	S X 6	\$1029.01	\$ 1251.48	\$ 1121.94	\$ 1344.41	\$ 1456.33	\$ 1580.09	\$ 1539.30	\$ 1669.73		
	30"(762mm)	30"(762mm)	TCRN-3030-	S X 6	1103.05	1366.32	1201.56	1464.83	1691.26	1905.11	1817.13	2051.85		
	36"(914mm)	36"(914mm)	TCRN-3636-	S X 6	1192.05	1496.12	1297.38	1601.45	1973.81	2306.76	2151.10	2524.03		
	42"(1067mm)	42"(1067mm)	TCRN-4242-	S X 6	1296.01	1640.88	1409.40	1754.27	2303.98	2786.11	2541.21	3087.51		
	48"(1219mm)	48"(1219mm)	TCRN-4848-	S X 6	1414.93	1800.60	1537.62	1923.29	2681.77	3341.88	2987.46	3740.83		
42"(1067mm)	24"(610mm)	24"(610mm)	TCRN-2424-	S X 7	\$1044.42	\$ 1266.89	\$ 1137.35	\$ 1359.82	\$ 1471.74	\$ 1595.50	\$ 1554.71	\$ 1685.14		
	30"(762mm)	30"(762mm)	TCRN-3030-	S X 7	1118.46	1381.73	1216.97	1480.24	1706.67	1920.52	1832.54	2067.26		
	36"(914mm)	36"(914mm)	TCRN-3636-	S X 7	1207.46	1511.53	1312.79	1616.86	1989.22	2322.17	2166.51	2539.44		
	42"(1067mm)	42"(1067mm)	TCRN-4242-	S X 7	1311.42	1656.29	1424.81	1769.68	2319.39	2801.52	2556.62	3102.92		
	48"(1219mm)	48"(1219mm)	TCRN-4848-	S X 7	1430.34	1816.01	1553.03	1938.70	2697.18	3357.29	3002.87	3756.24		

# Jive Table — X-Base Square



TORQ-SNXF  
(Base - Power Ready)



TORQ-SNX  
(Base - No Power)  
Class JV

### Features

- Includes 1.18" (30mm) thick standard top, base, adjustable glides or casters and hardware.
- Standard table heights are 16" (406mm), 20" (508mm), 29" (737mm), 36" (914mm) and 42" (1067mm).
- High-Pressure Laminate (HPL) top with knife edge or 3mm edgeband edges or wood veneer top with 3mm wood edgeband or knife edge.
- Casters:
  - Two locking and two non-locking casters.
  - Standard in black.
- Glides:
  - 0.625" (16mm) adjustment.
  - Standard in black.
- Casters and glides are not interchangeable.
- Ships unassembled.

### Specification Tips

- Edge choice allows a flat seam between tables.
- Base Sizes:
  - 24" (610mm) tops include 22" (559mm) X-Base
  - 30" (762mm) tops include 28" (711mm) X-Base
  - 36" (914mm) tops include 31" (787mm) X-Base
  - 42" (1067mm) tops include 37" (940mm) X-Base
  - 48" (1219mm) tops include 37" (940mm) X-Base
- **Specifying a cutout does not automatically include a Power Ready base.**
- Factory installed cutout is available for:
  - Specify the (R) option for a Centered, Flush Mount Power - Round
- Power Ready Base:
  - Allows for cord management through the X-Base.
  - Casters and Glides:
    - Specify the (J) option for Casters on the Power Ready base (available 29" (737mm), 36" (914mm), and 42" (1067mm)H tables)
    - Specify the (K) option for Glides on the Power Ready base (available 29" (737mm), 36" (914mm), and 42" (1067mm)H tables)
- **Power cord length determines the distance to building power source.**
- Separately specified:
  - Ganging Mechanism - Recommended for use with power between tables.
  - Horizontal and Vertical Wire Management
  - Power and Data Components
  - Accessories
- Refer to Specification Guide:
  - Accessory placement and compatibility.
  - Seating capacities and base location.
  - Information on electrical components compatible with factory cut opening.
  - Power Ready base cable capacity.
- Application may require approval of local authority having jurisdiction (AHJ); ensure compliance before placing orders and installation.

### To Order, Specify:

1) Product number, including:

**1 Surface Option:**

- L** Laminate
- W** Wood

**2 Edge Option:**

- Laminate:
- J** Edgeband
  - F** Knife
- Wood:

- K** Edgeband
- U** Knife

**3 Cutout Option:**

- N** No Cutout  
(No Power or Power Ready)
- R** 3" (76mm) Cutout (Power Ready base option only, add \$48.13 list)

**4 Base and Wire Management Option:**

- Base - No Power:
- C** Casters (add \$23.44 list)
  - G** Glides

- Base - Power Ready:
- J** Casters (add \$23.44 list)
  - K** Glides

**5 Base Finish Option:**

- A** Painted
- B** Polished (add \$66.68 list)

- 2) Laminate surface color or wood finish color.
- 3) Edgeband trim color (laminated only).
- 4) Base trim color.

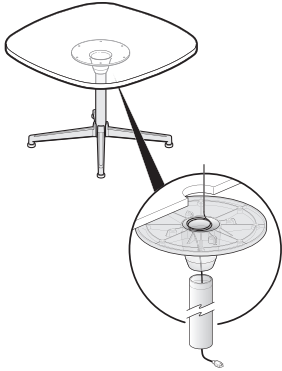
**Note:** \$66.18 upcharge list for Metallic trim colors.

# Jive Table — X-Base Square

Height	Depth	Width	Number	① ② ③ ④ ⑤	HPL				Wood			
					A	B	J	F	A	B	K	U
Base — No Power					J	F	J	F	K	U	K	U
16"(406mm)	24"(610mm)	24"(610mm)	TCRQ-2424-	SNXG1	\$ 678.62	\$ 901.09	\$ 771.55	\$ 994.02	\$ 1105.94	\$ 1229.70	\$ 1188.91	\$ 1319.34
	30"(762mm)	30"(762mm)	TCRQ-3030-	SNXG1	752.66	1015.93	851.17	1114.44	1340.87	1554.72	1466.74	1701.46
	36"(914mm)	36"(914mm)	TCRQ-3636-	SNXG1	841.66	1145.73	946.99	1251.06	1623.42	1956.37	1800.71	2173.64
	42"(1067mm)	42"(1067mm)	TCRQ-4242-	SNXG1	945.62	1290.49	1059.01	1403.88	1953.59	2435.72	2190.82	2737.12
	48"(1219mm)	48"(1219mm)	TCRQ-4848-	SNXG1	1064.54	1450.21	1187.23	1572.90	2331.38	2991.49	2637.07	3390.44
20"(508mm)	24"(610mm)	24"(610mm)	TCRQ-2424-	SNXG2	\$ 686.32	\$ 908.79	\$ 779.25	\$ 1001.72	\$ 1113.64	\$ 1237.40	\$ 1196.61	\$ 1327.04
	30"(762mm)	30"(762mm)	TCRQ-3030-	SNXG2	760.36	1023.63	858.87	1122.14	1348.57	1562.42	1474.44	1709.16
	36"(914mm)	36"(914mm)	TCRQ-3636-	SNXG2	849.36	1153.43	954.69	1258.76	1631.12	1964.07	1808.41	2181.34
	42"(1067mm)	42"(1067mm)	TCRQ-4242-	SNXG2	953.32	1298.19	1066.71	1411.58	1961.29	2443.42	2198.52	2744.82
	48"(1219mm)	48"(1219mm)	TCRQ-4848-	SNXG2	1072.24	1457.91	1194.93	1580.60	2339.08	2999.19	2644.77	3398.14
29"(737mm)	24"(610mm)	24"(610mm)	TCRQ-2424-	SNX 4	\$ 709.30	\$ 931.77	\$ 802.23	\$ 1024.70	\$ 1136.62	\$ 1260.38	\$ 1219.59	\$ 1350.02
	30"(762mm)	30"(762mm)	TCRQ-3030-	SNX 4	783.34	1046.61	881.85	1145.12	1371.55	1585.40	1497.42	1732.14
	36"(914mm)	36"(914mm)	TCRQ-3636-	SNX 4	872.34	1176.41	977.67	1281.74	1654.10	1987.05	1831.39	2204.32
	42"(1067mm)	42"(1067mm)	TCRQ-4242-	SNX 4	976.30	1321.17	1089.69	1434.56	1984.27	2466.40	2321.50	2767.80
	48"(1219mm)	48"(1219mm)	TCRQ-4848-	SNX 4	1095.22	1480.89	1217.91	1603.58	2362.06	3022.17	2667.75	3421.12
36"(914mm)	24"(610mm)	24"(610mm)	TCRQ-2424-	SNX 6	\$ 702.31	\$ 924.78	\$ 795.24	\$ 1017.71	\$ 1129.63	\$ 1253.39	\$ 1212.60	\$ 1343.03
	30"(762mm)	30"(762mm)	TCRQ-3030-	SNX 6	776.35	1039.62	874.86	1138.13	1364.56	1578.41	1490.43	1725.15
	36"(914mm)	36"(914mm)	TCRQ-3636-	SNX 6	865.35	1169.42	970.68	1274.75	1647.11	1980.06	1824.40	2197.33
	42"(1067mm)	42"(1067mm)	TCRQ-4242-	SNX 6	969.31	1314.18	1082.70	1427.57	1977.28	2459.41	2214.51	2760.81
	48"(1219mm)	48"(1219mm)	TCRQ-4848-	SNX 6	1088.23	1473.90	1210.92	1596.59	2355.07	3015.18	2660.76	3414.13
42"(1067mm)	24"(610mm)	24"(610mm)	TCRQ-2424-	SNX 7	\$ 717.72	\$ 940.19	\$ 810.65	\$ 1033.12	\$ 1145.04	\$ 1268.80	\$ 1228.01	\$ 1358.44
	30"(762mm)	30"(762mm)	TCRQ-3030-	SNX 7	791.76	1055.03	890.27	1153.54	1379.97	1593.82	1505.84	1740.56
	36"(914mm)	36"(914mm)	TCRQ-3636-	SNX 7	880.76	1184.83	986.09	1290.16	1662.52	1995.47	1839.81	2212.74
	42"(1067mm)	42"(1067mm)	TCRQ-4242-	SNX 7	984.72	1329.59	1098.11	1442.98	1992.69	2474.82	2229.92	2776.22
	48"(1219mm)	48"(1219mm)	TCRQ-4848-	SNX 7	1103.64	1489.31	1226.33	1612.00	2370.48	3030.59	2676.17	3429.54
<b>Base — Power Ready</b>												
16"(406mm)	24"(610mm)	24"(610mm)	TCRQ-2424-	S XK1	\$1005.32	\$ 1227.79	\$1098.25	\$1320.72	\$ 1432.64	\$ 1556.40	\$ 1515.61	\$ 1646.04
	30"(762mm)	30"(762mm)	TCRQ-3030-	S XK1	1079.36	1342.63	1177.87	1441.14	1667.57	1881.42	1793.44	2028.16
	36"(914mm)	36"(914mm)	TCRQ-3636-	S XK1	1168.36	1472.43	1273.69	1577.76	1950.12	2283.07	2127.41	2500.34
	42"(1067mm)	42"(1067mm)	TCRQ-4242-	S XK1	1272.32	1617.19	1385.71	1730.58	2280.29	2762.42	2517.52	3063.82
	48"(1219mm)	48"(1219mm)	TCRQ-4848-	S XK1	1391.24	1776.91	1513.93	1899.60	2658.08	3318.19	2963.77	3717.14
20"(508mm)	24"(610mm)	24"(610mm)	TCRQ-2424-	S XK2	\$ 1013.02	\$ 1235.49	\$ 1105.95	\$ 1328.42	\$ 1440.34	\$ 1564.10	\$ 1523.31	\$ 1653.74
	30"(762mm)	30"(762mm)	TCRQ-3030-	S XK2	1087.06	1350.33	1185.57	1448.84	1675.27	1889.12	1801.14	2035.86
	36"(914mm)	36"(914mm)	TCRQ-3636-	S XK2	1176.06	1480.13	1281.39	1585.46	1957.82	2290.77	2135.11	2508.04
	42"(1067mm)	42"(1067mm)	TCRQ-4242-	S XK2	1280.02	1624.89	1393.41	1738.28	2287.99	2770.12	2525.22	3071.52
	48"(1219mm)	48"(1219mm)	TCRQ-4848-	S XK2	1398.94	1784.61	1521.63	1907.30	2665.78	3325.89	2971.47	3724.84
29"(737mm)	24"(610mm)	24"(610mm)	TCRQ-2424-	S X 4	\$1036.00	\$ 1258.47	\$ 1128.93	\$ 1351.40	\$ 1463.32	\$ 1587.08	\$ 1546.29	\$ 1676.72
	30"(762mm)	30"(762mm)	TCRQ-3030-	S X 4	1110.04	1373.31	1208.55	1471.82	1698.25	1912.10	1824.12	2058.84
	36"(914mm)	36"(914mm)	TCRQ-3636-	S X 4	1199.04	1503.11	1304.37	1608.44	1980.80	2313.75	2158.09	2531.02
	42"(1067mm)	42"(1067mm)	TCRQ-4242-	S X 4	1303.00	1647.87	1416.39	1761.26	2310.97	2793.10	2548.20	3094.50
	48"(1219mm)	48"(1219mm)	TCRQ-4848-	S X 4	1421.92	1807.59	1544.61	1930.28	2688.76	3348.87	2994.45	3747.82
36"(914mm)	24"(610mm)	24"(610mm)	TCRQ-2424-	S X 6	\$1029.01	\$ 1251.48	\$ 1121.94	\$ 1344.41	\$ 1456.33	\$ 1580.09	\$ 1539.30	\$ 1669.73
	30"(762mm)	30"(762mm)	TCRQ-3030-	S X 6	1103.05	1366.32	1201.56	1464.83	1691.26	1905.11	1817.13	2051.85
	36"(914mm)	36"(914mm)	TCRQ-3636-	S X 6	1192.05	1496.12	1297.38	1601.45	1973.81	2306.76	2151.10	2524.03
	42"(1067mm)	42"(1067mm)	TCRQ-4242-	S X 6	1296.01	1640.88	1409.40	1754.27	2303.98	2786.11	2541.21	3087.51
	48"(1219mm)	48"(1219mm)	TCRQ-4848-	S X 6	1414.93	1800.60	1537.62	1923.29	2681.77	3341.88	2987.46	3740.83
42"(1067mm)	24"(610mm)	24"(610mm)	TCRQ-2424-	S X 7	\$1044.42	\$ 1266.89	\$ 1137.35	\$ 1359.82	\$ 1471.74	\$ 1595.50	\$ 1554.71	\$ 1685.14
	30"(762mm)	30"(762mm)	TCRQ-3030-	S X 7	1118.46	1381.73	1216.97	1480.24	1706.67	1920.52	1832.54	2067.26
	36"(914mm)	36"(914mm)	TCRQ-3636-	S X 7	1207.46	1511.53	1312.79	1616.86	1989.22	2322.17	2166.51	2539.44
	42"(1067mm)	42"(1067mm)	TCRQ-4242-	S X 7	1311.42	1656.29	1424.81	1769.68	2319.39	2801.52	2556.62	3102.92
	48"(1219mm)	48"(1219mm)	TCRQ-4848-	S X 7	1430.34	1816.01	1553.03	1938.70	2697.18	3357.29	3002.87	3756.24

# Jive Table — X-Base

## Pebble



TORP-SNXF  
(Base — Power Ready)



TORP-SNX  
(Base — No Power)  
Class JV

### Features

- Includes 1.18" (30mm) thick standard top, base, adjustable glides or casters and hardware.
- Standard table heights are 16" (406mm), 20" (508mm), 29" (737mm), 36" (914mm) and 42" (1067mm).
- High-Pressure Laminate (HPL) top with knife edge or 3mm edgeband edges or wood veneer top with 3mm wood edgeband or knife edge.
- Casters:
  - Two locking and two non-locking casters.
  - Standard in black.
- Glides:
  - 0.625" (16mm) adjustment.
  - Standard in black.
- Casters and glides are not interchangeable.
- Ships unassembled.

### Specification Tips

- Base Sizes:
  - 24" (610mm) tops include 22" (559mm) X-Base
  - 30" (762mm) tops include 28" (711mm) X-Base
  - 36" (914mm) tops include 31" (787mm) X-Base
  - 42" (1067mm) tops include 37" (940mm) X-Base
  - 48" (1219mm) tops include 37" (940mm) X-Base
- **Specifying a cutout does not automatically include a Power Ready base.**
- Factory installed cutout is available for:
  - Specify the (R) option for a Centered, Flush Mount Power - Round
- Power Ready Base:
  - Allows for cord management through the X-Base.
  - Casters and Glides:
    - Specify the (J) option for Casters on the Power Ready base (available 29" (737mm), 36" (914mm), and 42" (1067mm)H tables)
    - Specify the (K) option for Glides on the Power Ready base (available 29" (737mm), 36" (914mm), and 42" (1067mm)H tables)
- **Power cord length determines the distance to building power source.**
- Separately specified:
  - Horizontal and Vertical Wire Management
  - Power and Data Components
  - Accessories
- Refer to Specification Guide:
  - Accessory placement and compatibility.
  - Seating capacities and base location.
  - Information on electrical components compatible with factory cut opening.
  - Power Ready base cable capacity.
- Application may require approval of local authority having jurisdiction (AHJ); ensure compliance before placing orders and installation.

### To Order, Specify:

1) Product number, including:

#### 1 Surface Option:

- L** Laminate
- W** Wood

#### 2 Edge Option:

- Laminate:
- J** Edgeband
  - F** Knife
- Wood:

- K** Edgeband
- U** Knife

#### 3 Cutout Option:

- N** No Cutout  
(No Power or Power Ready)
- R** 3" (76mm) Cutout (Power Ready base option only, add \$48.13 list)

#### 4 Base and Wire Management Option:

- Base — No Power:
- C** Casters (add \$23.44 list)
  - G** Glides
- Base — Power Ready:
- J** Casters (add \$23.44 list)
  - K** Glides

#### 5 Base Finish Option:

- A** Painted
- B** Polished (add \$66.68 list)

- Laminate surface color or wood finish color.
- Edgeband trim color (laminated only).
- Base trim color.

**Note:** \$66.18 upcharge list for Metallic trim colors.

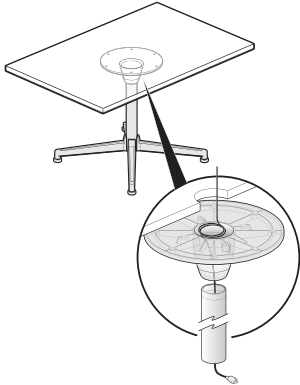
# Jive Table — X-Base

## Pebble

Height	Depth	Width	Number	① ② ③ ④ ⑤	HPL				Wood			
					A	F	B	F	A	U	B	U
Base — No Power					J	F	J	F	K	U	K	U
16"(406mm)	24"(610mm)	24"(610mm)	TCRP-2424-	SNXG1	\$ 678.62	\$ 901.09	\$ 771.55	\$ 994.02	\$ 1105.94	\$ 1229.70	\$ 1188.91	\$ 1319.34
	30"(762mm)	30"(762mm)	TCRP-3030-	SNXG1	752.66	1015.93	851.17	1114.44	1340.87	1554.72	1466.74	1701.46
	36"(914mm)	36"(914mm)	TCRP-3636-	SNXG1	841.66	1145.73	946.99	1251.06	1623.42	1956.37	1800.71	2173.64
	42"(1067mm)	42"(1067mm)	TCRP-4242-	SNXG1	945.62	1290.49	1059.01	1403.88	1953.59	2435.72	2190.82	2737.12
	48"(1219mm)	48"(1219mm)	TCRP-4848-	SNXG1	1064.54	1450.21	1187.23	1572.90	2331.38	2991.49	2637.07	3390.44
20"(508mm)	24"(610mm)	24"(610mm)	TCRP-2424-	SNXG2	\$ 686.32	\$ 908.79	\$ 779.25	\$ 1001.72	\$ 1113.64	\$ 1237.40	\$ 1196.61	\$ 1327.04
	30"(762mm)	30"(762mm)	TCRP-3030-	SNXG2	760.36	1023.63	858.87	1122.14	1348.57	1562.42	1474.44	1709.16
	36"(914mm)	36"(914mm)	TCRP-3636-	SNXG2	849.36	1153.43	954.69	1258.76	1631.12	1964.07	1808.41	2181.34
	42"(1067mm)	42"(1067mm)	TCRP-4242-	SNXG2	953.32	1298.19	1066.71	1411.58	1961.29	2443.42	2198.52	2744.82
	48"(1219mm)	48"(1219mm)	TCRP-4848-	SNXG2	1072.24	1457.91	1194.93	1580.60	2339.08	2999.19	2644.77	3398.14
29"(737mm)	24"(610mm)	24"(610mm)	TCRP-2424-	SNX 4	\$ 709.30	\$ 931.77	\$ 802.23	\$ 1024.70	\$ 1136.62	\$ 1260.38	\$ 1219.59	\$ 1350.02
	30"(762mm)	30"(762mm)	TCRP-3030-	SNX 4	783.34	1046.61	881.85	1145.12	1371.55	1585.40	1497.42	1732.14
	36"(914mm)	36"(914mm)	TCRP-3636-	SNX 4	872.34	1176.41	977.67	1281.74	1654.10	1987.05	1831.39	2204.32
	42"(1067mm)	42"(1067mm)	TCRP-4242-	SNX 4	976.30	1321.17	1089.69	1434.56	1984.27	2466.40	2221.50	2767.80
	48"(1219mm)	48"(1219mm)	TCRP-4848-	SNX 4	1095.22	1480.89	1217.91	1603.58	2362.06	3022.17	2667.75	3421.12
36"(914mm)	24"(610mm)	24"(610mm)	TCRP-2424-	SNX 6	\$ 702.31	\$ 924.78	\$ 795.24	\$ 1017.71	\$ 1129.63	\$ 1253.39	\$ 1212.60	\$ 1343.03
	30"(762mm)	30"(762mm)	TCRP-3030-	SNX 6	776.35	1039.62	874.86	1138.13	1364.56	1578.41	1490.43	1725.15
	36"(914mm)	36"(914mm)	TCRP-3636-	SNX 6	865.35	1169.42	970.68	1274.75	1647.11	1980.06	1824.40	2197.33
	42"(1067mm)	42"(1067mm)	TCRP-4242-	SNX 6	969.31	1314.18	1082.70	1427.57	1977.28	2459.41	2214.51	2760.81
	48"(1219mm)	48"(1219mm)	TCRP-4848-	SNX 6	1088.23	1473.90	1210.92	1596.59	2355.07	3015.18	2660.76	3414.13
42"(1067mm)	24"(610mm)	24"(610mm)	TCRP-2424-	SNX 7	\$ 717.72	\$ 940.19	\$ 810.65	\$ 1033.12	\$ 1145.04	\$ 1268.80	\$ 1228.01	\$ 1358.44
	30"(762mm)	30"(762mm)	TCRP-3030-	SNX 7	791.76	1055.03	890.27	1153.54	1379.97	1593.82	1505.84	1740.56
	36"(914mm)	36"(914mm)	TCRP-3636-	SNX 7	880.76	1184.83	986.09	1290.16	1662.52	1995.47	1839.81	2212.74
	42"(1067mm)	42"(1067mm)	TCRP-4242-	SNX 7	984.72	1329.59	1098.11	1442.98	1992.69	2474.82	2229.92	2776.22
	48"(1219mm)	48"(1219mm)	TCRP-4848-	SNX 7	1103.64	1489.31	1226.33	1612.00	2370.48	3030.59	2676.17	3429.54
<b>Base — Power Ready</b>												
16"(406mm)	24"(610mm)	24"(610mm)	TCRP-2424-	S XK1	\$ 1005.32	\$ 1227.79	\$ 1098.25	\$ 1320.72	\$ 1432.64	\$ 1556.40	\$ 1515.61	\$ 1646.04
	30"(762mm)	30"(762mm)	TCRP-3030-	S XK1	1079.36	1342.63	1177.87	1441.14	1667.57	1881.42	1793.44	2028.16
	36"(914mm)	36"(914mm)	TCRP-3636-	S XK1	1168.36	1472.43	1273.69	1577.76	1950.12	2283.07	2127.41	2500.34
	42"(1067mm)	42"(1067mm)	TCRP-4242-	S XK1	1272.32	1617.19	1385.71	1730.58	2280.29	2762.42	2517.52	3063.82
	48"(1219mm)	48"(1219mm)	TCRP-4848-	S XK1	1391.24	1776.91	1513.93	1899.60	2658.08	3318.19	2963.77	3717.14
20"(508mm)	24"(610mm)	24"(610mm)	TCRP-2424-	S XK2	\$ 1013.02	\$ 1235.49	\$ 1105.95	\$ 1328.42	\$ 1440.34	\$ 1564.10	\$ 1523.31	\$ 1653.74
	30"(762mm)	30"(762mm)	TCRP-3030-	S XK2	1087.06	1350.33	1185.57	1448.84	1675.27	1889.12	1801.14	2035.86
	36"(914mm)	36"(914mm)	TCRP-3636-	S XK2	1176.06	1480.13	1281.39	1585.46	1957.82	2290.77	2135.11	2508.04
	42"(1067mm)	42"(1067mm)	TCRP-4242-	S XK2	1280.02	1624.89	1393.41	1738.28	2287.99	2770.12	2525.22	3071.52
	48"(1219mm)	48"(1219mm)	TCRP-4848-	S XK2	1398.94	1784.61	1521.63	1907.30	2665.78	3325.89	2971.47	3724.84
29"(737mm)	24"(610mm)	24"(610mm)	TCRP-2424-	S X 4	\$ 1036.00	\$ 1258.47	\$ 1128.93	\$ 1351.40	\$ 1463.32	\$ 1587.08	\$ 1546.29	\$ 1676.72
	30"(762mm)	30"(762mm)	TCRP-3030-	S X 4	1110.04	1373.31	1208.55	1471.82	1698.25	1912.10	1824.12	2058.84
	36"(914mm)	36"(914mm)	TCRP-3636-	S X 4	1199.04	1503.11	1304.37	1608.44	1980.80	2313.75	2158.09	2531.02
	42"(1067mm)	42"(1067mm)	TCRP-4242-	S X 4	1303.00	1647.87	1416.39	1761.26	2310.97	2793.10	2548.20	3094.50
	48"(1219mm)	48"(1219mm)	TCRP-4848-	S X 4	1421.92	1807.59	1544.61	1930.28	2688.76	3348.87	2994.45	3747.82
36"(914mm)	24"(610mm)	24"(610mm)	TCRP-2424-	S X 6	\$ 1029.01	\$ 1251.48	\$ 1121.94	\$ 1344.41	\$ 1456.33	\$ 1580.09	\$ 1539.30	\$ 1669.73
	30"(762mm)	30"(762mm)	TCRP-3030-	S X 6	1103.05	1366.32	1201.56	1464.83	1691.26	1905.11	1817.13	2051.85
	36"(914mm)	36"(914mm)	TCRP-3636-	S X 6	1192.05	1496.12	1297.38	1601.45	1973.81	2306.76	2151.10	2524.03
	42"(1067mm)	42"(1067mm)	TCRP-4242-	S X 6	1296.01	1640.88	1409.40	1754.27	2303.98	2786.11	2541.21	3087.51
	48"(1219mm)	48"(1219mm)	TCRP-4848-	S X 6	1414.93	1800.60	1537.62	1923.29	2681.77	3341.88	2987.46	3740.83
42"(1067mm)	24"(610mm)	24"(610mm)	TCRP-2424-	S X 7	\$ 1044.42	\$ 1266.89	\$ 1137.35	\$ 1359.82	\$ 1471.74	\$ 1595.50	\$ 1554.71	\$ 1685.14
	30"(762mm)	30"(762mm)	TCRP-3030-	S X 7	1118.46	1381.73	1216.97	1480.24	1706.67	1920.52	1832.54	2067.26
	36"(914mm)	36"(914mm)	TCRP-3636-	S X 7	1207.46	1511.53	1312.79	1616.86	1989.22	2322.17	2166.51	2539.44
	42"(1067mm)	42"(1067mm)	TCRP-4242-	S X 7	1311.42	1656.29	1424.81	1769.68	2319.39	2801.52	2556.62	3102.92
	48"(1219mm)	48"(1219mm)	TCRP-4848-	S X 7	1430.34	1816.01	1553.03	1938.70	2697.18	3357.29	3002.87	3756.24

# Jive Table — X-Base

## Rectangle



TCRA-SNXF  
(Base — Power Ready)



TCRA-SNX  
(Base — No Power)  
Class JV

### Features

- Includes 1.18" (30mm) thick standard top, base, adjustable glides or casters and hardware.
- Standard table heights are 16" (406mm), 20" (508mm), 29" (737mm), 36" (914mm) and 42" (1067mm).
- High-Pressure Laminate (HPL) top with knife edge or 3mm edgeband edges or wood veneer top with 3mm wood edgeband or knife edge.
- Casters:
  - Two locking and two non-locking casters.
  - Standard in black.
- Glides:
  - 0.625" (16mm) adjustment.
  - Standard in black.
- Casters and glides are not interchangeable.
- Ships unassembled.

### Specification Tips

- Base Sizes:
  - 24" (610mm) tops include 22" (559mm) X-Base
  - 30" (762mm) tops include 28" (711mm) X-Base
  - 36" (914mm) tops include 31" (787mm) X-Base
  - 42" (1067mm) tops include 37" (940mm) X-Base
  - 48" (1219mm) tops include 37" (940mm) X-Base
- **Specifying a cutout does not automatically include a Power Ready base.**
- Factory installed cutout is available for:
  - Specify the (R) option for a Centered, Flush Mount Power - Round
- Power Ready Base:
  - Allows for cord management through the X-Base.
  - Casters and Glides:
    - Specify the (J) option for Casters on the Power Ready base (available 29" (737mm), 36" (914mm), and 42" (1067mm)H tables)
    - Specify the (K) option for Glides on the Power Ready base (available 29" (737mm), 36" (914mm), and 42" (1067mm)H tables)
- **Power cord length determines the distance to building power source.**
- Separately specified:
  - Horizontal and Vertical Wire Management
  - Power and Data Components
  - Accessories
- Refer to Specification Guide:
  - Accessory placement and compatibility.
  - Seating capacities and base location.
  - Information on electrical components compatible with factory cut opening.
  - Power Ready base cable capacity.
- Application may require approval of local authority having jurisdiction (AHJ); ensure compliance before placing orders and installation.

### To Order, Specify:

1) Product number, including:

#### 1 Surface Option:

- L** Laminate
- W** Wood

#### 2 Edge Option:

- Laminate:
- J** Edgeband
  - F** Knife

- Wood:
- K** Edgeband
  - U** Knife

#### 3 Cutout Option:

- N** No Cutout  
(No Power or Power Ready)
- R** 3" (76mm) Cutout (Power Ready base option only, add \$48.13 list)

#### 4 Base and Wire Management Option:

- Base — No Power:
- C** Casters (add \$23.44 list)
  - G** Glides

- Base — Power Ready:
- J** Casters (add \$23.44 list)
  - K** Glides

#### 5 Base Finish Option:

- A** Painted
- B** Polished (add \$66.68 list)

- 2) Laminate surface color or wood finish color.
- 3) Edgeband trim color (laminated only).
- 4) Base trim color.

**Note:** \$66.18 upcharge list for Metallic trim colors.



# Jive Table — X-Base

## Rectangle

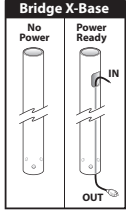
Height	Depth	Width	Number	① ② ③ ④ ⑤	HPL		B		Wood		B		U	
					A	F	J	F	A	U	K	U	K	U
Base — No Power														
16"(406mm)	24"(610mm)	30"(762mm)	TCRA-2430-	SNXG1	\$ 695.32	\$ 905.14	\$ 795.07	\$1004.89	\$ 1297.95	\$ 1552.94	\$ 1426.37	\$ 1710.58		
		36"(914mm)	TCRA-2436-	SNXG1	729.20	963.10	831.43	1065.33	1405.37	1691.65	1553.52	1873.69		
	30"(762mm)	36"(914mm)	TCRA-3036-	SNXG1	776.96	1028.31	882.91	1134.26	1557.06	1866.05	1732.72	2078.99		
		42"(1067mm)	TCRA-3042-	SNXG1	818.69	1096.32	927.74	1205.37	1689.41	2032.55	1889.30	2274.83		
20"(508mm)	24"(610mm)	30"(762mm)	TCRA-2430-	SNXG2	\$ 703.02	\$ 912.84	\$ 802.77	\$ 1012.59	\$ 1305.65	\$ 1560.64	\$ 1434.07	\$ 1718.28		
		36"(914mm)	TCRA-2436-	SNXG2	736.90	970.80	839.13	1073.03	1413.07	1699.35	1561.22	1881.39		
	30"(762mm)	36"(914mm)	TCRA-3036-	SNXG2	784.66	1036.01	890.61	1141.96	1564.76	1873.75	1740.42	2086.69		
		42"(1067mm)	TCRA-3042-	SNXG2	826.39	1104.02	935.44	1213.07	1697.11	2040.25	1897.00	2282.53		
29"(737mm)	24"(610mm)	30"(762mm)	TCRA-2430-	SNX 4	\$ 726.00	\$ 935.82	\$ 825.75	\$ 1035.57	\$ 1328.63	\$ 1583.62	\$ 1457.05	\$ 1741.26		
		36"(914mm)	TCRA-2436-	SNX 4	759.88	993.78	862.11	1096.01	1436.05	1722.33	1584.20	1904.37		
	30"(762mm)	36"(914mm)	TCRA-3036-	SNX 4	807.64	1058.99	913.59	1164.94	1587.74	1896.73	1763.40	2109.67		
		42"(1067mm)	TCRA-3042-	SNX 4	849.37	1127.00	958.42	1236.05	1720.09	2063.23	1919.98	2305.51		
36"(914mm)	24"(610mm)	30"(762mm)	TCRA-2430-	SNX 6	\$ 719.01	\$ 928.83	\$ 818.76	\$ 1028.58	\$ 1321.64	\$ 1576.63	\$ 1450.06	\$ 1734.27		
		36"(914mm)	TCRA-2436-	SNX 6	752.89	986.79	855.12	1089.02	1429.06	1715.34	1577.21	1897.38		
	30"(762mm)	36"(914mm)	TCRA-3036-	SNX 6	800.65	1052.00	906.60	1157.95	1580.75	1889.74	1756.41	2102.68		
		42"(1067mm)	TCRA-3042-	SNX 6	842.38	1120.01	951.43	1229.06	1713.10	2056.24	1912.99	2298.52		
42"(1067mm)	24"(610mm)	30"(762mm)	TCRA-2430-	SNX 7	\$ 734.42	\$ 944.24	\$ 834.17	\$ 1043.99	\$ 1337.05	\$ 1592.04	\$ 1465.47	\$ 1749.68		
		36"(914mm)	TCRA-2436-	SNX 7	768.30	1002.20	870.53	1104.43	1444.47	1730.75	1592.62	1912.79		
	30"(762mm)	36"(914mm)	TCRA-3036-	SNX 7	816.06	1067.41	922.01	1173.36	1596.16	1905.15	1771.82	2118.09		
		42"(1067mm)	TCRA-3042-	SNX 7	857.79	1135.42	966.84	1244.47	1728.51	2071.65	1928.40	2313.93		
Base — Power Ready														
16"(406mm)	24"(610mm)	30"(762mm)	TCRA-2430-	S XK1	\$1022.02	\$ 1231.84	\$ 1121.77	\$ 1331.59	\$ 1624.65	\$ 1879.64	\$ 1753.07	\$ 2037.28		
		36"(914mm)	TCRA-2436-	S XK1	1055.90	1289.80	1158.13	1392.03	1732.07	2018.35	1880.22	2200.39		
	30"(762mm)	36"(914mm)	TCRA-3036-	S XK1	1103.66	1355.01	1209.61	1460.96	1883.76	2192.75	2059.42	2405.69		
		42"(1067mm)	TCRA-3042-	S XK1	1145.39	1423.02	1254.44	1532.07	2016.11	2359.25	2216.00	2601.53		
20"(508mm)	24"(610mm)	30"(762mm)	TCRA-2430-	S XK2	\$1029.72	\$ 1239.54	\$ 1129.47	\$ 1339.29	\$ 1632.35	\$ 1887.34	\$ 1760.77	\$ 2044.98		
		36"(914mm)	TCRA-2436-	S XK2	1063.60	1297.50	1165.83	1399.73	1739.77	2026.05	1887.92	2208.09		
	30"(762mm)	36"(914mm)	TCRA-3036-	S XK2	1111.36	1362.71	1217.31	1468.66	1891.46	2200.45	2067.12	2413.39		
		42"(1067mm)	TCRA-3042-	S XK2	1153.09	1430.72	1262.14	1539.77	2023.81	2366.95	2223.70	2609.23		
29"(737mm)	24"(610mm)	30"(762mm)	TCRA-2430-	S X 4	\$1052.70	\$ 1262.52	\$ 1152.45	\$ 1362.27	\$ 1655.33	\$ 1910.32	\$ 1783.75	\$ 2067.96		
		36"(914mm)	TCRA-2436-	S X 4	1086.58	1320.48	1188.81	1422.71	1762.75	2049.03	1910.90	2231.07		
	30"(762mm)	36"(914mm)	TCRA-3036-	S X 4	1134.34	1385.69	1240.29	1491.64	1914.44	2223.43	2090.10	2436.37		
		42"(1067mm)	TCRA-3042-	S X 4	1176.07	1453.70	1285.12	1562.75	2046.79	2389.93	2246.68	2632.21		
36"(914mm)	24"(610mm)	30"(762mm)	TCRA-2430-	S X 6	\$1045.71	\$ 1255.53	\$ 1145.46	\$ 1355.28	\$ 1648.34	\$ 1903.33	\$ 1776.76	\$ 2060.97		
		36"(914mm)	TCRA-2436-	S X 6	1079.59	1313.49	1181.82	1415.72	1755.76	2042.04	1903.91	2224.08		
	30"(762mm)	36"(914mm)	TCRA-3036-	S X 6	1127.35	1378.70	1233.30	1484.65	1907.45	2216.44	2083.11	2429.38		
		42"(1067mm)	TCRA-3042-	S X 6	1169.08	1446.71	1278.13	1555.76	2039.80	2382.94	2239.69	2625.22		
42"(1067mm)	24"(610mm)	30"(762mm)	TCRA-2430-	S X 7	\$ 1061.12	\$ 1270.94	\$ 1160.87	\$ 1370.69	\$ 1663.75	\$ 1918.74	\$ 1792.17	\$ 2076.38		
		36"(914mm)	TCRA-2436-	S X 7	1095.00	1328.90	1197.23	1431.13	1771.17	2057.45	1919.32	2239.49		
	30"(762mm)	36"(914mm)	TCRA-3036-	S X 7	1142.76	1394.11	1248.71	1500.06	1922.86	2231.85	2098.52	2444.79		
		42"(1067mm)	TCRA-3042-	S X 7	1184.49	1462.12	1293.54	1571.17	2055.21	2398.35	2255.10	2640.63		

# Jive Table — Bridge Base

## Round



TORN-SNG  
Class JV



### Features

- Includes 1.18" (30mm) thick standard top, base, adjustable glides and hardware.
- Standard table heights are 20" (508mm) and 29" (737mm).
- High-Pressure Laminate (HPL) top with knife edge or 3mm edgeband edges or wood veneer top with 3mm wood edgeband or knife edge.
- Glides:
  - 0.625" (16mm) adjustment.
  - Standard is black.
- Ships unassembled.

### Specification Tips

- **Specifying a cutout does not automatically include a Power Ready base.**
- Factory installed cutout is available for:
  - Specify the (F) option for a Center, Single-Sided/4 outlet Flip Top Unit
  - Specify the (J) option for a Center, Single-Sided/6 outlet Flip Top Unit
  - Specify the (M) option for a Center, Double-Sided/8 outlet Flip Top Unit
- Power Ready Base:
  - Allows for cord management through one of the Bridge Base columns.
  - Powered leg location determined during installation.**
  - Available with Glides only.
  - Flip Top Unit circuit breaker plug will not fit in the Power Ready Base opening.**
- **Power cord length determines the distance to building power source.**
- Separately specified:
  - Horizontal and Vertical Wire Management
  - Power and Data Components
  - Accessories
- Refer to Specification Guide:
  - Accessory placement and compatibility.
  - Seating capacities and leg locations.
  - Information on electrical components compatible with factory cut opening.
  - Power Ready base cable capacity.
- Application may require approval of local authority having jurisdiction (AHJ); ensure compliance before placing orders and installation.

### To Order, Specify:

1) Product number, including:

#### 1 Surface Option:

- L** Laminate
- W** Wood

#### 2 Edge Option:

- Laminate:
- J** Edgeband
  - F** Knife

- Wood:
- K** Edgeband
  - U** Knife

#### 3 Cutout:

- N** No Cutout
- F** Center, Single-Sided/4 outlets (add **\$48.13** list)
- J** Center, Single-Sided/6 outlets (add **\$48.13** list)
- M** Center, Double-Sided/8 outlets (add **\$48.13** list)

#### 4 Base Finish Option:

- A** Painted
- B** Polished (add **\$66.68** list)

2) Laminate surface color or wood finish color.

3) Edgeband trim color (laminated only).

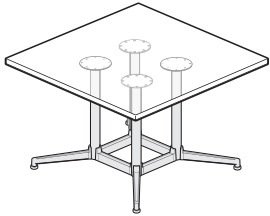
4) Base trim color.

**Note: \$66.18** upcharge list for Metallic trim colors.

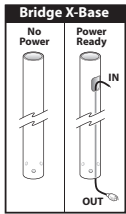
No. of Columns	Height	Depth	Width	Number	HPL				Wood							
					1	2	3	4	A	B	A	B				
Base — No Power — No Cutout					J	F	J	F	K	U	K	U				
4	20"(508mm)	48"(1219mm)	48"(1219mm)	TORN-4848-	S	GG2			\$ 1677.96	\$2063.63	\$1800.65	\$ 2186.32	\$2944.80	\$3604.91	\$3250.49	\$4003.86
4		54"(1372mm)	54"(1372mm)	TORN-5454-	S	GG2			1811.84	2238.31	1945.07	2371.54	3370.21	4237.70	3752.88	4747.70
4		60"(1524mm)	60"(1524mm)	TORN-6060-	S	GG2			1960.68	2427.95	2105.69	2572.96	3843.24	4948.48	4311.41	5583.17
4	29"(737mm)	48"(1219mm)	48"(1219mm)	TORN-4848-	S	GG4			\$ 1716.46	\$ 2102.13	\$ 1839.15	\$ 2224.82	\$2983.30	\$3643.41	\$3288.99	\$4042.36
4		54"(1372mm)	54"(1372mm)	TORN-5454-	S	GG4			1850.34	2276.81	1983.57	2410.04	3408.71	4276.20	3791.38	4786.20
4		60"(1524mm)	60"(1524mm)	TORN-6060-	S	GG4			1999.18	2466.45	2144.19	2611.46	3881.74	4986.98	4349.91	5621.67
Base — Power Ready — No Cutout					J	F	J	F	K	U	K	U				
4	20"(508mm)	48"(1219mm)	48"(1219mm)	TORN-4848-	S	GK2			\$ 1706.45	\$2092.12	\$ 1829.14	\$ 2214.81	\$ 2973.29	\$3633.40	\$3278.98	\$4032.35
4		54"(1372mm)	54"(1372mm)	TORN-5454-	S	GK2			1840.33	2266.80	1973.56	2400.03	3398.70	4266.19	3781.37	4776.19
4		60"(1524mm)	60"(1524mm)	TORN-6060-	S	GK2			1989.17	2456.44	2134.18	2601.45	3871.73	4976.97	4339.90	5611.66
4	29"(737mm)	48"(1219mm)	48"(1219mm)	TORN-4848-	S	GK4			\$ 1744.95	\$ 2130.62	\$ 1867.64	\$ 2253.31	\$ 3011.79	\$ 3671.90	\$ 3317.48	\$4070.85
4		54"(1372mm)	54"(1372mm)	TORN-5454-	S	GK4			1878.83	2305.30	2012.06	2438.53	3437.20	4304.69	3819.87	4814.69
4		60"(1524mm)	60"(1524mm)	TORN-6060-	S	GK4			2027.67	2494.94	2172.68	2639.95	3910.23	5015.47	4378.40	5650.16

# Jive Table — Bridge Base

## Square



TCRQ-SNG  
Class JV



### Features

- Includes 1.18" (30mm) thick standard top, base, adjustable glides and hardware.
- Standard table heights are 20" (508mm) and 29" (737mm).
- High-Pressure Laminate (HPL) top with knife edge or 3mm edgeband edges or wood veneer top with 3mm wood edgeband or knife edge.
- Glides:
  - 0.625" (16mm) adjustment.
  - Standard in black.
- Ships unassembled.

### Specification Tips

- Edge choice allows a flat seam between tables.
- **Specifying a cutout does not automatically include a Power Ready base.**
- Factory installed cutout is available for:
  - Specify the (F) option for a Center, Single-Sided/4 outlet Flip Top Unit
  - Specify the (J) option for a Center, Single-Sided/6 outlet Flip Top Unit
  - Specify the (M) option for a Center, Double-Sided/8 outlet Flip Top Unit
- Power Ready Base:
  - Allows for cord management through one of the Bridge Base columns.
  - Powered leg location determined during installation.**
  - Available with Glides only.
  - Flip Top Unit circuit breaker plug will not fit in the Power Ready Base opening.**
- **Power cord length determines the distance to building power source.**
- Separately specified:
  - Ganging Mechanism - Recommended for use with power between tables.
  - Horizontal and Vertical Wire Management
  - Power and Data Components
  - Accessories
- Refer to Specification Guide:
  - Accessory placement and compatibility.
  - Seating capacities and leg locations.
  - Information on electrical components compatible with factory cut opening.
  - Power Ready base cable capacity.
- Application may require approval of local authority having jurisdiction (AHJ); ensure compliance before placing orders and installation.

### To Order, Specify:

1) Product number, including:

#### 1 Surface Option:

- L** Laminate
- W** Wood

#### 2 Edge Option:

- Laminate:
- J** Edgeband
  - F** Knife

- Wood:
- K** Edgeband
  - U** Knife

#### 3 Cutout:

- N** No Cutout
- F** Center, Single-Sided/4 outlets (add **\$48.13** list)
- J** Center, Single-Sided/6 outlets (add **\$48.13** list)
- M** Center, Double-Sided/8 outlets (add **\$48.13** list)

#### 4 Base Finish Option:

- A** Painted
- B** Polished (add **\$66.68** list)

2) Laminate surface color or wood finish color.

3) Edgeband trim color (laminated only).

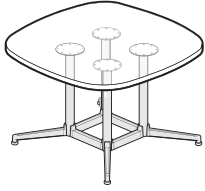
4) Base trim color.

**Note: \$66.18** upcharge list for Metallic trim colors.

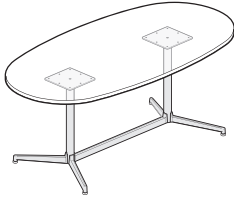
No. of Columns	Height	Depth	Width	Number	HPL				Wood							
					1	2	3	4	A	B	A	B				
Base — No Power — No Cutout																
4	20"(508mm)	48"(1219mm)	48"(1219mm)	TCRQ-4848-	S	GG2			\$ 1677.96	\$2063.63	\$1800.65	\$ 2186.32	\$2944.80	\$3604.91	\$3250.49	\$4003.86
4		54"(1372mm)	54"(1372mm)	TCRQ-5454-	S	GG2			1811.84	2238.31	1945.07	2371.54	3370.21	4237.70	3752.88	4747.70
4		60"(1524mm)	60"(1524mm)	TCRQ-6060-	S	GG2			1960.68	2427.95	2105.69	2572.96	3843.24	4948.48	4311.41	5583.17
4	29"(737mm)	48"(1219mm)	48"(1219mm)	TCRQ-4848-	S	GG4			\$ 1716.46	\$ 2102.13	\$ 1839.15	\$ 2224.82	\$2983.30	\$3643.41	\$3288.99	\$4042.36
4		54"(1372mm)	54"(1372mm)	TCRQ-5454-	S	GG4			1850.34	2276.81	1983.57	2410.04	3408.71	4276.20	3791.38	4786.20
4		60"(1524mm)	60"(1524mm)	TCRQ-6060-	S	GG4			1999.18	2466.45	2144.19	2611.46	3881.74	4986.98	4349.91	5621.67
Base — Power Ready — No Cutout																
4	20"(508mm)	48"(1219mm)	48"(1219mm)	TCRQ-4848-	S	GK2			\$ 1706.45	\$2092.12	\$ 1829.14	\$ 2214.81	\$ 2973.29	\$3633.40	\$3278.98	\$4032.35
4		54"(1372mm)	54"(1372mm)	TCRQ-5454-	S	GK2			1840.33	2266.80	1973.56	2400.03	3398.70	4266.19	3781.37	4776.19
4		60"(1524mm)	60"(1524mm)	TCRQ-6060-	S	GK2			1989.17	2456.44	2134.18	2601.45	3871.73	4976.97	4339.90	5611.66
4	29"(737mm)	48"(1219mm)	48"(1219mm)	TCRQ-4848-	S	GK4			\$ 1744.95	\$ 2130.62	\$ 1867.64	\$ 2253.31	\$ 3011.79	\$ 3671.90	\$ 3317.48	\$4070.85
4		54"(1372mm)	54"(1372mm)	TCRQ-5454-	S	GK4			1878.83	2305.30	2012.06	2438.53	3437.20	4304.69	3819.87	4814.69
4		60"(1524mm)	60"(1524mm)	TCRQ-6060-	S	GK4			2027.67	2494.94	2172.68	2639.95	3910.23	5015.47	4378.40	5650.16

# Jive Table — Bridge Base

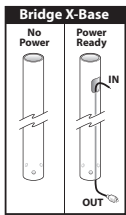
## Pebble



TORP-5454-SNG  
(Symmetrical)



TORP-3048-SNG  
(Asymmetrical)  
Class JV



### Features

- Includes 1.18" (30mm) thick standard top, base, adjustable glides or casters and hardware.
- Standard table heights are 16" (406mm), 20" (508mm), 29" (737mm), 36" (914mm) and 42" (1067mm).
- High-Pressure Laminate (HPL) top with knife edge or 3mm edgeband edges or wood veneer top with 3mm wood edgeband or knife edge.
- Casters:
  - Two locking and two non-locking casters with 0.625" (16mm) adjustment.
  - Standard in black.
- Glides:
  - 0.625" (16mm) adjustment.
  - Standard in black.
- Casters and glides are not interchangeable.
- Ships unassembled.

### Specification Tips

- Asymmetrical tables:
  - 144" (3658mm) and 180" (4572mm) width top has two pieces;
  - 216" (5486mm) top has three pieces.
- **Specifying a cutout does not automatically include a Power Ready base.**
- Factory installed cutout is available for tables 72" (1829mm)W or less:
  - Specify the (F) option for a Center, Single-Sided/4 outlet Flip Top Unit
  - Specify the (J) option for a Center, Single-Sided/6 outlet Flip Top Unit
  - Specify the (M) option for a Center, Double-Sided/8 outlet Flip Top Unit
  - Specify the (Q) option for a Center, Double-Sided/12 outlet Flip Top Unit
- Factory installed cutout is available for :
  - Tables greater than 72" (1829mm)W **except 84" (2134mm), 96" (2438mm) and 108" (2743mm)W:**
    - Specify the (V) option for Left/Right, Single-Sided/4 outlet Flip Top Unit
    - Specify the (K) option for Left/Right, Single-Sided/6 outlet Flip Top Unit
  - Exception:
    - 54" (1372mm) depth x 96" (2438mm) and 108" (2743mm)W will accept V and K option cutouts.
- Power Ready Base:
  - Allows for cord management through one of the Bridge Base Base columns.
  - Asymmetrical tables with 30" (762mm), 36" (914mm), 42" (1067mm) and 48" (1219mm) depths will have 2 or 3 columns. Powered leg location with:
    - Two columns is determined during installation.
    - Three columns is always centered.
    - Asymmetrical tables with 54" (1372mm) depths and Symmetrical tables will have 4 or more columns. Powered leg location with 6 and 8 columns determined at installation of interior legs.
  - Casters and Glides:
    - Specify the (J) option for Casters on the Power Ready base (only available Asymmetrical tables 29" (737mm) or 42" (1067mm)H with two columns).
    - Specify the (K) option for Glides on the Power Ready base (available on 16" (406mm), 20" (508mm), 29" (737mm), 36" (914mm) and 42" (1067mm) high tables).
  - Flip Top Unit circuit breaker plug will not fit in the Power Ready Base opening.**
- **Power cord length determines the distance to building power source.**
- Separately specified:
  - Horizontal and Vertical Wire Management
  - Power and Data Components
  - Accessories
- Refer to Specification Guide:
  - Accessory placement and compatibility.
  - Seating capacities and leg locations.
  - Information on electrical components compatible with factory cut opening.
  - Power Ready base cable capacity.
- Application may require approval of local authority having jurisdiction (AHJ); ensure compliance before placing orders and installation.

### To Order, Specify:

1) Product number, including:

#### 1 Surface Option:

- L** Laminate
- W** Wood

#### 2 Edge Option:

- Laminate:
- J** Edgeband
  - F** Knife
- Wood:
- K** Edgeband
  - U** Knife

#### 3 Cutout:

- N** No Cutout
- F** Center, Single-Sided/4 outlets (add **\$48.13** list)
- J** Center, Single-Sided/6 outlets (add **\$48.13** list)
- M** Center, Double-Sided/8 outlets (add **\$48.13** list)
- Q** Center, Double-Sided/12 outlets (add **\$48.13** list)
- V** Left/Right, Single-Sided/4 outlets (add **\$96.27** list)
- K** Left/Right, Single-Sided/6 outlets (add **\$96.27** list)

#### 4 Base and Wire Management Option:

- Base - No Power:
- C** Casters (add **\$23.44** list) (29" (737mm) and 42" Heights Only)
  - G** Glides
- Base - Power Ready:
- J** Casters (add **\$23.44** list) (29" (737mm) and 42" Heights Only)
  - K** Glides

#### 5 Base Finish Option:

- A** Painted
- B** Polished (add **\$66.68** list)

- 2) Laminate surface color or wood finish color.
- 3) Edgeband trim color (laminated only).
- 4) Base trim color.

**Note:** **\$66.18** upcharge list for Metallic trim colors.

# Jive Table — Bridge Base

## Pebble

No. of Columns	Height	Depth	Width	Number						HPL		B		Wood		B		U	
					1	2	3	4	5	J	F	J	F	K	U	K	U		
<b>Symmetrical — Base — No Power — No Cutout</b>																			
4	20"(508mm)	48"(1219mm)	48"(1219mm)	TCRP-4848-	<input type="checkbox"/>	<input type="checkbox"/>	<input type="checkbox"/>	<input type="checkbox"/>	<input type="checkbox"/>	GG2	\$ 1677.96	\$ 2063.63	\$ 1800.65	\$ 2186.32	\$ 2944.80	\$ 3604.91	\$ 3250.49	\$ 4003.86	
4		54"(1372mm)	54"(1372mm)	TCRP-5454-	<input type="checkbox"/>	<input type="checkbox"/>	<input type="checkbox"/>	<input type="checkbox"/>	<input type="checkbox"/>	GG2	1811.84	2238.31	1945.07	2371.54	3370.21	4237.70	3752.88	4747.70	
4		60"(1524mm)	60"(1524mm)	TCRP-6060-	<input type="checkbox"/>	<input type="checkbox"/>	<input type="checkbox"/>	<input type="checkbox"/>	<input type="checkbox"/>	GG2	1960.68	2427.95	2105.69	2572.96	3843.24	4948.48	4311.41	5583.17	
4	29"(737mm)	48"(1219mm)	48"(1219mm)	TCRP-4848-	<input type="checkbox"/>	<input type="checkbox"/>	<input type="checkbox"/>	<input type="checkbox"/>	<input type="checkbox"/>	G 4	\$ 1716.46	\$ 2102.13	\$ 1839.15	\$ 2186.32	\$ 2983.30	\$ 3643.41	\$ 3288.99	\$ 4042.36	
4		54"(1372mm)	54"(1372mm)	TCRP-5454-	<input type="checkbox"/>	<input type="checkbox"/>	<input type="checkbox"/>	<input type="checkbox"/>	<input type="checkbox"/>	G 4	1850.34	2276.81	1983.57	2371.54	3408.71	4276.20	3791.38	4786.20	
4		60"(1524mm)	60"(1524mm)	TCRP-6060-	<input type="checkbox"/>	<input type="checkbox"/>	<input type="checkbox"/>	<input type="checkbox"/>	<input type="checkbox"/>	G 4	1999.18	2466.45	2144.19	2611.46	3881.74	4986.98	4349.91	5621.67	
<b>Symmetrical — Base — Power Ready — No Cutout</b>																			
4	20"(508mm)	48"(1219mm)	48"(1219mm)	TCRP-4848-	<input type="checkbox"/>	<input type="checkbox"/>	<input type="checkbox"/>	<input type="checkbox"/>	<input type="checkbox"/>	GK2	\$ 1706.45	\$ 2092.12	\$ 1829.14	\$ 2214.81	\$ 2973.29	\$ 3633.40	\$ 3278.98	\$ 4032.35	
4		54"(1372mm)	54"(1372mm)	TCRP-5454-	<input type="checkbox"/>	<input type="checkbox"/>	<input type="checkbox"/>	<input type="checkbox"/>	<input type="checkbox"/>	GK2	1840.33	2266.80	1973.56	2400.03	3398.70	4266.19	3781.37	4776.19	
4		60"(1524mm)	60"(1524mm)	TCRP-6060-	<input type="checkbox"/>	<input type="checkbox"/>	<input type="checkbox"/>	<input type="checkbox"/>	<input type="checkbox"/>	GK2	1989.17	2456.44	2134.18	2601.45	3871.73	4976.97	4339.90	5611.66	
4	29"(737mm)	48"(1219mm)	48"(1219mm)	TCRP-4848-	<input type="checkbox"/>	<input type="checkbox"/>	<input type="checkbox"/>	<input type="checkbox"/>	<input type="checkbox"/>	G 4	\$ 1744.95	\$ 2130.62	\$ 1867.64	\$ 2214.81	\$ 3011.79	\$ 3671.90	\$ 3317.48	\$ 4070.85	
4		54"(1372mm)	54"(1372mm)	TCRP-5454-	<input type="checkbox"/>	<input type="checkbox"/>	<input type="checkbox"/>	<input type="checkbox"/>	<input type="checkbox"/>	G 4	1878.83	2305.30	2012.06	2400.03	3437.20	4304.69	3819.87	4814.69	
4		60"(1524mm)	60"(1524mm)	TCRP-6060-	<input type="checkbox"/>	<input type="checkbox"/>	<input type="checkbox"/>	<input type="checkbox"/>	<input type="checkbox"/>	G 4	2027.67	2494.94	2172.68	2639.95	3910.23	5015.47	4378.40	5650.16	

# Jive Table — Bridge Base

## Pebble

No. of Columns	Height	Depth	Width	Number	① ② ③ ④ ⑤	HPL A		B		Wood A		B	
						J	F	J	F	K	U	K	U
<b>Asymmetrical — Base — No Power — No Cutout</b>													
2	16"(406mm)	30"(762mm)	48"(1219mm)	TCRP-3048-	SNGG1	\$ 1471.84	\$ 1777.21	\$ 1583.99	\$ 1889.36	\$ 2433.67	\$ 2812.88	\$ 2657.97	\$ 3084.95
2			60"(1524mm)	TCRP-3060-	S GG1	1556.50	1921.77	1674.85	2040.12	2702.07	3159.14	2975.66	3492.13
2			72"(1829mm)	TCRP-3072-	S GG1	1642.13	2073.17	1766.68	2197.72	2973.44	3516.01	3296.98	3911.72
2	16"(406mm)	36"(914mm)	60"(1524mm)	TCRP-3660-	S GG1	\$ 1634.66	\$ 2020.33	\$ 1759.21	\$ 2144.88	\$ 2950.49	\$ 3434.08	\$ 3268.96	\$ 3815.91
2			72"(1829mm)	TCRP-3672-	S GG1	1735.49	2188.40	1867.48	2320.39	3270.22	3841.22	3647.33	4294.74
2	20"(508mm)	30"(762mm)	48"(1219mm)	TCRP-3048-	SNGG2	\$ 1546.69	\$ 1852.06	\$ 1658.84	\$ 1964.21	\$ 2508.52	\$ 2887.73	\$ 2732.82	\$ 3159.80
2			60"(1524mm)	TCRP-3060-	S GG2	1631.35	1996.62	1749.70	2114.97	2776.92	3233.99	3050.51	3566.98
2			72"(1829mm)	TCRP-3072-	S GG2	1716.98	2148.02	1841.53	2272.57	3048.29	3590.86	3371.83	3986.57
2		36"(914mm)	60"(1524mm)	TCRP-3660-	S GG2	\$ 1709.51	\$ 2095.18	\$ 1834.06	\$ 2219.73	\$ 3025.34	\$ 3508.93	\$ 3343.81	\$ 3890.76
2			72"(1829mm)	TCRP-3672-	S GG2	1810.34	2263.25	1942.33	2395.24	3345.07	3916.07	3722.18	4369.59
2	29"(737mm)	30"(762mm)	48"(1219mm)	TCRP-3048-	SNG 4	\$ 1546.69	\$ 1852.06	\$ 1658.84	\$ 1964.21	\$ 2508.52	\$ 2887.73	\$ 2732.82	\$ 3159.80
2			60"(1524mm)	TCRP-3060-	S G 4	1631.35	1996.62	1749.70	2114.97	2776.92	3233.99	3050.51	3566.98
2			72"(1829mm)	TCRP-3072-	S G 4	1716.98	2148.02	1841.53	2272.57	3048.29	3590.86	3371.83	3986.57
2		36"(914mm)	60"(1524mm)	TCRP-3660-	S G 4	\$ 1709.51	\$ 2095.18	\$ 1834.06	\$ 2219.73	\$ 3025.34	\$ 3508.93	\$ 3343.81	\$ 3890.76
2			72"(1829mm)	TCRP-3672-	S G 4	1810.34	2263.25	1942.33	2395.24	3345.07	3916.07	3722.18	4369.59
3		42"(1067mm)	84"(2134mm)	TCRP-4284-	SNG 4	\$ 3643.48	\$ 4192.84	\$ 3791.59	\$ 4340.95	\$ 5635.70	\$ 6332.08	\$ 6134.34	\$ 6925.86
3			96"(2438mm)	TCRP-4296-	SNG 4	3761.45	4391.27	3918.24	4548.06	6009.74	6810.72	6577.02	7488.75
3		48"(1219mm)	96"(2438mm)	TCRP-4896-	SNG 4	\$ 3885.22	\$ 4539.84	\$ 4051.93	\$ 4706.55	\$ 6403.25	\$ 7236.48	\$ 7041.46	\$ 7990.26
3			108"(2743mm)	TCRP-48A8-	SNG 4	4019.36	4761.78	4195.99	4938.41	6828.63	7776.00	7544.81	8624.79
3			120"(3048mm)	TCRP-48CO-	S G 4	4154.47	4990.57	4341.02	5177.12	7256.98	8326.13	8051.79	9271.74
6		54"(1372mm)	96"(2438mm)	TCRP-5496-	S G 4	\$ 4158.63	\$ 4838.06	\$ 4335.26	\$ 5014.69	\$ 6946.41	\$ 7811.89	\$ 7655.55	\$ 8641.41
6			108"(2743mm)	TCRP-54A8-	S G 4	4307.98	5076.68	4495.77	5264.47	7420.15	8401.68	8215.95	9335.19
6			120"(3048mm)	TCRP-54CO-	S G 4	4458.29	5322.13	4657.24	5521.08	7896.86	9002.08	8779.97	10041.38
6			144"(3658mm)	TCRP-54E4-	S G 4	6349.94	7481.57	6571.21	7702.84	10865.45	12904.97	11925.16	14161.23
8			180"(4572mm)	TCRP-54JO-	S GG4	7011.69	8499.25	7266.44	8754.00	12530.46	14992.98	13859.99	16588.15
8			216"(5486mm)	TCRP-54M6-	S GG4	7602.99	9714.68	7891.22	10002.91	14567.18	17010.10	16172.44	18960.36
2	36"(914mm)	30"(762mm)	48"(1219mm)	TCRP-3048-	SNGG6	\$ 1584.11	\$ 1889.48	\$ 1696.26	\$ 2001.63	\$ 2545.94	\$ 2925.15	\$ 2770.24	\$ 3197.22
2			60"(1524mm)	TCRP-3060-	S GG6	1668.77	2034.04	1787.12	2152.39	2814.34	3271.41	3087.93	3604.40
2			72"(1829mm)	TCRP-3072-	S GG6	1754.40	2185.44	1878.95	2309.99	3085.71	3628.28	3409.25	4023.99
2	36"(914mm)	36"(914mm)	60"(1524mm)	TCRP-3660-	S GG6	\$ 1746.93	\$ 2132.60	\$ 1871.48	\$ 2257.15	\$ 3062.76	\$ 3546.35	\$ 3381.23	\$ 3928.18
2			72"(1829mm)	TCRP-3672-	S GG6	1847.76	2300.67	1979.75	2432.66	3382.49	3953.49	3759.60	4407.01
2	42"(1067mm)	30"(762mm)	48"(1219mm)	TCRP-3048-	SNG 7	\$ 1621.54	\$ 1926.91	\$ 1733.69	\$ 2039.06	\$ 2583.37	\$ 2962.58	\$ 2807.67	\$ 3234.65
2			60"(1524mm)	TCRP-3060-	S G 7	1706.20	2071.47	1824.55	2189.82	2851.77	3308.84	3125.36	3641.83
2			72"(1829mm)	TCRP-3072-	S G 7	1791.83	2222.87	1916.38	2347.42	3123.14	3665.71	3446.68	4061.42
2	42"(1067mm)	36"(914mm)	60"(1524mm)	TCRP-3660-	S G 7	\$ 1784.36	\$ 2170.03	\$ 1908.91	\$ 2294.58	\$ 3100.19	\$ 3583.78	\$ 3418.66	\$ 3965.61
2			72"(1829mm)	TCRP-3672-	S G 7	1885.19	2338.10	2017.18	2470.09	3419.92	3990.92	3797.03	4444.44

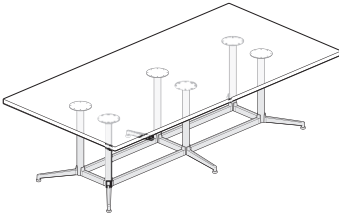
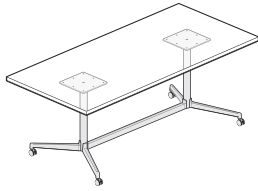
# Jive Table — Bridge Base

## Pebble

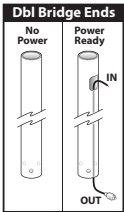
No. of Columns	Height	Depth	Width	Number	① ② ③ ④ ⑤	HPL A		B		Wood A		B	
						J	F	J	F	K	U	K	U
<b>Asymmetrical — Base — Power Ready — No Cutout</b>													
2	16"(406mm)	30"(762mm)	48"(1219mm)	TCRP-3048-	SNGK1	\$ 1500.33	\$ 1805.70	\$ 1612.48	\$ 1917.85	\$ 2462.16	\$ 2841.37	\$ 2686.46	\$ 3113.44
2			60"(1524mm)	TCRP-3060-	S GK1	1584.99	1950.26	1703.34	2068.61	2730.56	3187.63	3004.15	3520.62
2			72"(1829mm)	TCRP-3072-	S GK1	1670.62	2101.66	1795.17	2226.21	3001.93	3544.50	3325.47	3940.21
2	16"(406mm)	36"(914mm)	60"(1524mm)	TCRP-3660-	S GK1	\$ 1663.15	\$ 2048.82	\$ 1787.70	\$ 2173.37	\$ 2978.98	\$ 3462.57	\$ 3297.45	\$ 3844.40
2			72"(1829mm)	TCRP-3672-	S GK1	1763.98	2216.89	1895.97	2348.88	3298.71	3869.71	3675.82	4323.23
2	20"(508mm)	30"(762mm)	48"(1219mm)	TCRP-3048-	SNGK2	\$ 1575.18	\$ 1880.55	\$ 1687.33	\$ 1992.70	\$ 2537.01	\$ 2916.22	\$ 2761.31	\$ 3188.29
2			60"(1524mm)	TCRP-3060-	S GK2	1659.84	2025.11	1778.19	2143.46	2805.41	3262.48	3079.00	3595.47
2			72"(1829mm)	TCRP-3072-	S GK2	1745.47	2176.51	1870.02	2301.06	3076.78	3619.35	3400.32	4015.06
2		36"(914mm)	60"(1524mm)	TCRP-3660-	S GK2	\$ 1738.00	\$ 2123.67	\$ 1862.55	\$ 2248.22	\$ 3053.83	\$ 3537.42	\$ 3372.30	\$ 3919.25
2			72"(1829mm)	TCRP-3672-	S GK2	1838.83	2291.74	1970.82	2423.73	3373.56	3944.56	3750.67	4398.08
2	29"(737mm)	30"(762mm)	48"(1219mm)	TCRP-3048-	SNG 4	\$ 1575.18	\$ 1880.55	\$ 1687.33	\$ 1992.70	\$ 2537.01	\$ 2916.22	\$ 2761.31	\$ 3188.29
2			60"(1524mm)	TCRP-3060-	S G 4	1659.84	2025.11	1778.19	2143.46	2805.41	3262.48	3079.00	3595.47
2			72"(1829mm)	TCRP-3072-	S G 4	1745.47	2176.51	1870.02	2301.06	3076.78	3619.35	3400.32	4015.06
2		36"(914mm)	60"(1524mm)	TCRP-3660-	S G 4	\$ 1738.00	\$ 2123.67	\$ 1862.55	\$ 2248.22	\$ 3053.83	\$ 3537.42	\$ 3372.30	\$ 3919.25
2			72"(1829mm)	TCRP-3672-	S G 4	1838.83	2291.74	1970.82	2423.73	3373.56	3944.56	3750.67	4398.08
3		42"(1067mm)	84"(2134mm)	TCRP-4284-	SNG 4	\$ 3671.97	\$ 4221.33	\$ 3820.08	\$ 4369.44	\$ 5664.19	\$ 6360.57	\$ 6162.83	\$ 6954.35
3			96"(2438mm)	TCRP-4296-	SNG 4	3789.94	4419.76	3946.73	4576.55	6038.23	6839.21	6605.51	7517.24
3		48"(1219mm)	96"(2438mm)	TCRP-4896-	SNG 4	\$ 3913.71	\$ 4568.33	\$ 4080.42	\$ 4735.04	\$ 6431.74	\$ 7264.97	\$ 7069.95	\$ 8018.75
3			108"(2743mm)	TCRP-48A8-	SNG 4	4047.85	4790.27	4224.48	4966.90	6857.12	7804.49	7573.30	8653.28
3			120"(3048mm)	TCRP-48CO-	S G 4	4182.96	5019.06	4369.51	5205.61	7285.47	8354.62	8080.28	9300.23
6		54"(1372mm)	96"(2438mm)	TCRP-5496-	S G 4	\$ 4187.12	\$ 4866.55	\$ 4363.75	\$ 5043.18	\$ 6974.90	\$ 7840.38	\$ 7684.04	\$ 8669.90
6			108"(2743mm)	TCRP-54A8-	S G 4	4336.47	5105.17	4524.26	5292.96	7448.64	8430.17	8244.44	9363.68
6			120"(3048mm)	TCRP-54CO-	S G 4	4486.78	5350.62	4685.73	5549.57	7925.35	9030.57	8808.46	10069.87
6			144"(3658mm)	TCRP-54E4-	S G 4	6378.43	7510.06	6599.70	7731.33	10893.94	12933.46	11953.65	14189.72
8			180"(4572mm)	TCRP-54JO-	S GK4	7040.18	8527.74	7294.93	8782.49	12558.95	15021.47	13888.48	16616.64
8			216"(5486mm)	TCRP-54M6-	S GK4	7631.48	9743.17	7919.71	10031.40	14595.67	17038.59	16200.93	18988.85
2	36"(914mm)	30"(762mm)	48"(1219mm)	TCRP-3048-	SNGK6	\$ 1612.60	\$ 1917.97	\$ 1724.75	\$ 2030.12	\$ 2574.43	\$ 2953.64	\$ 2798.73	\$ 3225.71
2			60"(1524mm)	TCRP-3060-	S GK6	1697.26	2062.53	1815.61	2180.88	2842.83	3299.90	3116.42	3632.89
2			72"(1829mm)	TCRP-3072-	S GK6	1782.89	2213.93	1907.44	2338.48	3114.20	3656.77	3437.74	4052.48
2	36"(914mm)	36"(914mm)	60"(1524mm)	TCRP-3660-	S GK6	\$ 1775.42	\$ 2161.09	\$ 1899.97	\$ 2285.64	\$ 3091.25	\$ 3574.84	\$ 3409.72	\$ 3956.67
2			72"(1829mm)	TCRP-3672-	S GK6	1876.25	2329.16	2008.24	2461.15	3410.98	3981.98	3788.09	4435.50
2	42"(1067mm)	30"(762mm)	48"(1219mm)	TCRP-3048-	SNG 7	\$ 1650.03	\$ 1955.40	\$ 1762.18	\$ 2067.55	\$ 2611.86	\$ 2991.07	\$ 2836.16	\$ 3263.14
2			60"(1524mm)	TCRP-3060-	S G 7	1734.69	2099.96	1853.04	2218.31	2880.26	3337.33	3153.85	3670.32
2			72"(1829mm)	TCRP-3072-	S G 7	1820.32	2251.36	1944.87	2375.91	3151.63	3694.20	3475.17	4089.91
2	42"(1067mm)	36"(914mm)	60"(1524mm)	TCRP-3660-	S G 7	\$ 1812.85	\$ 2198.52	\$ 1937.40	\$ 2323.07	\$ 3128.68	\$ 3612.27	\$ 3447.15	\$ 3994.10
2			72"(1829mm)	TCRP-3672-	S G 7	1913.68	2366.59	2045.67	2498.58	3448.41	4019.41	3825.52	4472.93

# Jive Table — Bridge Base

## Rectangle



TORA-SNG  
Class JV



### Features

- Includes 1.18" (30mm) thick standard top, base, adjustable glides or casters and hardware.
- Standard table heights are 16" (406mm), 20" (508mm), 29" (737mm), 36" (914mm) and 42" (1067mm).
- High-Pressure Laminate (HPL) top with knife edge or 3mm edgeband edges or wood veneer top with 3mm wood edgeband or knife edge.
- Casters:
  - Two locking and two non-locking casters with 0.625" (16mm) adjustment.
  - Standard in black.
- Glides:
  - 0.625" (16mm) adjustment.
  - Standard in black.
- Casters and glides are not interchangeable.
- Ships unassembled.

### Specification Tips

- Edge choice allows a flat seam between tables.
- Tables with more than one piece:
  - 144" (3658mm) and 180" (4572mm) width top has two pieces;
  - 216" (5486mm) top has three pieces.
- **Specifying a cutout does not automatically include a Power Ready base.**
- Factory installed cutout is available for tables 72" (1829mm)W or less:
  - Specify the (F) option for a Center, Single-Sided/4 outlet Flip Top Unit
  - Specify the (J) option for a Center, Single-Sided/6 outlet Flip Top Unit
  - Specify the (M) option for a Center, Double-Sided/8 outlet Flip Top Unit
  - Specify the (Q) option for a Center, Double-Sided/12 outlet Flip Top Unit
- Factory installed cutout is available for :
  - Tables greater than **72" (1829mm)W except 84" (2134mm), 96" (2438mm) and 108" (2743mm)W:**
    - Specify the (V) option for Left/Right, Single-Sided/4 outlet Flip Top Unit
    - Specify the (K) option for Left/Right, Single-Sided/6 outlet Flip Top Unit
    - Exception:
      - 54" (1372mm) depth x 96" (2438mm) and 108" (2743mm)W will accept V and K option cutouts.
- Power Ready Base:
  - Allows for cord management through one of the Bridge Base Base columns.
  - Tables with 30" (762mm), 36" (914mm), 42" (1067mm) and 48" (1219mm) depths will have 2 or 3 columns. Powered leg location with:
    - Two columns is determined during installation.
    - Three columns is always centered.
    - Tables with 54" (1372mm) depths will have 4 or more columns.
  - Powered leg location with 6 and 8 columns determined at installation of interior legs.
  - Flip Top Unit circuit breaker plug will not fit in the Power Ready Base opening.**
- **Power cord length determines the distance to building power source.**
- Casters and Glides:
  - No Power Base**
    - Specify the (C) option for Casters only available with two column tables 29" (737mm) or 42" (1067mm)H
    - Specify the (G) option for Glides (available on 16" (406mm), 20" (508mm), 29" (737mm), 36" (914mm) and 42" (1067mm)H tables).
  - Power Ready Base**
    - Specify the (J) option for Casters (only available with two column tables 29" (737mm) or 42" (1067mm)
    - Specify the (K) option for Glides (available on 16" (406mm), 20" (508mm), 29" (737mm), 36" (914mm) and 42" (1067mm)H tables).
- Separately specified:
  - Ganging Mechanism
  - Recommended for use with power between tables.
  - Horizontal and Vertical Wire Management
  - Power and Data Components
  - Accessories
- Refer to Specification Guide:
  - Accessory placement and compatibility.
  - Seating capacities and leg locations.
  - Information on electrical components compatible with factory cut opening.
  - Power Ready base cable capacity.
- Application may require approval of local authority having jurisdiction (AHJ); ensure compliance before placing orders and installation.

### To Order, Specify:

1) Product number, including:

**1 Surface Option:**

- L** Laminate
- W** Wood

**2 Edge Option:**

- Laminate:
- J** Edgeband
  - F** Knife
- Wood:
- K** Edgeband
  - U** Knife

**3 Cutout:**

- N** No Cutout
- F** Center, Single-Sided/4 outlets (add **\$48.13** list)
- J** Center, Single-Sided/6 outlets (add **\$48.13** list)
- M** Center, Double-Sided/8 outlets (add **\$48.13** list)
- Q** Center, Double-Sided/12 outlets (add **\$48.13** list)
- V** Left/Right, Single-Sided/4 outlets (add **\$96.27** list)
- K** Left/Right, Single-Sided/6 outlets (add **\$96.27** list)

**4 Base and Wire Management Option:**

- Base - No Power:
- C** Casters (add **\$23.44** list) (29" (737mm) and 42" Heights Only)
  - G** Glides
- Base - Power Ready:
- J** Casters (add **\$23.44** list) (29" (737mm) and 42" Heights Only)
  - K** Glides

**5 Base Finish Option:**

- A** Painted
- B** Polished (add **\$66.68** list)

- 2) Laminate surface color or wood finish color.
- 3) Edgeband trim color (laminated only).
- 4) Base trim color.

**Note:** **\$66.18** upcharge list for Metallic trim colors.



# Jive Table — Bridge Base

## Rectangle

No. of Columns	Height	Depth	Width	Number	①	②	③	④	⑤	HPL		B		Wood		B		
										A	F	J	F	A	U	K	U	
Base — No Power — No Cutout																		
2	16"(406mm)	30"(762mm)	48"(1219mm)	TCRA-3048-	S	GG1				\$ 1471.84	\$ 1777.21	\$ 1583.99	\$ 1889.36	\$ 2433.67	\$ 2812.88	\$ 2657.97	\$ 3084.95	
2			60"(1524mm)	TCRA-3060-	S	GG1				1556.50	1921.77	1674.85	2040.12	2702.07	3159.14	2975.66	3492.13	
2			72"(1829mm)	TCRA-3072-	S	GG1				1642.13	2073.17	1766.68	2197.72	2973.44	3516.01	3296.98	3911.72	
2	16"(406mm)	36"(914mm)	60"(1524mm)	TCRA-3660-	S	GG1				\$ 1634.66	\$ 2020.33	\$ 1759.21	\$ 2144.88	\$ 2950.49	\$ 3434.08	\$ 3268.96	\$ 3815.91	
2			72"(1829mm)	TCRA-3672-	S	GG1				1735.49	2188.40	1867.48	2320.39	3270.22	3841.22	3647.33	4294.74	
2	20"(508mm)	30"(762mm)	48"(1219mm)	TCRA-3048-	S	GG2				\$ 1546.69	\$ 1852.06	\$ 1658.84	\$ 1964.21	\$ 2508.52	\$ 2887.73	\$ 2732.82	\$ 3159.80	
2			60"(1524mm)	TCRA-3060-	S	GG2				1631.35	1996.62	1749.70	2114.97	2776.92	3233.99	3050.51	3566.98	
2			72"(1829mm)	TCRA-3072-	S	GG2				1716.98	2148.02	1841.53	2272.57	3048.29	3590.86	3371.83	3986.57	
2	20"(508mm)	36"(914mm)	60"(1524mm)	TCRA-3660-	S	GG2				\$ 1709.51	\$ 2095.18	\$ 1834.06	\$ 2219.73	\$ 3025.34	\$ 3508.93	\$ 3343.81	\$ 3890.76	
2			72"(1829mm)	TCRA-3672-	S	GG2				1810.34	2263.25	1942.33	2395.24	3345.07	3916.07	3722.18	4369.59	
2	29"(737mm)	30"(762mm)	48"(1219mm)	TCRA-3048-	S	G	4			\$ 1546.69	\$ 1852.06	\$ 1658.84	\$ 1964.21	\$ 2508.52	\$ 2887.73	\$ 2732.82	\$ 3159.80	
2			60"(1524mm)	TCRA-3060-	S	G	4			1631.35	1996.62	1749.70	2114.97	2776.92	3233.99	3050.51	3566.98	
2			72"(1829mm)	TCRA-3072-	S	G	4			1716.98	2148.02	1841.53	2272.57	3048.29	3590.86	3371.83	3986.57	
2	29"(737mm)	36"(914mm)	60"(1524mm)	TCRA-3660-	S	G	4			\$ 1709.51	\$ 2095.18	\$ 1834.06	\$ 2219.73	\$ 3025.34	\$ 3508.93	\$ 3343.81	\$ 3890.76	
2			72"(1829mm)	TCRA-3672-	S	G	4			1810.34	2263.25	1942.33	2395.24	3345.07	3916.07	3722.18	4369.59	
3	29"(737mm)	42"(1067mm)	84"(2134mm)	TCRA-4284-	S	GG4				\$ 3643.48	\$ 4192.84	\$ 3791.59	\$ 4340.95	\$ 5635.70	\$ 6332.08	\$ 6134.34	\$ 6925.86	
3			96"(2438mm)	TCRA-4296-	S	GG4				3761.45	4391.27	3918.24	4548.06	6009.74	6810.72	6577.02	7488.75	
3	29"(737mm)	48"(1219mm)	96"(2438mm)	TCRA-4896-	S	GG4				\$ 3885.22	\$ 4539.84	\$ 4051.93	\$ 4706.55	\$ 6403.25	\$ 7236.48	\$ 7041.46	\$ 7990.26	
3			108"(2743mm)	TCRA-48A8-	S	GG4				4019.36	4761.78	4195.99	4938.41	6828.63	7776.00	7544.81	8624.79	
3			120"(3048mm)	TCRA-48C0-	S	GG4				4154.47	4990.57	4341.02	5177.12	7256.98	8326.13	8051.79	9271.74	
6	29"(737mm)	54"(1372mm)	96"(2438mm)	TCRA-5496-	S	GG4				\$ 4158.63	\$ 4838.06	\$ 4335.26	\$ 5014.69	\$ 6946.41	\$ 7811.89	\$ 7655.55	\$ 8641.41	
6			108"(2743mm)	TCRA-54A8-	S	GG4				4307.98	5076.68	4495.77	5264.47	7420.15	8401.68	8215.95	9335.19	
6			120"(3048mm)	TCRA-54C0-	S	GG4				4458.29	5322.13	4657.24	5521.08	7896.86	9002.08	8779.97	10041.38	
6			144"(3658mm)	TCRA-54E4-	S	GG4				6349.94	7481.57	6571.21	7702.84	10865.45	12904.97	11925.16	14161.23	
8			180"(4572mm)	TCRA-54J0-	S	GG4				7011.69	8499.25	7266.44	8754.00	12530.46	14992.98	13859.99	16588.15	
8			216"(5486mm)	TCRA-54M6-	S	GG4				7602.99	9714.68	7891.22	10002.91	14567.18	17010.10	16172.44	18960.36	
2	36"(914mm)	30"(762mm)	48"(1219mm)	TCRA-3048-	S	GG6				\$ 1584.11	\$ 1889.48	\$ 1696.26	\$ 2001.63	\$ 2545.94	\$ 2925.15	\$ 2770.24	\$ 3197.22	
2			60"(1524mm)	TCRA-3060-	S	GG6				1668.77	2034.04	1787.12	2152.39	2814.34	3271.41	3087.93	3604.40	
2			72"(1829mm)	TCRA-3072-	S	GG6				1754.40	2185.44	1878.95	2309.99	3085.71	3628.28	3409.25	4023.99	
2	36"(914mm)	36"(914mm)	60"(1524mm)	TCRA-3660-	S	GG6				\$ 1746.93	\$ 2132.60	\$ 1871.48	\$ 2257.15	\$ 3062.76	\$ 3546.35	\$ 3381.23	\$ 3928.18	
2			72"(1829mm)	TCRA-3672-	S	GG6				1847.76	2300.67	1979.75	2432.66	3382.49	3953.49	3759.60	4407.01	
2	42"(1067mm)	30"(762mm)	48"(1219mm)	TCRA-3048-	S	G	7			\$ 1621.54	\$ 1926.91	\$ 1733.69	\$ 2039.06	\$ 2583.37	\$ 2962.58	\$ 2807.67	\$ 3234.65	
2			60"(1524mm)	TCRA-3060-	S	G	7			1706.20	2071.47	1824.55	2189.82	2851.77	3308.84	3125.36	3641.83	
2			72"(1829mm)	TCRA-3072-	S	G	7			1791.83	2222.87	1916.38	2347.42	3123.14	3665.71	3446.68	4061.42	
2	42"(1067mm)	36"(914mm)	60"(1524mm)	TCRA-3660-	S	G	7			\$ 1784.36	\$ 2170.03	\$ 1908.91	\$ 2294.58	\$ 3100.19	\$ 3583.78	\$ 3418.66	\$ 3965.61	
2			72"(1829mm)	TCRA-3672-	S	G	7			1885.19	2338.10	2017.18	2470.09	3419.92	3990.92	3797.03	4444.44	

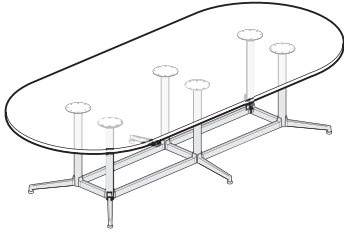
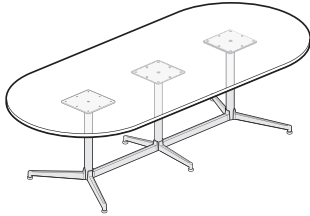
# Jive Table — Bridge Base

## Rectangle

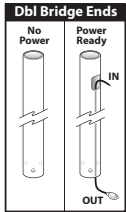
No. of Columns	Height	Depth	Width	Number	①	②	③	④	⑤	HPL				Wood				
										A	F	B	F	A	U	B	U	
										J	F	J	F	K	U	K	U	
<b>Base — Power Ready — No Cutout</b>																		
2	16"(406mm)	30"(762mm)	48"(1219mm)	TCRA-3048-						SNGK1	\$ 1500.33	\$ 1805.70	\$ 1612.48	\$ 1917.85	\$ 2462.16	\$ 2841.37	\$ 2686.46	\$ 3113.44
2			60"(1524mm)	TCRA-3060-						S GK1	1584.99	1950.26	1703.34	2068.61	2730.56	3187.63	3004.15	3520.62
2			72"(1829mm)	TCRA-3072-						S GK1	1670.62	2101.66	1795.17	2226.21	3001.93	3544.50	3325.47	3940.21
2	16"(406mm)	36"(914mm)	60"(1524mm)	TCRA-3660-						S GK1	\$ 1663.15	\$ 2048.82	\$ 1787.70	\$ 2173.37	\$ 2978.98	\$ 3462.57	\$ 3297.45	\$ 3844.40
2			72"(1829mm)	TCRA-3672-						S GK1	1763.98	2216.89	1895.97	2348.88	3298.71	3869.71	3675.82	4323.23
2	20"(508mm)	30"(762mm)	48"(1219mm)	TCRA-3048-						SNGK2	\$ 1575.18	\$ 1880.55	\$ 1687.33	\$ 1992.70	\$ 2537.01	\$ 2916.22	\$ 2761.31	\$ 3188.29
2			60"(1524mm)	TCRA-3060-						S GK2	1659.84	2025.11	1778.19	2143.46	2805.41	3262.48	3079.00	3595.47
2			72"(1829mm)	TCRA-3072-						S GK2	1745.47	2176.51	1870.02	2301.06	3076.78	3619.35	3400.32	4015.06
2	20"(508mm)	36"(914mm)	60"(1524mm)	TCRA-3660-						S GK2	\$ 1738.00	\$ 2123.67	\$ 1862.55	\$ 2248.22	\$ 3053.83	\$ 3537.42	\$ 3372.30	\$ 3919.25
2			72"(1829mm)	TCRA-3672-						S GK2	1838.83	2291.74	1970.82	2423.73	3373.56	3944.56	3750.67	4398.08
2	29"(737mm)	30"(762mm)	48"(1219mm)	TCRA-3048-						SNG 4	\$ 1575.18	\$ 1880.55	\$ 1687.33	\$ 1992.70	\$ 2537.01	\$ 2916.22	\$ 2761.31	\$ 3188.29
2			60"(1524mm)	TCRA-3060-						S G 4	1659.84	2025.11	1778.19	2143.46	2805.41	3262.48	3079.00	3595.47
2			72"(1829mm)	TCRA-3072-						S G 4	1745.47	2176.51	1870.02	2301.06	3076.78	3619.35	3400.32	4015.06
2	29"(737mm)	36"(914mm)	60"(1524mm)	TCRA-3660-						S G 4	\$ 1738.00	\$ 2123.67	\$ 1862.55	\$ 2248.22	\$ 3053.83	\$ 3537.42	\$ 3372.30	\$ 3919.25
2			72"(1829mm)	TCRA-3672-						S G 4	1838.83	2291.74	1970.82	2423.73	3373.56	3944.56	3750.67	4398.08
3	29"(737mm)	42"(1067mm)	84"(2134mm)	TCRA-4284-						SNGK4	\$ 3671.97	\$ 4221.33	\$ 3820.08	\$ 4369.44	\$ 5664.19	\$ 6360.57	\$ 6162.83	\$ 6954.35
3			96"(2438mm)	TCRA-4296-						SNGK4	3789.94	4419.76	3946.73	4576.55	6038.23	6839.21	6605.51	7517.24
3	29"(737mm)	48"(1219mm)	96"(2438mm)	TCRA-4896-						SNGK4	\$ 3913.71	\$ 4568.33	\$ 4080.42	\$ 4735.04	\$ 6431.74	\$ 7264.97	\$ 7069.95	\$ 8018.75
3			108"(2743mm)	TCRA-48A8-						SNGK4	4047.85	4790.27	4224.48	4966.90	6857.12	7804.49	7573.30	8653.28
3			120"(3048mm)	TCRA-48C0-						S GK4	4182.96	5019.06	4369.51	5205.61	7285.47	8354.62	8080.28	9300.23
6	29"(737mm)	54"(1372mm)	96"(2438mm)	TCRA-5496-						S GK4	\$ 4187.12	\$ 4866.55	\$ 4363.75	\$ 5043.18	\$ 6974.90	\$ 7840.38	\$ 7684.04	\$ 8669.90
6			108"(2743mm)	TCRA-54A8-						S GK4	4336.47	5105.17	4524.26	5292.96	7448.64	8430.17	8244.44	9363.68
6			120"(3048mm)	TCRA-54C0-						S GK4	4486.78	5350.62	4685.73	5549.57	7925.35	9030.57	8808.46	10069.87
6			144"(3658mm)	TCRA-54E4-						S GK4	6378.43	7510.06	6599.70	7731.33	10893.94	12933.46	11953.65	14189.72
8			180"(4572mm)	TCRA-54J0-						S GK4	7040.18	8527.74	7294.93	8782.49	12558.95	15021.47	13888.48	16616.64
8			216"(5486mm)	TCRA-54M6-						S GK4	7631.48	9743.17	7919.71	10031.40	14595.67	17038.59	16200.93	18988.85
2	36"(914mm)	30"(762mm)	48"(1219mm)	TCRA-3048-						SNGK6	\$ 1612.60	\$ 1917.97	\$ 1724.75	\$ 2030.12	\$ 2574.43	\$ 2953.64	\$ 2798.73	\$ 3225.71
2			60"(1524mm)	TCRA-3060-						S GK6	1697.26	2062.53	1815.61	2180.88	2842.83	3299.90	3116.42	3632.89
2			72"(1829mm)	TCRA-3072-						S GK6	1782.89	2213.93	1907.44	2338.48	3114.20	3656.77	3437.74	4052.48
2	36"(914mm)	36"(914mm)	60"(1524mm)	TCRA-3660-						S GK6	\$ 1775.42	\$ 2161.09	\$ 1899.97	\$ 2285.64	\$ 3091.25	\$ 3574.84	\$ 3409.72	\$ 3956.67
2			72"(1829mm)	TCRA-3672-						S GK6	1876.25	2329.16	2008.24	2461.15	3410.98	3981.98	3788.09	4435.50
2	42"(1067mm)	30"(762mm)	48"(1219mm)	TCRA-3048-						SNG 7	\$ 1650.03	\$ 1955.40	\$ 1762.18	\$ 2067.55	\$ 2611.86	\$ 2991.07	\$ 2836.16	\$ 3263.14
2			60"(1524mm)	TCRA-3060-						S G 7	1734.69	2099.96	1853.04	2218.31	2880.26	3337.33	3153.85	3670.32
2			72"(1829mm)	TCRA-3072-						S G 7	1820.32	2251.36	1944.87	2375.91	3151.63	3694.20	3475.17	4089.91
2	42"(1067mm)	36"(914mm)	60"(1524mm)	TCRA-3660-						S G 7	\$ 1812.85	\$ 2198.52	\$ 1937.40	\$ 2323.07	\$ 3128.68	\$ 3612.27	\$ 3447.15	\$ 3994.10
2			72"(1829mm)	TCRA-3672-						S G 7	1913.68	2366.59	2045.67	2498.58	3448.41	4019.41	3825.52	4472.93

# Jive Table — Bridge Base

## Racetrack



TCRT-SNG  
Class JV



### Features

- Includes 1.18" (30mm) thick standard top, base, adjustable glides or casters and hardware.
- Standard table heights are 16" (406mm), 20" (508mm), 29" (737mm), 36" (914mm) and 42" (1067mm).
- High-Pressure Laminate (HPL) top with knife edge or 3mm edgeband edges or wood veneer top with 3mm wood edgeband or knife edge.
- Casters:
  - Two locking and two non-locking casters with 0.625" (16mm) adjustment.
  - Standard in black.
- Glides:
  - 0.625" (16mm) adjustment.
  - Standard in black.
- Casters and glides are not interchangeable.
- Ships unassembled.

### Specification Tips

- Tables with more than one piece:
  - 144" (3658mm) and 180" (4572mm) width top has two pieces;
  - 216" (5486mm) top has three pieces.
- **Specifying a cutout does not automatically include a Power Ready base.**
- Factory installed cutout is available for tables 72" (1829mm)W or less:
  - Specify the (F) option for a Center, Single-Sided/4 outlet Flip Top Unit
  - Specify the (J) option for a Center, Single-Sided/6 outlet Flip Top Unit
  - Specify the (M) option for a Center, Double-Sided/8 outlet Flip Top Unit
  - Specify the (Q) option for a Center, Double-Sided/12 outlet Flip Top Unit
- Factory installed cutout is available for:
  - Tables greater than 72"W **except 84" (2134mm), 96" (2438mm) and 108" (2743mm)W:**
    - Specify the (V) option for Left/Right, Single-Sided/4 outlet Flip Top Unit
    - Specify the (K) option for Left/Right, Single-Sided/6 outlet Flip Top Unit
  - Exception:
    - 54" (1372mm) depth x 96" (2438mm) and 108" (2743mm)W will accept V and K option cutouts.
- Power Ready Base:
  - Allows for cord management through one of the Bridge Base Base columns.
  - Tables with 30" (762mm), 36" (914mm), 42" (1067mm) and 48" (1219mm) depths will have 2 or 3 columns. Powered leg location with:
    - Two columns is determined during installation.
    - Three columns is always centered.
    - Tables with 54" (1372mm) depths will have 4 or more columns. Powered leg location with 6 and 8 columns determined at installation of interior legs.
  - Casters and Glides:
    - Specify the (J) option for Casters on the Power Ready base (only available with two column tables 29" (737mm) or 42" (1067mm)H)
- Specify the (K) option for Glides on the Power Ready base (available on 16" (406mm), 20" (508mm), 29" (737mm), 36" (914mm) and 42" (1067mm) high tables)
  - Flip Top Unit circuit breaker plug will not fit in the Power Ready Base opening.**
- **Power cord length determines the distance to building power source.**
- Separately specified:
  - Horizontal and Vertical Wire Management
  - Power and Data Components
  - Accessories
- Refer to Specification Guide:
  - Accessory placement and compatibility.
  - Seating capacities and leg locations.
  - Information on electrical components compatible with factory cut opening.
  - Power Ready base cable capacity.
- Application may require approval of local authority having jurisdiction (AHJ); ensure compliance before placing orders and installation.

### To Order, Specify:

1) Product number, including:

#### 1 Surface Option:

- L** Laminate
- W** Wood

#### 2 Edge Option:

- Laminate:
- J** Edgeband
  - F** Knife
- Wood:
- K** Edgeband
  - U** Knife

#### 3 Cutout:

- N** No Cutout
- F** Center, Single-Sided/4 outlets (add **\$48.13** list)
- J** Center, Single-Sided/6 outlets (add **\$48.13** list)
- M** Center, Double-Sided/8 outlets (add **\$48.13** list)
- Q** Center, Double-Sided/12 outlets (add **\$48.13** list)
- V** Left/Right, Single-Sided/4 outlets (add **\$96.27** list)
- K** Left/Right, Single-Sided/6 outlets (add **\$96.27** list)

#### 4 Base and Wire Management Option:

- Base - No Power:
- C** Casters (add **\$23.44** list) (29" (737mm) and 42" Heights Only)
  - G** Glides
- Base - Power Ready:
- J** Casters (add **\$23.44** list) (29" (737mm) and 42" Heights Only)
  - K** Glides

#### 5 Base Finish Option:

- A** Painted
- B** Polished (add **\$66.68** list)

- Laminate surface color or wood finish color.
- Edgeband trim color (laminated only).
- Base trim color.

**Note:** **\$66.18** upcharge list for Metallic trim colors.

# Jive Table — Bridge Base

## Racetrack

No. of Columns	Height	Depth	Width	Number	① ② ③ ④ ⑤	HPL A		B		Wood A		B	
						J	F	J	F	K	U	K	U
<b>Base — No Power — No Cutout</b>													
2	16"(406mm)	30"(762mm)	48"(1219mm)	TCRT-3048-	SNGG1	\$ 1471.84	\$ 1777.21	\$ 1583.99	\$ 1889.36	\$ 2433.67	\$ 2812.88	\$ 2657.97	\$ 3084.95
2			60"(1524mm)	TCRT-3060-	S GG1	1556.50	1921.77	1674.85	2040.12	2702.07	3159.14	2975.66	3492.13
2			72"(1829mm)	TCRT-3072-	S GG1	1642.13	2073.17	1766.68	2197.72	2973.44	3516.01	3296.98	3911.72
2	16"(406mm)	36"(914mm)	60"(1524mm)	TCRT-3660-	S GG1	\$ 1634.66	\$ 2020.33	\$ 1759.21	\$ 2144.88	\$ 2950.49	\$ 3434.08	\$ 3268.96	\$ 3815.91
2			72"(1829mm)	TCRT-3672-	S GG1	1735.49	2188.40	1867.48	2320.39	3270.22	3841.22	3647.33	4294.74
2	20"(508mm)	30"(762mm)	48"(1219mm)	TCRT-3048-	SNGG2	\$ 1546.69	\$ 1852.06	\$ 1658.84	\$ 1964.21	\$ 2508.52	\$ 2887.73	\$ 2732.82	\$ 3159.80
2			60"(1524mm)	TCRT-3060-	S GG2	1631.35	1996.62	1749.70	2114.97	2776.92	3233.99	3050.51	3566.98
2			72"(1829mm)	TCRT-3072-	S GG2	1716.98	2148.02	1841.53	2272.57	3048.29	3590.86	3371.83	3986.57
2	20"(508mm)	36"(914mm)	60"(1524mm)	TCRT-3660-	S GG2	\$ 1709.51	\$ 2095.18	\$ 1834.06	\$ 2219.73	\$ 3025.34	\$ 3508.93	\$ 3343.81	\$ 3890.76
2			72"(1829mm)	TCRT-3672-	S GG2	1810.34	2263.25	1942.33	2395.24	3345.07	3916.07	3722.18	4369.59
2	29"(737mm)	30"(762mm)	48"(1219mm)	TCRT-3048-	SNG 4	\$ 1546.69	\$ 1852.06	\$ 1658.84	\$ 1964.21	\$ 2508.52	\$ 2887.73	\$ 2732.82	\$ 3159.80
2			60"(1524mm)	TCRT-3060-	S G 4	1631.35	1996.62	1749.70	2114.97	2776.92	3233.99	3050.51	3566.98
2			72"(1829mm)	TCRT-3072-	S G 4	1716.98	2148.02	1841.53	2272.57	3048.29	3590.86	3371.83	3986.57
2	29"(737mm)	36"(914mm)	60"(1524mm)	TCRT-3660-	S G 4	\$ 1709.51	\$ 2095.18	\$ 1834.06	\$ 2219.73	\$ 3025.34	\$ 3508.93	\$ 3343.81	\$ 3890.76
2			72"(1829mm)	TCRT-3672-	S G 4	1810.34	2263.25	1942.33	2395.24	3345.07	3916.07	3722.18	4369.59
3	29"(737mm)	42"(1067mm)	84"(2134mm)	TCRT-4284-	SNGG4	\$ 3643.48	\$ 4192.84	\$ 3791.59	\$ 4340.95	\$ 5635.70	\$ 6332.08	\$ 6134.34	\$ 6925.86
3			96"(2438mm)	TCRT-4296-	SNGG4	3761.45	4391.27	3918.24	4548.06	6009.74	6810.72	6577.02	7488.75
3	29"(737mm)	48"(1219mm)	108"(2743mm)	TCRT-48A8-	SNGG4	\$ 4019.36	\$ 4761.78	\$ 4195.99	\$ 4938.41	\$ 6282.63	\$ 7776.00	\$ 7544.81	\$ 8624.79
3			120"(3048mm)	TCRT-48C0-	S GG4	4154.47	4990.57	4341.02	5177.12	7256.98	8326.13	8051.79	9271.74
6	29"(737mm)	54"(1372mm)	96"(2438mm)	TCRT-5496-	S GG4	\$ 4158.63	\$ 4838.06	\$ 4335.26	\$ 5014.69	\$ 6946.41	\$ 8118.89	\$ 7655.55	\$ 8641.41
6			108"(2743mm)	TCRT-54A8-	S GG4	4307.98	5076.68	4495.77	5264.47	7420.15	8401.68	8215.95	9335.19
6			120"(3048mm)	TCRT-54C0-	SNGG4	4458.29	5322.13	4657.24	5521.08	7896.86	9002.08	8779.97	10041.38
6			144"(3658mm)	TCRT-54E4-	S GG4	6349.94	7481.57	6571.21	7702.84	10865.45	12904.97	11925.16	14161.23
8			180"(4572mm)	TCRT-54J0-	S GG4	7011.69	8499.25	7266.44	8754.00	12530.46	14992.98	13859.99	16588.15
8			216"(5486mm)	TCRT-54M6-	S GG4	7602.99	9714.68	7891.22	10002.91	14567.18	17010.10	16172.44	18960.36
2	36"(914mm)	30"(762mm)	48"(1219mm)	TCRT-3048-	SNGG6	\$ 1584.11	\$ 1889.48	\$ 1696.26	\$ 2001.63	\$ 2545.94	\$ 2925.15	\$ 2770.24	\$ 3197.22
2			60"(1524mm)	TCRT-3060-	S GG6	1668.77	2034.04	1787.12	2152.39	2814.34	3271.41	3087.93	3604.40
2			72"(1829mm)	TCRT-3072-	S GG6	1754.40	2185.44	1878.95	2309.99	3085.71	3628.28	3409.25	4023.99
2	36"(914mm)	36"(914mm)	60"(1524mm)	TCRT-3660-	S GG6	\$ 1746.93	\$ 2132.60	\$ 1871.48	\$ 2257.15	\$ 3062.76	\$ 3546.35	\$ 3381.23	\$ 3928.18
2			72"(1829mm)	TCRT-3672-	S GG6	1847.76	2300.67	1979.75	2432.66	3382.49	3953.49	3759.60	4407.01
2	42"(1067mm)	30"(762mm)	48"(1219mm)	TCRT-3048-	S G 7	\$ 1621.54	\$ 1926.91	\$ 1733.69	\$ 2039.06	\$ 2583.37	\$ 2962.58	\$ 2807.67	\$ 3234.65
2			60"(1524mm)	TCRT-3060-	S G 7	1706.20	2071.47	1824.55	2189.82	2851.77	3308.84	3125.36	3641.83
2			72"(1829mm)	TCRT-3072-	S G 7	1791.83	2222.87	1916.38	2347.42	3123.14	3665.71	3446.68	4061.42
2	42"(1067mm)	36"(914mm)	60"(1524mm)	TCRT-3660-	S G 7	\$ 1784.36	\$ 2170.03	\$ 1908.91	\$ 2294.58	\$ 3100.19	\$ 3583.78	\$ 3418.66	\$ 3965.61
2			72"(1829mm)	TCRT-3672-	S G 7	1885.19	2338.10	2017.18	2470.09	3419.92	3990.92	3797.03	4444.44

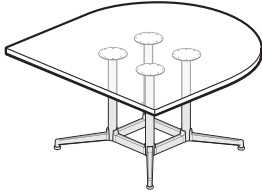
# Jive Table — Bridge Base

## Racetrack

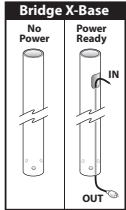
No. of Columns	Height	Depth	Width	Number	① ② ③ ④ ⑤	HPL A		B		Wood A		B	
						J	F	J	F	K	U	K	U
<b>Base — Power Ready — No Cutout</b>													
2	16"(406mm)	30"(762mm)	48"(1219mm)	TCRT-3048-	SNGK1	\$ 1500.33	\$ 1805.70	\$ 1612.48	\$ 1917.85	\$ 2462.16	\$ 2841.37	\$ 2686.46	\$ 3113.44
2			60"(1524mm)	TCRT-3060-	S GK1	1584.99	1950.26	1703.34	2068.61	2730.56	3187.63	3004.15	3520.62
2			72"(1829mm)	TCRT-3072-	S GK1	1670.62	2101.66	1795.17	2226.21	3001.93	3544.50	3325.47	3940.21
2	16"(406mm)	36"(914mm)	60"(1524mm)	TCRT-3660-	S GK1	\$ 1663.15	\$ 2048.82	\$ 1787.70	\$ 2173.37	\$ 2978.98	\$ 3462.57	\$ 3297.45	\$ 3844.40
2			72"(1829mm)	TCRT-3672-	S GK1	1763.98	2216.89	1895.97	2348.88	3298.71	3869.71	3675.82	4323.23
2	20"(508mm)	30"(762mm)	48"(1219mm)	TCRT-3048-	SNGK2	\$ 1575.18	\$ 1880.55	\$ 1687.33	\$ 1992.70	\$ 2537.01	\$ 2916.22	\$ 2761.31	\$ 3188.29
2			60"(1524mm)	TCRT-3060-	S GK2	1659.84	2025.11	1778.19	2143.46	2805.41	3262.48	3079.00	3595.47
2			72"(1829mm)	TCRT-3072-	S GK2	1745.47	2176.51	1870.02	2301.06	3076.78	3619.35	3400.32	4015.06
2	20"(508mm)	36"(914mm)	60"(1524mm)	TCRT-3660-	S GK2	\$ 1738.00	\$ 2123.67	\$ 1862.55	\$ 2248.22	\$ 3053.83	\$ 3537.42	\$ 3372.30	\$ 3919.25
2			72"(1829mm)	TCRT-3672-	S GK2	1838.83	2291.74	1970.82	2423.73	3373.56	3944.56	3750.67	4398.08
2	29"(737mm)	30"(762mm)	48"(1219mm)	TCRT-3048-	SNG 4	\$ 1575.18	\$ 1880.55	\$ 1687.33	\$ 1992.70	\$ 2537.01	\$ 2916.22	\$ 2761.31	\$ 3188.29
2			60"(1524mm)	TCRT-3060-	S G 4	1659.84	2025.11	1778.19	2143.46	2805.41	3262.48	3079.00	3595.47
2			72"(1829mm)	TCRT-3072-	S G 4	1745.47	2176.51	1870.02	2301.06	3076.78	3619.35	3400.32	4015.06
2	29"(737mm)	36"(914mm)	60"(1524mm)	TCRT-3660-	S G 4	\$ 1738.00	\$ 2123.67	\$ 1862.55	\$ 2248.22	\$ 3053.83	\$ 3537.42	\$ 3372.30	\$ 3919.25
2			72"(1829mm)	TCRT-3672-	S G 4	1838.83	2291.74	1970.82	2423.73	3373.56	3944.56	3750.67	4398.08
3	29"(737mm)	42"(1067mm)	84"(2134mm)	TCRT-4284-	SNGK4	\$ 3671.97	\$ 4221.33	\$ 3820.08	\$ 4369.44	\$ 5664.19	\$ 6360.57	\$ 6162.83	\$ 6954.35
3			96"(2438mm)	TCRT-4296-	SNGK4	3789.94	4419.76	3946.73	4576.55	6038.23	6839.21	6605.51	7517.24
3	29"(737mm)	48"(1219mm)	108"(2743mm)	TCRT-48A8-	SNGK4	\$ 4047.85	\$ 4790.27	\$ 4224.48	\$ 4966.90	\$ 6857.12	\$ 7804.49	\$ 7573.30	\$ 8653.28
3			120"(3048mm)	TCRT-48C0-	S GK4	4182.96	5019.06	4369.51	5205.61	7285.47	8354.62	8080.28	9300.23
6	29"(737mm)	54"(1372mm)	96"(2438mm)	TCRT-5496-	S GK4	\$ 4187.12	\$ 4866.55	\$ 4363.75	\$ 5043.18	\$ 6974.90	\$ 7840.38	\$ 7684.04	\$ 8669.90
6			108"(2743mm)	TCRT-54A8-	S GK4	4336.47	5105.17	4524.26	5292.96	7448.64	8430.17	8244.44	9363.68
6			120"(3048mm)	TCRT-54C0-	SNGK4	4486.78	5350.62	4685.73	5549.57	7925.35	9030.57	8808.46	10069.87
6			144"(3658mm)	TCRT-54E4-	S GK4	6378.43	7510.06	6599.70	7731.33	10893.94	12933.46	11953.65	14189.72
8			180"(4572mm)	TCRT-54J0-	S GK4	7040.18	8527.74	7294.93	8782.49	12558.95	15021.47	13888.48	16616.64
8			216"(5486mm)	TCRT-54M6-	S GK4	7631.48	9743.17	7919.71	10031.40	14595.67	17038.59	16200.93	18988.85
2	36"(914mm)	30"(762mm)	48"(1219mm)	TCRT-3048-	SNGK6	\$ 1612.60	\$ 1917.97	\$ 1724.75	\$ 2030.12	\$ 2574.43	\$ 2953.64	\$ 2798.73	\$ 3225.71
2			60"(1524mm)	TCRT-3060-	S GK6	1697.26	2062.53	1815.61	2180.88	2842.83	3299.90	3116.42	3632.89
2			72"(1829mm)	TCRT-3072-	S GK6	1782.89	2213.93	1907.44	2338.48	3114.20	3656.77	3437.74	4052.48
2	36"(914mm)	36"(914mm)	60"(1524mm)	TCRT-3660-	S GK6	\$ 1775.42	\$ 2161.09	\$ 1899.97	\$ 2285.64	\$ 3091.25	\$ 3574.84	\$ 3409.72	\$ 3956.67
2			72"(1829mm)	TCRT-3672-	S GK6	1876.25	2329.16	2008.24	2461.15	3410.98	3981.98	3788.09	4435.50
2	42"(1067mm)	30"(762mm)	48"(1219mm)	TCRT-3048-	S G 7	\$ 1650.03	\$ 1955.40	\$ 1762.18	\$ 2067.55	\$ 2611.86	\$ 2991.07	\$ 2836.16	\$ 3263.14
2			60"(1524mm)	TCRT-3060-	S G 7	1734.69	2099.96	1853.04	2218.31	2880.26	3337.33	3153.85	3670.32
2			72"(1829mm)	TCRT-3072-	S G 7	1820.32	2251.36	1944.87	2375.91	3151.63	3694.20	3475.17	4089.91
2	42"(1067mm)	36"(914mm)	60"(1524mm)	TCRT-3660-	S G 7	\$ 1812.85	\$ 2198.52	\$ 1937.40	\$ 2323.07	\$ 3128.68	\$ 3612.27	\$ 3447.15	\$ 3994.10
2			72"(1829mm)	TCRT-3672-	S G 7	1913.68	2366.59	2045.67	2498.58	3448.41	4019.41	3825.52	4472.93

# Jive Table — Bridge Base

## Half Racetrack



TOHT-SNG  
Class JV



### Features

- Includes 1.18"(30mm) thick standard top, base, adjustable glides or casters and hardware.
- Standard table heights are 29"(737mm) and 42"(1067mm).
- High-Pressure Laminate (HPL) top with knife edge or 3mm edgeband edges or wood veneer top with 3mm wood edgeband or knife edge.
- Casters:
  - Four locking casters with 0.625"(16mm) adjustment.
  - Standard in black.
- Glides:
  - 0.625"(16mm) adjustment.
  - Standard in black.
- Casters and glides are not interchangeable.
- Ships unassembled.

### Specification Tips

- Edge choice allows a flat seam between tables.
- **Specifying a cutout does not automatically include a Power Ready base.**
- Factory installed cutout available on 54"(1372mm) and 60"(1524mm) deep tables:
  - Specify the (F) option for a Center, Single-Sided/4 outlet Flip Top Unit
  - Specify the (J) option for a Center, Single-Sided/6 outlet Flip Top Unit
  - Specify the (M) option for a Center, Double-Sided/8 outlet Flip Top Unit (only available on 60"(1524mm) deep tables)
- Power Ready Base:
  - Allows for cord management through one of the Bridge Base Base columns.
  - Tables with two column Powered leg location is determined during installation.
  - Tables with 54"(1372mm) and 60"(1524mm) depths will have 4 columns.
  - Powered leg location is determined during installation.**
  - Casters and Glides:
    - Specify the (J) option for Casters on the Power Ready base (only available with two column tables 29"(737mm) or 42"(1067mm)H)
    - Specify the (K) option for Glides on the Power Ready base
  - Flip Top Unit circuit breaker plug will not fit in the Power Ready Base opening.**
- **Power cord length determines the distance to building power source.**
- Separately specified:
  - Ganging Mechanism - Recommended for use with power between tables.
  - Horizontal and Vertical Wire Management
  - Power and Data Components
  - Accessories
- Refer to Specification Guide:
  - Accessory placement and compatibility.
  - Seating capacities and leg locations.
  - Information on electrical components compatible with factory cut opening.
  - Power Ready base cable capacity.
- Application may require approval of local authority having jurisdiction (AHJ); ensure compliance before placing orders and installation.

### To Order, Specify:

1) Product number, including:

#### 1 Surface Option:

- L** Laminate
- W** Wood

#### 2 Edge Option:

- Laminate:
- J** Edgeband
  - F** Knife

- Wood:
- K** Edgeband
  - U** Knife

#### 3 Cutout:

- N** No Cutout
- F** Center, Single-Sided/4 outlets (add **\$48.13** list)
- J** Center, Single-Sided/6 outlets (add **\$48.13** list)
- M** Center, Double-Sided/8 outlets (add **\$48.13** list)

#### 4 Base and Wire Management Option:

- Base - No Power:
- C** Casters (add **\$23.44** list)
  - G** Glides
- Base - Power Ready:
- J** Casters (add **\$23.44** list)
  - K** Glides

#### 5 Base Finish Option:

- A** Painted
- B** Polished (add **\$66.68** list)

- 2) Laminate surface color or wood finish color.
- 3) Edgeband trim color (laminate only).
- 4) Base trim color.

**Note:** **\$66.18** upcharge list for Metallic trim colors.

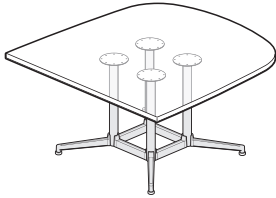
# Jive Table — Bridge Base

## Half Racetrack

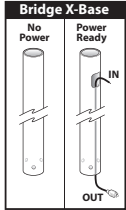
No. of Columns	Height	Depth	Width	Number	① ② ③ ④ ⑤	HPL				Wood			
						A J	F	B J	F	A K	U	B K	U
<b>Base — No Power — No Cutout</b>													
2	29"(737mm)	42"(1067mm)	42"(1067mm)	TCHT-4242-	SNG 4	\$ 1686.79	\$ 2031.66	\$ 1707.25	\$ 2052.12	\$ 2323.12	\$ 2805.25	\$ 2495.62	\$ 3041.92
2		48"(1219mm)	48"(1219mm)	TCHT-4848-	SNG 4	1805.71	2191.38	1835.47	2221.14	2700.91	3361.02	2941.87	3695.24
4		54"(1372mm)	54"(1372mm)	TCHT-5454-	S GG4	1939.59	2366.06	1979.89	2406.36	3126.32	3993.81	3444.26	4439.08
4		60"(1524mm)	60"(1524mm)	TCHT-6060-	S GG4	2088.43	2555.70	2140.51	2607.78	3599.35	4704.59	4002.79	5274.55
2	42"(1067mm)	42"(1067mm)	42"(1067mm)	TCHT-4242-	SNG 7	\$ 1834.97	\$ 2179.84	\$ 1855.43	\$ 2200.30	\$ 2471.30	\$ 2953.43	\$ 2643.80	\$ 3190.10
2		48"(1219mm)	48"(1219mm)	TCHT-4848-	SNG 7	1953.89	2339.56	1983.65	2369.32	2849.09	3509.20	3090.05	3843.42
4		54"(1372mm)	54"(1372mm)	TCHT-5454-	S GG7	2087.77	2514.24	2128.07	2554.54	3274.50	4141.99	3592.44	4587.26
4		60"(1524mm)	60"(1524mm)	TCHT-6060-	S GG7	2236.61	2703.88	2288.69	2755.96	3747.53	4852.77	4150.97	5422.73
<b>Base — Power Ready — No Cutout</b>													
2	29"(737mm)	42"(1067mm)	42"(1067mm)	TCHT-4242-	SNG 4	\$ 1715.28	\$ 2060.15	\$ 1735.74	\$ 2080.61	\$ 2351.61	\$ 2833.74	\$ 2524.11	\$ 3070.41
2		48"(1219mm)	48"(1219mm)	TCHT-4848-	SNG 4	1834.20	2219.87	1863.96	2249.63	2729.40	3389.51	2970.36	3723.73
4		54"(1372mm)	54"(1372mm)	TCHT-5454-	S GK4	1968.08	2394.55	2008.38	2434.85	3154.81	4022.30	3472.75	4467.57
4		60"(1524mm)	60"(1524mm)	TCHT-6060-	S GK4	2116.92	2584.19	2169.00	2636.27	3627.84	4733.08	4031.28	5303.04
2	42"(1067mm)	42"(1067mm)	42"(1067mm)	TCHT-4242-	SNG 7	\$ 1863.46	\$ 2208.33	\$ 1883.92	\$ 2228.79	\$ 2499.79	\$ 2981.92	\$ 2672.29	\$ 3218.59
2		48"(1219mm)	48"(1219mm)	TCHT-4848-	SNG 7	1982.38	2368.05	2012.14	2397.81	2877.58	3537.69	3118.54	3871.91
4		54"(1372mm)	54"(1372mm)	TCHT-5454-	S GK7	2116.26	2542.73	2156.56	2583.03	3302.99	4170.48	3620.93	4615.75
4		60"(1524mm)	60"(1524mm)	TCHT-6060-	S GK7	2265.10	2732.37	2317.18	2784.45	3776.02	4881.26	4179.46	5451.22

# Jive Table — Bridge Base

## Half Pebble



TOHP-SNG  
Class JV



### Features

- Includes 1.18"(30mm) thick standard top, base, adjustable glides or casters and hardware.
- Standard table heights are 29"(737mm) and 42"(1067mm).
- High-Pressure Laminate (HPL) top with knife edge or 3mm edgeband edges or wood veneer top with 3mm wood edgeband or knife edge.
- Casters:
  - Four locking casters with 0.625"(16mm) adjustment.
  - Standard in black.
- Glides:
  - 0.625"(16mm) adjustment.
  - Standard in black.
- Casters and glides are not interchangeable.
- Ships unassembled.

### Specification Tips

- Edge choice allows a flat seam between tables.
- **Specifying a cutout does not automatically include a Power Ready base.**
- Factory installed cutout available on 54"(1372mm) and 60"(1524mm) deep tables:
  - Specify the (F) option for a Center, Single-Sided/4 outlet Flip Top Unit
  - Specify the (J) option for a Center, Single-Sided/6 outlet Flip Top Unit
  - Specify the (M) option for a Center, Double-Sided/8 outlet Flip Top Unit (only available on 60"(1524mm) deep tables)
- Power Ready Base:
  - Allows for cord management through one of the Bridge Base Base columns.
  - Tables with two column Powered leg location is determined during installation.
  - Tables with 54"(1372mm) and 60"(1524mm) depths will have 4 columns. Powered leg location is determined during installation.
  - Casters and Glides:
    - Specify the (J) option for Casters on the Power Ready base (only available with two column tables 29"(737mm) or 42"(1067mm)H)
    - Specify the (K) option for Glides on the Power Ready base
  - Flip Top Unit circuit breaker plug will not fit in the Power Ready Base opening.**
- **Power cord length determines the distance to building power source.**
- Separately specified:
  - Ganging Mechanism - Recommended for use with power between tables.
  - Horizontal and Vertical Wire Management
  - Power and Data Components
  - Accessories
- Refer to Specification Guide:
  - Accessory placement and compatibility.
  - Seating capacities and leg locations.
  - Information on electrical components compatible with factory cut opening.
  - Power Ready base cable capacity.
- Application may require approval of local authority having jurisdiction (AHJ); ensure compliance before placing orders and installation.

### To Order, Specify:

1) Product number, including:

**1 Surface Option:**

- L** Laminate
- W** Wood

**2 Edge Option:**

- Laminate:
- J** Edgeband
  - F** Knife

- Wood:
- K** Edgeband
  - U** Knife

**3 Cutout:**

- N** No Cutout
- F** Center, Single-Sided/4 outlets (add **\$48.13** list)
- J** Center, Single-Sided/6 outlets (add **\$48.13** list)
- M** Center, Double-Sided/8 outlets (add **\$48.13** list)

**4 Base and Wire Management Option:**

- Base - No Power:
- C** Casters (add **\$23.44** list)
  - G** Glides
- Base - Power Ready:
- J** Casters (add **\$23.44** list)
  - K** Glides

**5 Base Finish Option:**

- A** Painted
- B** Polished (add **\$66.68** list)

- 2) Laminate surface color or wood finish color.
- 3) Edgeband trim color (laminate only).
- 4) Base trim color.

**Note:** **\$66.18** upcharge list for Metallic trim colors.



# Jive Table — Bridge Base

## Half Pebble

No. of Columns	Height	Depth	Width	Number	① ② ③ ④ ⑤	HPL		B		Wood		B		U	
						A	F	J	F	A	U	K	U	K	U
<b>Base — No Power — No Cutout</b>															
2	29"(737mm)	42"(1067mm)	42"(1067mm)	TCHP-4242-	■ ■ SNG	4	\$ 1686.79	\$ 2031.66	\$ 1707.25	\$ 2052.12	\$ 2323.12	\$ 2805.25	\$ 2495.62	\$ 3041.92	
2		48"(1219mm)	48"(1219mm)	TCHP-4848-	■ ■ SNG	4	1805.71	2191.38	1835.47	2221.14	2700.91	3361.02	2941.87	3695.24	
4		54"(1372mm)	54"(1372mm)	TCHP-5454-	■ ■ S	G 4	1939.59	2366.06	1979.89	2406.36	3126.32	3993.81	3444.26	4439.08	
4		60"(1524mm)	60"(1524mm)	TCHP-6060-	■ ■ S	G 4	2088.43	2555.70	2140.51	2607.78	3599.35	4704.59	4002.79	5274.55	
2	42"(1067mm)	42"(1067mm)	42"(1067mm)	TCHP-4242-	■ ■ SNG	7	\$ 1834.97	\$ 2179.84	\$ 1855.43	\$ 2200.30	\$ 2471.30	\$ 2953.43	\$ 2643.80	\$ 3190.10	
2		48"(1219mm)	48"(1219mm)	TCHP-4848-	■ ■ SNG	7	1953.89	2339.56	1983.65	2369.32	2849.09	3509.20	3090.05	3843.42	
4		54"(1372mm)	54"(1372mm)	TCHP-5454-	■ ■ S	G 7	2087.77	2514.24	2128.07	2554.54	3274.50	4141.99	3592.44	4587.26	
4		60"(1524mm)	60"(1524mm)	TCHP-6060-	■ ■ S	G 7	2236.61	2703.88	2288.69	2755.96	3747.53	4852.77	4150.97	5422.73	
<b>Base — Power Ready — No Cutout</b>															
2	29"(737mm)	42"(1067mm)	42"(1067mm)	TCHP-4242-	■ ■ SNG	4	\$ 1715.28	\$ 2060.15	\$ 1735.74	\$ 2080.61	\$ 2351.61	\$ 2833.74	\$ 2524.11	\$ 3070.41	
2		48"(1219mm)	48"(1219mm)	TCHP-4848-	■ ■ SNG	4	1834.20	2219.87	1863.96	2249.63	2729.40	3389.51	2970.36	3723.73	
4		54"(1372mm)	54"(1372mm)	TCHP-5454-	■ ■ S	G 4	1968.08	2394.55	2008.38	2434.85	3154.81	4022.30	3472.75	4467.57	
4		60"(1524mm)	60"(1524mm)	TCHP-6060-	■ ■ S	G 4	2116.92	2584.19	2169.00	2636.27	3627.84	4733.08	4031.28	5303.04	
2	42"(1067mm)	42"(1067mm)	42"(1067mm)	TCHP-4242-	■ ■ SNG	7	\$ 1863.46	\$ 2208.33	\$ 1883.92	\$ 2228.79	\$ 2499.79	\$ 2981.92	\$ 2672.29	\$ 3218.59	
2		48"(1219mm)	48"(1219mm)	TCHP-4848-	■ ■ SNG	7	1982.38	2368.05	2012.14	2397.81	2877.58	3537.69	3118.54	3871.91	
4		54"(1372mm)	54"(1372mm)	TCHP-5454-	■ ■ S	G 7	2116.26	2542.73	2156.56	2583.03	3302.99	4170.48	3620.93	4615.75	
4		60"(1524mm)	60"(1524mm)	TCHP-6060-	■ ■ S	G 7	2265.10	2732.37	2317.18	2784.45	3776.02	4881.26	4179.46	5451.22	

# Jive Table — Bridge Base

## Half Hexagon



TCHX-SNG  
Class JV

### Features

- Includes 1.18"(30mm) thick standard top, base, adjustable glides or casters and hardware.
- Standard table heights are 29"(737mm) and 42"(1067mm).
- High-Pressure Laminate (HPL) top with knife edge or 3mm edgeband edges or wood veneer top with 3mm wood edgeband or knife edge.
- Casters:
  - Four locking casters with 0.625"(16mm) adjustment.
  - Standard in black.
- Glides:
  - 0.625"(16mm) adjustment.
  - Standard in black.
- Casters and glides are not interchangeable.
- Ships unassembled.

### Specification Tips

- Edge choice allows a flat seam between tables.
- **Not available with factory cutout option.**
- Power Ready Base:
  - Allows for cord management through one of the Bridge Base Base columns.
  - Powered leg location is determined during installation.**
  - Casters and Glides:
    - Specify the (J) option for Casters on the Power Ready base (only available with two column tables 29"(737mm) or 42"(1067mm)H)
    - Specify the (K) option for Glides on the Power Ready base
- **Power cord length determines the distance to building power source.**
- Separately specified:
  - Ganging Mechanism - Recommended for use with power between tables.
  - Horizontal and Vertical Wire Management
  - Power and Data Components
  - Accessories
- Refer to Specification Guide:
  - Accessory placement and compatibility.
  - Seating capacities and leg locations.
  - Information on electrical components compatible with factory cut opening.
  - Power Ready base cable capacity.
- Application may require approval of local authority having jurisdiction (AHJ); ensure compliance before placing orders and installation.

### To Order, Specify:

1) Product number, including:

#### 1 Surface Option:

- L Laminate
- W Wood

#### 2 Edge Option:

- Laminate:
- J Edgeband
  - F Knife

- Wood:
- K Edgeband
  - U Knife

#### 3 Base and Wire Management Option:

- Base - No Power:
- C Casters (add **\$23.44** list)
  - G Glides

- Base - Power Ready:
- J Casters (add **\$23.44** list)
  - K Glides

#### 4 Base Finish Option:

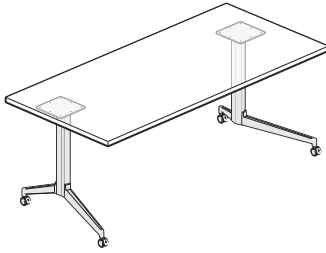
- A Painted
- B Polished (add **\$66.68** list)

- 2) Laminate surface color or wood finish color.
- 3) Edgeband trim color (laminated only).
- 4) Base trim color.

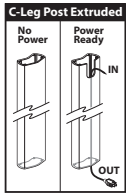
**Note: \$66.18** upcharge list for Metallic trim colors.

No. of Columns	Height	Depth	Width	Number	HPL				Wood								
					1	2	3	4	A	F	B	F	A	U	B	U	
<b>Base — No Power — No Cutout</b>																	
2	29"(737mm)	48"(1219mm)	48"(1219mm)	TCHX-4848-	<input type="checkbox"/>	<input type="checkbox"/>	SNG	<input type="checkbox"/>	4	\$1805.71	\$ 2191.38	\$1835.47	\$ 2221.14	\$2700.91	\$ 3361.02	\$ 2941.87	\$3695.24
2	42"(1067mm)	48"(1219mm)	48"(1219mm)	TCHX-4848-	<input type="checkbox"/>	<input type="checkbox"/>	SNG	<input type="checkbox"/>	7	1953.89	2339.56	1983.65	2369.32	2849.09	3509.20	3090.05	3843.42
<b>Base — Power Ready — No Cutout</b>																	
2	29"(737mm)	48"(1219mm)	48"(1219mm)	TCHX-4848-	<input type="checkbox"/>	<input type="checkbox"/>	SNG	<input type="checkbox"/>	4	\$1834.20	\$ 2219.87	\$1863.96	\$2249.63	\$2729.40	\$3389.51	\$ 2970.36	\$3723.73
2	42"(1067mm)	48"(1219mm)	48"(1219mm)	TCHX-4848-	<input type="checkbox"/>	<input type="checkbox"/>	SNG	<input type="checkbox"/>	7	1982.38	2368.05	2012.14	2397.81	2877.58	3537.69	3118.54	3871.91

# Jive Table — C-Leg — Extruded Rectangle



TORA-SNC  
Class JV



## Features

- Includes 1.18" (30mm) thick standard top, base, adjustable glides or casters and hardware.
- Standard table heights are 29" (737mm) and 42" (1067mm).
- Laminate or wood top with 3mm edgeband on user edge and 1mm edgeband on remaining sides, or knife edge on user edge and 1mm edgeband on sides and back.
- Optional Belong Hatch cutout:
  - Laminate tops only with one cutout.
  - Available on worksurfaces 30" (762mm) D and widths 54" (1372mm), 60" (1524mm), 66" (1676mm) and 72" (1829mm).
  - Requires separately specified Belong Hatch.
  - Refer to Specification Guide for cutout details.
- Casters:
  - Two locking and two non-locking casters with 0.625" (16mm) adjustment.
- Standard in black.
- Glides:
  - 0.625" (16mm) adjustment.
  - Standard in black.
- Casters and glides are not interchangeable.
- Ships unassembled.

## Specification Tips

- Edge choice allows a flat seam between tables.
- **Specifying a cutout does not automatically include a Power Ready base.**
- Factory installed cutout is available for:
  - Specify the (A) option for a Center, Single-Sided/2 outlet Flip Top Unit
  - Specify the (F) option for a Center, Single-Sided/4 outlet Flip Top Unit
  - Specify the (J) option for a Center, Single-Sided/6 outlet Flip Top Unit
  - Specify the (H) option for Belong Hatch
- Power Ready Base:
  - Allows for cord management through one of the Extruded C-Legs. Powered leg location determined during installation.
  - Casters and Glides:
    - Specify the (J) option for Casters on the Power Ready base (only available on 29" (737mm) H tables)
    - Specify the (K) option for Glides on the Power Ready base (available on 29" (737mm) and 42" (1067mm) H tables)
  - Flip Top Unit circuit breaker plug will not fit in the Power Ready Base opening.**
- **Power cord length determines the distance to building power source.**
- Separately specified:
  - Ganging Mechanism - Recommended for use with power between tables.
  - Horizontal and Vertical Wire Management
  - Power and Data Components
  - Accessories
- Refer to Specification Guide:
  - Accessory placement and compatibility.
  - Seating capacities and leg locations.
  - Information on electrical components compatible with factory cut opening.
  - Power Ready base cable capacity.
- Application may require approval of local authority having jurisdiction (AHJ); ensure compliance before placing orders and installation.

## To Order, Specify:

1) Product number, including:

### 1 Surface Option:

- L** Laminate
- W** Wood

### 2 Edge Option:

Laminate:

- J** Edgeband
- F** Knife

Wood:

- K** Edgeband
- U** Knife

### 3 Cutout:

- N** No Cutout
- A** Center, Single-Sided/2 outlets (add **\$48.13** list)
- F** Center, Single-Sided/4 outlets (add **\$48.13** list)
- J** Center, Single-Sided/6 outlets (add **\$48.13** list)
- H** Belong Hatch

### 4 Base and Wire Management Option:

Base - No Power:

- C** Casters (add **\$23.44** list) (29" (737mm) Height Only)
- G** Glides

Base - Power Ready:

- J** Casters (add **\$23.44** list) (29" (737mm) Height Only)
- K** Glides

### 5 Base Finish Option:

- A** Painted
- B** Polished (add **\$66.68** list)

2) Laminate surface color or wood finish color.

3) Edgeband trim color (laminate only).

4) Base trim color.

**Note:** **\$66.18** upcharge list for Metallic trim colors.

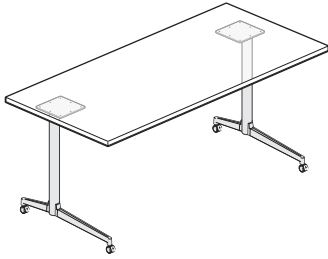
# Jive Table — C-Leg — Extruded Rectangle

Height	Depth	Width	Number	① ② ③ ④ ⑤	HPL		B		Wood		B		U			
					A	F	J	F	A	U	K	U				
Base — No Power — No Cutout																
29"(737mm)	24"(610mm)	36"(914mm)	TCRA-2436-	■ S C 4 ■	\$ 969.82	\$1203.72	\$1072.05	\$1305.95	\$ 1645.99	\$ 1932.27	\$ 1794.14	\$ 2114.31				
		42"(1067mm)	TCRA-2442-	■ S C 4 ■	1003.95	1263.38	1108.66	1368.09	1754.15	2073.63	1922.19	2280.53				
		48"(1219mm)	TCRA-2448-	■ S C 4 ■	1038.32	1324.76	1145.51	1431.95	1863.05	2217.65	2051.15	2449.85				
		54"(1372mm)	TCRA-2454-	■ S C 4 ■	1072.93	1387.85	1182.60	1497.52	1972.70	2364.32	2181.02	2622.27				
		60"(1524mm)	TCRA-2460-	■ S C 4 ■	1107.78	1452.65	1219.93	1564.80	2083.09	2513.64	2311.80	2797.79				
		66"(1676mm)	TCRA-2466-	■ S C 4 ■	1142.87	1519.16	1257.50	1633.79	2194.22	2665.61	2443.48	2976.41				
		72"(1829mm)	TCRA-2472-	■ S C 4 ■	1178.21	1587.38	1295.32	1704.49	2306.10	2820.24	2576.08	3158.14				
		30"(762mm)	36"(914mm)	TCRA-3036-	■ S C 4 ■	\$ 1017.58	\$1268.93	\$ 1123.53	\$ 1374.88	\$ 1797.68	\$ 2106.67	\$ 1973.34	\$ 2319.61			
				42"(1067mm)	TCRA-3042-	■ S C 4 ■	1059.31	1336.94	1168.36	1445.99	1930.03	2273.17	2129.92	2515.45		
				48"(1219mm)	TCRA-3048-	■ S C 4 ■	1101.28	1406.65	1213.43	1518.80	2063.11	2442.32	2287.41	2714.39		
54"(1372mm)	TCRA-3054-			■ S C 4 ■	1143.49	1478.07	1258.74	1593.32	2196.94	2614.12	2445.80	2916.43				
60"(1524mm)	TCRA-3060-			■ S C 4 ■	1185.94	1551.21	1304.29	1669.56	2331.51	2788.58	2605.10	3121.57				
66"(1676mm)	TCRA-3066-			■ S C 4 ■	1228.64	1626.06	1350.09	1747.51	2466.82	2965.69	2765.31	3329.81				
72"(1829mm)	TCRA-3072-			■ S C 4 ■	1271.57	1702.61	1396.12	1827.16	2602.88	3145.45	2926.42	3541.16				
42"(1067mm)	24"(610mm)	36"(914mm)	TCRA-2436-	■ S CG7 ■	\$ 1254.22	\$1488.12	\$1356.45	\$1590.35	\$ 1930.39	\$ 2216.67	\$ 2078.54	\$ 2398.71				
		42"(1067mm)	TCRA-2442-	■ S CG7 ■	1288.35	1547.78	1393.06	1652.49	2038.55	2358.03	2206.59	2564.93				
		48"(1219mm)	TCRA-2448-	■ S CG7 ■	1322.72	1609.16	1429.91	1716.35	2147.45	2502.05	2335.55	2734.25				
		54"(1372mm)	TCRA-2454-	■ S CG7 ■	1357.33	1672.25	1467.00	1781.92	2257.10	2648.72	2465.42	2906.67				
		60"(1524mm)	TCRA-2460-	■ S CG7 ■	1392.18	1737.05	1504.33	1849.20	2367.49	2798.04	2596.20	3082.19				
		66"(1676mm)	TCRA-2466-	■ S CG7 ■	1427.27	1803.56	1541.90	1918.19	2478.62	2950.01	2727.88	3260.81				
		72"(1829mm)	TCRA-2472-	■ S CG7 ■	1462.61	1871.78	1579.72	1988.89	2590.50	3104.64	2860.48	3442.54				
		30"(762mm)	36"(914mm)	TCRA-3036-	■ S CG7 ■	\$ 1301.98	\$1553.33	\$1407.93	\$1659.28	\$2082.08	\$ 2391.07	\$ 2257.74	\$ 2604.01			
				42"(1067mm)	TCRA-3042-	■ S CG7 ■	1343.71	1621.34	1452.76	1730.39	2214.43	2557.57	2414.32	2799.85		
				48"(1219mm)	TCRA-3048-	■ S CG7 ■	1385.68	1691.05	1497.83	1803.20	2347.51	2726.72	2571.81	2998.79		
54"(1372mm)	TCRA-3054-			■ S CG7 ■	1427.89	1762.47	1543.14	1877.72	2481.34	2898.52	2730.20	3200.83				
60"(1524mm)	TCRA-3060-			■ S CG7 ■	1470.34	1835.61	1588.69	1953.96	2615.91	3072.98	2889.50	3405.97				
66"(1676mm)	TCRA-3066-			■ S CG7 ■	1513.04	1910.46	1634.49	2031.91	2751.22	3250.09	3049.71	3614.21				
72"(1829mm)	TCRA-3072-			■ S CG7 ■	1555.97	1987.01	1680.52	2111.56	2887.28	3429.85	3210.82	3825.56				

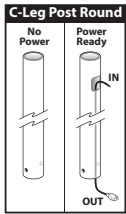
# Jive Table — C-Leg — Extruded Rectangle

Height	Depth	Width	Number	①	②	③	④	⑤	HPL		B		Wood		B		U	
									A	F	J	F	A	U	K	U	K	U
Base — Power Ready — No Cutout																		
29"(737mm)	24"(610mm)	36"(914mm)	TCRA-2436-	■	S	■	C	■	4	\$ 998.31	\$ 1232.21	\$ 1100.54	\$ 1334.44	\$ 1674.48	\$ 1960.76	\$ 1822.63	\$ 2142.80	
		42"(1067mm)	TCRA-2442-	■	S	■	C	■	4	1032.44	1291.87	1137.15	1396.58	1782.64	2102.12	1950.68	2309.02	
		48"(1219mm)	TCRA-2448-	■	S	■	C	■	4	1066.81	1353.25	1174.00	1460.44	1891.54	2246.14	2079.64	2478.34	
		54"(1372mm)	TCRA-2454-	■	S	■	C	■	4	1101.42	1416.34	1211.09	1526.01	2001.19	2392.81	2209.51	2650.76	
		60"(1524mm)	TCRA-2460-	■	S	■	C	■	4	1136.27	1481.14	1248.42	1593.29	2111.58	2542.13	2340.29	2826.28	
		66"(1676mm)	TCRA-2466-	■	S	■	C	■	4	1171.36	1547.65	1285.99	1662.28	2222.71	2694.10	2471.97	3004.90	
		72"(1829mm)	TCRA-2472-	■	S	■	C	■	4	1206.70	1615.87	1323.81	1732.98	2334.59	2848.73	2604.57	3186.63	
		30"(762mm)	36"(914mm)	TCRA-3036-	■	S	■	C	■	4	\$1046.07	\$ 1297.42	\$ 1152.02	\$ 1403.37	\$ 1826.17	\$ 2135.16	\$ 2001.83	\$ 2348.10
	42"(1067mm)	TCRA-3042-	■	S	■	C	■	4	1087.80	1365.43	1196.85	1474.48	1958.52	2301.66	2158.41	2543.94		
	48"(1219mm)	TCRA-3048-	■	S	■	C	■	4	1129.77	1435.14	1241.92	1547.29	2091.60	2470.81	2315.90	2742.88		
	54"(1372mm)	TCRA-3054-	■	S	■	C	■	4	1171.98	1506.56	1287.23	1621.81	2225.43	2642.61	2474.29	2944.92		
	60"(1524mm)	TCRA-3060-	■	S	■	C	■	4	1214.43	1579.70	1332.78	1698.05	2360.00	2817.07	2633.59	3150.06		
	66"(1676mm)	TCRA-3066-	■	S	■	C	■	4	1257.13	1654.55	1378.58	1776.00	2495.31	2994.18	2793.80	3358.30		
	72"(1829mm)	TCRA-3072-	■	S	■	C	■	4	1300.06	1731.10	1424.61	1855.65	2631.37	3173.94	2954.91	3569.65		
42"(1067mm)	24"(610mm)	36"(914mm)	TCRA-2436-	■	S	■	CK7	■	\$1282.71	\$ 1516.61	\$1384.94	\$ 1618.84	\$ 1958.88	\$ 2245.16	\$ 2107.03	\$ 2427.20		
		42"(1067mm)	TCRA-2442-	■	S	■	CK7	■	1316.84	1576.27	1421.55	1680.98	2067.04	2386.52	2235.08	2593.42		
		48"(1219mm)	TCRA-2448-	■	S	■	CK7	■	1351.21	1637.65	1458.40	1744.84	2175.94	2530.54	2364.04	2762.74		
		54"(1372mm)	TCRA-2454-	■	S	■	CK7	■	1385.82	1700.74	1495.49	1810.41	2285.59	2677.21	2493.91	2935.16		
		60"(1524mm)	TCRA-2460-	■	S	■	CK7	■	1420.67	1765.54	1532.82	1877.69	2395.98	2826.53	2624.69	3110.68		
		66"(1676mm)	TCRA-2466-	■	S	■	CK7	■	1455.76	1832.05	1570.39	1946.68	2507.11	2978.50	2756.37	3289.30		
		72"(1829mm)	TCRA-2472-	■	S	■	CK7	■	1491.10	1900.27	1608.21	2017.38	2618.99	3133.13	2888.97	3471.03		
		30"(762mm)	36"(914mm)	TCRA-3036-	■	S	■	CK7	■	\$1330.47	\$ 1581.82	\$1436.42	\$ 1687.77	\$ 2110.57	\$ 2419.56	\$ 2286.23	\$ 2632.50	
	42"(1067mm)	TCRA-3042-	■	S	■	CK7	■	1372.20	1649.83	1481.25	1758.88	2242.92	2586.06	2442.81	2828.34			
	48"(1219mm)	TCRA-3048-	■	S	■	CK7	■	1414.17	1719.54	1526.32	1831.69	2376.00	2755.21	2600.30	3027.28			
	54"(1372mm)	TCRA-3054-	■	S	■	CK7	■	1456.38	1790.96	1571.63	1906.21	2509.83	2927.01	2758.69	3229.32			
	60"(1524mm)	TCRA-3060-	■	S	■	CK7	■	1498.83	1864.10	1617.18	1982.45	2644.40	3101.47	2917.99	3434.46			
	66"(1676mm)	TCRA-3066-	■	S	■	CK7	■	1541.53	1938.95	1662.98	2060.40	2779.71	3278.58	3078.20	3642.70			
	72"(1829mm)	TCRA-3072-	■	S	■	CK7	■	1584.46	2015.50	1709.01	2140.05	2915.77	3458.34	3239.31	3854.05			

# Jive Table — C-Leg — Round Rectangle



TORA-SNB  
Class JV



## Features

- Includes 1.18" (30mm) thick standard top, base, adjustable glides or casters and hardware.
- Standard table heights are 29" (737mm) and 42" (1067mm).
- Laminate or wood top with 3mm edgeband on user edge and 1mm edgeband on remaining sides, or knife edge on user edge and 1mm edgeband on sides and back.
- Optional Belong Hatch cutout:
  - Laminate tops only with one cutout.
  - Available on worksurfaces 54" (1372mm), 60" (1524mm), 66" (1676mm) and 72" (1829mm).
  - Requires separately specified Belong Hatch.
  - Refer to Specification Guide for cutout details.
- Casters:
  - Two locking and two non-locking casters.
  - Standard in black.
- Glides:
  - 0.625" (16mm) adjustment.
  - Standard in black.
- Casters and glides are not interchangeable.
- Ships unassembled.

## Specification Tips

- Edge choice allows a flat seam between tables.
- **Specifying a cutout does not automatically include a Power Ready base.**
- Factory installed cutout is available for:
  - Specify the (A) option for a Center, Single-Sided/2 outlet Flip Top Unit
  - Specify the (F) option for a Center, Single-Sided/4 outlet Flip Top Unit
  - Specify the (J) option for a Center, Single-Sided/6 outlet Flip Top Unit
  - Specify the (H) option for Belong Hatch
- Power Ready Base:
  - Allows for cord management through one of the Round C-Legs. Powered leg location determined during installation.
  - Casters and Glides:
    - Specify the (J) option for Casters on the Power Ready base (only available on 29" (737mm)H tables)
    - Specify the (K) option for Glides on the Power Ready base (available on 29" (737mm) and 42" (1067mm)H tables)
  - Flip Top Unit circuit breaker plug will not fit in the Power Ready Base opening.**
- **Power cord length determines the distance to building power source.**
- Separately specified:
  - Ganging Mechanism - Recommended for use with power between tables.
  - Horizontal and Vertical Wire Management
  - Power and Data Components
  - Accessories
- Refer to Specification Guide:
  - Accessory placement and compatibility.
  - Seating capacities and leg locations.
  - Information on electrical components compatible with factory cut opening.
  - Power Ready base cable capacity.
- Application may require approval of local authority having jurisdiction (AHJ); ensure compliance before placing orders and installation.

## To Order, Specify:

1) Product number, including:

### 1 Surface Option:

- L** Laminate
- W** Wood

### 2 Edge Option:

Laminate:

- J** Edgeband
- F** Knife

Wood:

- K** Edgeband
- U** Knife

### 3 Cutout:

- N** No Cutout
- A** Center, Single-Sided/  
2 outlets (add **\$48.13** list)
- F** Center, Single-Sided/  
4 outlets (add **\$48.13** list)
- J** Center, Single-Sided/  
6 outlets (add **\$48.13** list)
- H** Belong Hatch

### 4 Base Foot and Wire Management:

Base - No Power:

- C** Casters (add **\$23.44** list)  
(29" (737mm) Height Only)
- G** Glides

Base - Power Ready:

- J** Casters (add **\$23.44** list)  
(29" (737mm) Height Only)
- K** Glides

### 5 Base Foot Finish Option:

- A** Painted
- B** Polished (add **\$66.68** list)

2) Laminate surface color or wood finish color.

3) Edgeband trim color (laminate only).

4) Base trim color.

**Note:** **\$66.18** upcharge list for Metallic trim colors.

# Jive Table — C-Leg — Round Rectangle

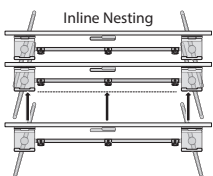
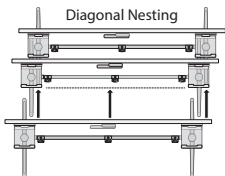
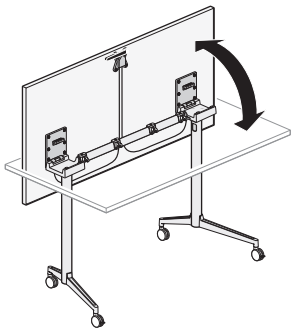
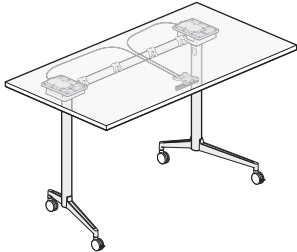
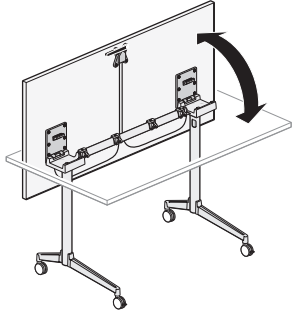
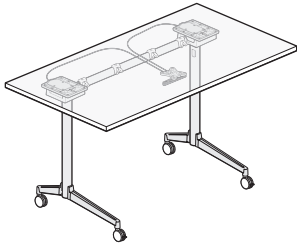
Height	Depth	Width	Distributed Load Capacity	Number	HPL					Wood						
					1	2	3	4	5	A	F	B	F	A	U	B
<b>Base — No Power — No Cutout</b>																
29"(737mm)	24"(610mm)	36"(914mm)	144	TCRA-2436-	S	B	4	\$ 760.02	\$ 993.92	\$ 862.25	\$ 1096.15	\$ 1436.19	\$ 1722.47	\$ 1584.34	\$ 1904.51	
		42"(1067mm)	158	TCRA-2442-	S	B	4	794.15	1053.58	898.86	1158.29	1544.35	1863.83	1712.39	2070.73	
		48"(1219mm)	173	TCRA-2448-	S	B	4	828.52	1114.96	935.71	1222.15	1653.25	2007.85	1841.35	2240.05	
		54"(1372mm)	187	TCRA-2454-	S	B	4	863.13	1178.05	972.80	1287.72	1762.90	2154.52	1971.22	2412.47	
		60"(1524mm)	202	TCRA-2460-	S	B	4	897.98	1242.85	1010.13	1355.00	1873.29	2303.84	2102.00	2587.99	
		66"(1676mm)	216	TCRA-2466-	S	B	4	933.07	1309.36	1047.70	1423.99	1984.42	2455.81	2233.68	2766.61	
		72"(1829mm)	230	TCRA-2472-	S	B	4	968.41	1377.58	1085.52	1494.69	2096.30	2610.44	2366.28	2948.34	
	30"(762mm)	36"(914mm)	158	TCRA-3036-	S	B	4	\$ 807.78	\$ 1059.13	\$ 913.73	\$ 1165.08	\$ 1587.88	\$ 1896.87	\$ 1763.54	\$ 2109.81	
		42"(1067mm)	173	TCRA-3042-	S	B	4	849.51	1127.14	958.56	1236.19	1720.23	2063.37	1920.12	2305.65	
		48"(1219mm)	187	TCRA-3048-	S	B	4	891.48	1196.85	1003.63	1309.00	1853.31	2232.52	2077.61	2504.59	
		54"(1372mm)	202	TCRA-3054-	S	B	4	933.69	1268.27	1048.94	1383.52	1987.14	2404.32	2236.00	2706.63	
		60"(1524mm)	216	TCRA-3060-	S	B	4	976.14	1341.41	1094.49	1459.76	2121.71	2578.78	2395.30	2911.77	
		66"(1676mm)	230	TCRA-3066-	S	B	4	1018.84	1416.26	1140.29	1537.71	2257.02	2755.89	2555.51	3120.01	
		72"(1829mm)	245	TCRA-3072-	S	B	4	1061.77	1492.81	1186.32	1617.36	2393.08	2935.65	2716.62	3331.36	
42"(1067mm)	24"(610mm)	36"(914mm)	144	TCRA-2436-	S	B	7	\$ 1044.40	\$ 1278.30	\$ 1146.63	\$ 1380.53	\$ 1720.57	\$ 2006.85	\$ 1868.72	\$ 2188.89	
		42"(1067mm)	158	TCRA-2442-	S	B	7	1078.53	1337.96	1183.24	1442.67	1828.73	2148.21	1996.77	2355.11	
		48"(1219mm)	173	TCRA-2448-	S	B	7	1112.90	1399.34	1220.09	1506.53	1937.63	2292.23	2125.73	2524.43	
		54"(1372mm)	187	TCRA-2454-	S	B	7	1147.51	1462.43	1257.18	1572.10	2047.28	2438.90	2255.60	2696.85	
		60"(1524mm)	202	TCRA-2460-	S	B	7	1182.36	1527.23	1294.51	1639.38	2157.67	2588.22	2386.38	2872.37	
		66"(1676mm)	216	TCRA-2466-	S	B	7	1217.45	1593.74	1332.08	1708.37	2268.80	2740.19	2518.06	3050.99	
		72"(1829mm)	230	TCRA-2472-	S	B	7	1252.79	1661.96	1369.90	1779.07	2380.68	2894.82	2650.66	3232.72	
	30"(762mm)	36"(914mm)	158	TCRA-3036-	S	B	7	\$ 1092.16	\$ 1343.51	\$ 1198.11	\$ 1449.46	\$ 1872.26	\$ 2181.25	\$ 2047.92	\$ 2394.19	
		42"(1067mm)	173	TCRA-3042-	S	B	7	1133.89	1411.52	1242.94	1520.57	2004.61	2347.75	2204.50	2590.03	
		48"(1219mm)	187	TCRA-3048-	S	B	7	1175.86	1481.23	1288.01	1593.38	2137.69	2516.90	2361.99	2788.97	
		54"(1372mm)	202	TCRA-3054-	S	B	7	1218.07	1552.65	1333.32	1667.90	2271.52	2688.70	2520.38	2991.01	
		60"(1524mm)	216	TCRA-3060-	S	B	7	1260.52	1625.79	1378.87	1744.14	2406.09	2863.16	2679.68	3196.15	
		66"(1676mm)	230	TCRA-3066-	S	B	7	1303.22	1700.64	1424.67	1822.09	2541.40	3040.27	2839.89	3404.39	
		72"(1829mm)	245	TCRA-3072-	S	B	7	1346.15	1777.19	1470.70	1901.74	2677.46	3220.03	3001.00	3615.74	

# Jive Table — C-Leg — Round Rectangle

Height	Depth	Width	Distributed Load Capacity	Number	TCRA-XXXX-	HPL					Wood					
						1	2	3	4	5	A	F	B	F	A	U
<b>Base — Power Ready — No Cutout</b>																
29"(737mm)	24"(610mm)	36"(914mm)	144	TCRA-2436-	S	B	4	\$ 788.51	\$1022.41	\$ 890.74	\$ 1124.64	\$ 1464.68	\$ 1750.96	\$ 1612.83	\$ 1933.00	
		42"(1067mm)	158	TCRA-2442-	S	B	4	822.64	1082.07	927.35	1186.78	1572.84	1892.32	1740.88	2099.22	
		48"(1219mm)	173	TCRA-2448-	S	B	4	857.01	1143.45	964.20	1250.64	1681.74	2036.34	1869.84	2268.54	
		54"(1372mm)	187	TCRA-2454-	S	B	4	891.62	1206.54	1001.29	1316.21	1791.39	2183.01	1999.71	2440.96	
		60"(1524mm)	202	TCRA-2460-	S	B	4	926.47	1271.34	1038.62	1383.49	1901.78	2332.33	2130.49	2616.48	
		66"(1676mm)	216	TCRA-2466-	S	B	4	961.56	1337.85	1076.19	1452.48	2012.91	2484.30	2262.17	2795.10	
		72"(1829mm)	230	TCRA-2472-	S	B	4	996.90	1406.07	1114.01	1523.18	2124.79	2638.93	2394.77	2976.83	
	30"(762mm)	36"(914mm)	158	TCRA-3036-	S	B	4	\$ 836.27	\$1087.62	\$ 942.22	\$ 1193.57	\$ 1616.37	\$ 1925.36	\$ 1792.03	\$ 2138.30	
		42"(1067mm)	173	TCRA-3042-	S	B	4	878.00	1155.63	987.05	1264.68	1748.72	2091.86	1948.61	2334.14	
		48"(1219mm)	187	TCRA-3048-	S	B	4	919.97	1225.34	1032.12	1337.49	1881.80	2261.01	2106.10	2533.08	
		54"(1372mm)	202	TCRA-3054-	S	B	4	962.18	1296.76	1077.43	1412.01	2015.63	2432.81	2264.49	2735.12	
		60"(1524mm)	216	TCRA-3060-	S	B	4	1004.63	1369.90	1122.98	1488.25	2150.20	2607.27	2423.79	2940.26	
		66"(1676mm)	230	TCRA-3066-	S	B	4	1047.33	1444.75	1168.78	1566.20	2285.51	2784.38	2584.00	3148.50	
		72"(1829mm)	245	TCRA-3072-	S	B	4	1090.26	1521.30	1214.81	1645.85	2421.57	2964.14	2745.11	3359.85	
42"(1067mm)	24"(610mm)	36"(914mm)	144	TCRA-2436-	S	BK7		\$ 1072.89	\$1306.79	\$ 1175.12	\$ 1409.02	\$ 1749.06	\$ 2035.34	\$ 1897.21	\$ 2217.38	
		42"(1067mm)	158	TCRA-2442-	S	BK7		1107.02	1366.45	1211.73	1471.16	1857.22	2176.70	2025.26	2383.60	
		48"(1219mm)	173	TCRA-2448-	S	BK7		1141.39	1427.83	1248.58	1535.02	1966.12	2320.72	2154.22	2552.92	
		54"(1372mm)	187	TCRA-2454-	S	BK7		1176.00	1490.92	1285.67	1600.59	2075.77	2467.39	2284.09	2725.34	
		60"(1524mm)	202	TCRA-2460-	S	BK7		1210.85	1555.72	1323.00	1667.87	2186.16	2616.71	2414.87	2900.86	
		66"(1676mm)	216	TCRA-2466-	S	BK7		1245.94	1622.23	1360.57	1736.86	2297.29	2768.68	2546.55	3079.48	
		72"(1829mm)	230	TCRA-2472-	S	BK7		1281.28	1690.45	1398.39	1807.56	2409.17	2923.31	2679.15	3261.21	
	30"(762mm)	36"(914mm)	158	TCRA-3036-	S	BK7		\$ 1120.65	\$ 1372.00	\$ 1226.60	\$ 1477.95	\$ 1900.75	\$ 2209.74	\$ 2076.41	\$ 2422.68	
		42"(1067mm)	173	TCRA-3042-	S	BK7		1162.38	1440.01	1271.43	1549.06	2033.10	2376.24	2232.99	2618.52	
		48"(1219mm)	187	TCRA-3048-	S	BK7		1204.35	1509.72	1316.50	1621.87	2166.18	2545.39	2390.48	2817.46	
		54"(1372mm)	202	TCRA-3054-	S	BK7		1246.56	1581.14	1361.81	1696.39	2300.01	2717.19	2548.87	3019.50	
		60"(1524mm)	216	TCRA-3060-	S	BK7		1289.01	1654.28	1407.36	1772.63	2434.58	2891.65	2708.17	3224.64	
		66"(1676mm)	230	TCRA-3066-	S	BK7		1331.71	1729.13	1453.16	1850.58	2569.89	3068.76	2868.38	3432.88	
		72"(1829mm)	245	TCRA-3072-	S	BK7		1374.64	1805.68	1499.19	1930.23	2705.95	3248.52	3029.49	3644.23	



# Jive Table — C-Leg (Round or Extruded) — Flip Base Rectangle



TCRA-SNH  
Class JV

## Features

- Includes 1.18" (30mm) thick top, two C-Leg bases with round or extruded columns, stretcher and hardware
- Nesting Options:
  - Diagonal Nesting (available for round or extruded columns): Provides a compact nesting solution with parallel feet, ensuring a symmetrical look while maximizing legroom.
  - In-Line Nesting (exclusive to round columns): Optimizes storage by allowing tables to nest in a straight line, making efficient use of space.
- Table height is 29" (737mm).
- Laminate or wood top with 3mm edgeband or knife edge on all sides.
- Casters:
  - Two locking and two non-locking casters.
  - Standard in black.
- Glides:
  - 0.625" (16mm) adjustment.
  - Standard in black.
- Casters and glides are not interchangeable.
- Depth and width shown in nominal dimensions.
- Ships unassembled.

## Specification Tips

- **Specifying a cutout does not automatically include a Power Ready base.**
- Factory installed cutout is available for:
  - Specify the (A) option for a Center, Single-Sided/2 outlet Flip Top Unit
  - Specify the (F) option for a Center, Single-Sided/4 outlet Flip Top Unit
  - Specify the (J) option for a Center, Single-Sided/6 outlet Flip Top Unit
- Power Ready Base:
  - Allows for cord management through one of the C-Leg (Round or Extruded) Base Legs. Powered leg location determined during installation.
  - Casters and Glides:
    - Specify the (L) option for Casters on the Power Ready base (diagonal nesting)
    - Specify the (Q) option for Casters on the Power Ready base (in-line nesting)
    - Specify the (M) option for Glides on the Power Ready base (diagonal nesting)
    - Specify the (R) option for Glides on the Power Ready base (in-line nesting)
- **Flip Top Unit circuit breaker plug will not fit in the Power Ready Base opening.**
- Each nested table adds 7.5" (191mm) to the overall depth.
- **Power cord length determines the distance to building power source.**
- Separately specified:
  - Ganging Mechanism - Required for use with powered tables.
  - Horizontal and Vertical Wire Management
  - Power and Data Components
  - Accessories
- Refer to Specification Guide:
  - Accessory placement and compatibility.
  - Seating capacities and leg locations.
  - Information on electrical components compatible with factory cut opening.
  - Power Ready base cable capacity.
- Application may require approval of local authority having jurisdiction (AHJ); ensure compliance before placing orders and installation.

## To Order, Specify:

1) Product number, including:

### 1 Surface Option:

- L** Laminate
- W** Wood

### 2 Edge Option:

Laminate:

- J** Edgeband
- F** Knife

Wood:

- K** Edgeband
- U** Knife

### 3 Cutout:

- N** No Cutout
- A** Center, Single-Sided/2 outlets (add **\$48.13** list)
- F** Center, Single-Sided/4 outlets (add **\$48.13** list)
- J** Center, Single-Sided/6 outlets (add **\$48.13** list)

### 4 Base and Wire Management Option:

Base - Diagonal Nesting (Round or Extruded Base)

No Power:

- H** Casters (add **\$23.44** list)
- F** Glides

Power Ready:

- L** Casters (add **\$23.44** list)
- M** Glides

Base - Flip Top - In-Line Nesting (Round Base Only)

No Power:

- O** Casters (add **\$23.44** list)
- P** Glides

Power Ready:

- Q** Casters (add **\$23.44** list)
- R** Glides

### 5 Base Finish Option:

- A** Painted
- B** Polished (add **\$66.68** list)

- 2) Surface color.
- 3) Edgeband trim color.
- 4) Base trim color.

**Note:** **\$66.18** upcharge list for Metallic trim colors.

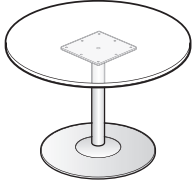
Fixed Height Tables / May 2025

# Jive Table — C-Leg (Round or Extruded) — Flip Base Rectangle

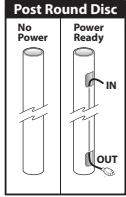
Height	Depth	Width	Distributed Load Capacity	Number	TCRA	HPL					Wood						
						1	2	3	4	5	A	F	B	F	A	U	B
<b>Round — Base — No Power — No Cutout</b>																	
29"(737mm)	24"(610mm)	48"(1219mm)	173	TCRA-2448-	S	B	4			\$1480.01	\$ 1766.45	\$ 1587.20	\$ 1873.64	\$2304.74	\$2659.34	\$2492.84	\$ 2891.54
		60"(1524mm)	202	TCRA-2460-	S	B	4			1549.47	1894.34	1661.62	2006.49	2524.78	2955.33	2753.49	3239.48
		72"(1829mm)	230	TCRA-2472-	S	B	4			1619.90	2029.07	1737.01	2146.18	2747.79	3261.93	3017.77	3599.83
	30"(762mm)	48"(1219mm)	187	TCRA-3048-	S	B	4			\$1542.97	\$ 1848.34	\$ 1655.12	\$ 1960.49	\$2504.80	\$2884.01	\$ 2729.10	\$ 3156.08
		60"(1524mm)	216	TCRA-3060-	S	B	4			1627.63	1992.90	1745.98	2111.25	2773.20	3230.27	3046.79	3563.26
		72"(1829mm)	245	TCRA-3072-	S	B	4			1713.26	2144.30	1837.81	2268.85	3044.57	3587.14	3368.11	3982.85
<b>Extruded — Base — No Power — No Cutout</b>																	
29"(737mm)	24"(610mm)	48"(1219mm)	173	TCRA-2448-	S	C	4			\$1689.81	\$ 1976.25	\$ 1797.00	\$2083.44	\$ 2514.54	\$2869.14	\$2702.64	\$ 3101.34
		60"(1524mm)	202	TCRA-2460-	S	C	4			1759.27	2104.14	1871.42	2216.29	2734.58	3165.13	2963.29	3449.28
		72"(1829mm)	230	TCRA-2472-	S	C	4			1829.70	2238.87	1946.81	2355.98	2957.59	3471.73	3227.57	3809.63
	30"(762mm)	48"(1219mm)	187	TCRA-3048-	S	C	4			\$1752.77	\$2058.14	\$ 1864.92	\$ 2170.29	\$ 2714.60	\$3093.81	\$2938.90	\$3365.88
		60"(1524mm)	216	TCRA-3060-	S	C	4			1837.43	2202.70	1955.78	2321.05	2983.00	3440.07	3256.59	3773.06
		72"(1829mm)	245	TCRA-3072-	S	C	4			1923.06	2354.10	2047.61	2478.65	3254.37	3796.94	3577.91	4192.65
<b>Round — Base — Power Ready — No Cutout</b>																	
29"(737mm)	24"(610mm)	48"(1219mm)	173	TCRA-2448-	S	B	4			\$1508.50	\$ 1794.94	\$ 1615.69	\$ 1902.13	\$ 2333.23	\$ 2687.83	\$ 2521.33	\$2920.03
		60"(1524mm)	202	TCRA-2460-	S	B	4			1577.96	1922.83	1690.11	2034.98	2553.27	2983.82	2781.98	3267.97
		72"(1829mm)	230	TCRA-2472-	S	B	4			1648.39	2057.56	1765.50	2174.67	2776.28	3290.42	3046.26	3628.32
	30"(762mm)	48"(1219mm)	187	TCRA-3048-	S	B	4			\$ 1571.46	\$ 1876.83	\$ 1683.61	\$ 1988.98	\$ 2533.29	\$ 2912.50	\$ 2757.59	\$ 3184.57
		60"(1524mm)	216	TCRA-3060-	S	B	4			1656.12	2021.39	1774.47	2139.74	2801.69	3258.76	3075.28	3591.75
		72"(1829mm)	245	TCRA-3072-	S	B	4			1741.75	2172.79	1866.30	2297.34	3073.06	3615.63	3396.60	4011.34
<b>Extruded — Base — Power Ready — No Cutout</b>																	
29"(737mm)	24"(610mm)	48"(1219mm)	173	TCRA-2448-	S	C	4			\$ 1718.30	\$2004.74	\$ 1825.49	\$ 2111.93	\$2543.03	\$ 2897.63	\$ 2731.13	\$ 3129.83
		60"(1524mm)	202	TCRA-2460-	S	C	4			1787.76	2132.63	1899.91	2244.78	2763.07	3193.62	2991.78	3477.77
		72"(1829mm)	230	TCRA-2472-	S	C	4			1858.19	2267.36	1975.30	2384.47	2986.08	3500.22	3256.06	3838.12
	30"(762mm)	48"(1219mm)	187	TCRA-3048-	S	C	4			\$ 1781.26	\$2086.63	\$ 1893.41	\$ 2198.78	\$ 2743.09	\$ 3122.30	\$2967.39	\$3394.37
		60"(1524mm)	216	TCRA-3060-	S	C	4			1865.92	2231.19	1984.27	2349.54	3011.49	3468.56	3285.08	3801.55
		72"(1829mm)	245	TCRA-3072-	S	C	4			1951.55	2382.59	2076.10	2507.14	3282.86	3825.43	3606.40	4221.14

# Jive Table — Disc Base

## Round



TORN-SND  
Class JV



### Features

- Includes 1.18"(30mm) thick standard top, base, glides and hardware.
- Standard table heights are 16"(406mm), 20"(508mm), 29"(737mm) and 36"(914mm).
- Table is available with black glides only.
- Ships unassembled.

### Specification Tips

- Disc Base Diameter Sizes:
  - 24"(610mm) and 30"(762mm) tops include 21"(533mm) disc base
  - 36"(914mm) tops include 27"(686mm) disc base
- Power Ready Base:
  - Allows for cord management through the Disk Base (available on 16"(406mm), 20"(508mm), 29"(737mm) and 36"(914mm)H tables)
  - Edge mounted power is recommended.
- **Power cord length determines the distance to building power source.**
- Separately specified:
  - Horizontal and Vertical Wire Management
  - Power and Data Components
  - Accessories
- Refer to Specification Guide:
  - Accessory placement and compatibility.
  - Power Ready base cable capacity.
- Application may require approval of local authority having jurisdiction (AHJ); ensure compliance before placing orders and installation.

### To Order, Specify:

1) Product number, including:

#### 1 Surface Option:

**L** Laminate

**W** Wood

#### 2 Edge Option:

Laminate:

**J** Edgeband

**F** Knife

Wood:

**K** Edgeband

**U** Knife

2) Laminate surface color or wood finish color.

3) Edgeband trim color (laminated only).

4) Base trim color.

**Note:** \$66.18 upcharge list for Metallic trim colors.

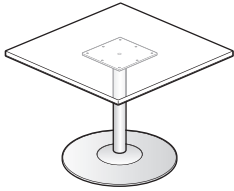
# Jive Table — Disc Base

## Round

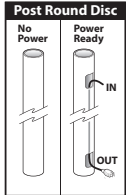
Height	Depth	Width	Number ①②	HPL		B		Wood		B		U	
				A	F	J	F	A	U	K	U		
Base — No Power													
16"(406mm)	24"(610mm)	24"(610mm)	TCRN-2424-  SNDN1	\$1009.59	\$1232.06	\$1102.52	\$1324.99	\$1436.91	\$1560.67	\$1519.88	\$1650.31		
	30"(762mm)	30"(762mm)	TCRN-3030-  SNDN1	1083.63	1346.90	1182.14	1445.41	1671.84	1885.69	1797.71	2032.43		
	36"(914mm)	36"(914mm)	TCRN-3636-  SNDN1	1172.63	1476.70	1277.96	1582.03	1954.39	2287.34	2131.68	2504.61		
	42"(1067mm)	42"(1067mm)	TCRN-4242-  SNDN1	1276.59	1621.46	1389.98	1734.85	2284.56	2766.69	2521.79	3068.09		
	48"(1219mm)	48"(1219mm)	TCRN-4848-  SNDN1	1395.51	1781.18	1518.20	1903.87	2662.35	3322.46	2968.04	3721.41		
20"(508mm)	24"(610mm)	24"(610mm)	TCRN-2424-  SNDN2	\$1017.69	\$1240.16	\$1110.62	\$1333.09	\$1445.01	\$1568.77	\$1527.98	\$1658.41		
	30"(762mm)	30"(762mm)	TCRN-3030-  SNDN2	1091.73	1355.00	1190.24	1453.51	1679.94	1893.79	1805.81	2040.53		
	36"(914mm)	36"(914mm)	TCRN-3636-  SNDN2	1180.73	1484.80	1286.06	1590.13	1962.49	2295.44	2139.78	2512.71		
	42"(1067mm)	42"(1067mm)	TCRN-4242-  SNDN2	1284.69	1629.56	1398.08	1742.95	2292.66	2774.79	2529.89	3076.19		
	48"(1219mm)	48"(1219mm)	TCRN-4848-  SNDN2	1403.61	1789.28	1526.30	1911.97	2670.45	3330.56	2976.14	3729.51		
29"(737mm)	24"(610mm)	24"(610mm)	TCRN-2424-  SNDN4	\$1041.96	\$1264.43	\$1134.89	\$1357.36	\$1469.28	\$1593.04	\$1552.25	\$1682.68		
	30"(762mm)	30"(762mm)	TCRN-3030-  SNDN4	1116.00	1379.27	1214.51	1477.78	1704.21	1918.06	1830.08	2064.80		
	36"(914mm)	36"(914mm)	TCRN-3636-  SNDN4	1205.00	1509.07	1310.33	1614.40	1986.76	2319.71	2164.05	2536.98		
	42"(1067mm)	42"(1067mm)	TCRN-4242-  SNDN4	1308.96	1653.83	1422.35	1767.22	2316.93	2799.06	2554.16	3100.46		
	48"(1219mm)	48"(1219mm)	TCRN-4848-  SNDN4	1427.88	1813.55	1550.57	1936.24	2694.72	3354.83	3000.41	3753.78		
36"(914mm)	24"(610mm)	24"(610mm)	TCRN-2424-  SNDN6	\$1050.29	\$1272.76	\$1143.22	\$1365.69	\$1477.61	\$1601.37	\$1560.58	\$1691.01		
	30"(762mm)	30"(762mm)	TCRN-3030-  SNDN6	1124.33	1387.60	1222.84	1486.11	1712.54	1926.39	1838.41	2073.13		
	36"(914mm)	36"(914mm)	TCRN-3636-  SNDN6	1213.33	1517.40	1318.66	1622.73	1995.09	2328.04	2172.38	2545.31		
	42"(1067mm)	42"(1067mm)	TCRN-4242-  SNDN6	1317.29	1662.16	1430.68	1775.55	2325.26	2807.39	2562.49	3108.79		
	48"(1219mm)	48"(1219mm)	TCRN-4848-  SNDN6	1436.21	1821.88	1558.90	1944.57	2703.05	3363.16	3008.74	3762.11		
Base — Power Ready													
16"(406mm)	24"(610mm)	24"(610mm)	TCRN-2424-  SNDK1	\$1038.08	\$1260.55	\$1131.01	\$1353.48	\$1465.40	\$1589.16	\$1548.37	\$1678.80		
	30"(762mm)	30"(762mm)	TCRN-3030-  SNDK1	1112.12	1375.39	1210.63	1473.90	1700.33	1914.18	1826.20	2060.92		
	36"(914mm)	36"(914mm)	TCRN-3636-  SNDK1	1201.12	1505.19	1306.45	1610.52	1982.88	2315.83	2160.17	2533.10		
	42"(1067mm)	42"(1067mm)	TCRN-4242-  SNDK1	1305.08	1649.95	1418.47	1763.34	2313.05	2795.18	2550.28	3096.58		
	48"(1219mm)	48"(1219mm)	TCRN-4848-  SNDK1	1424.00	1809.67	1546.69	1932.36	2690.84	3350.95	2996.53	3749.90		
20"(508mm)	24"(610mm)	24"(610mm)	TCRN-2424-  SNDK2	\$1046.18	\$1268.65	\$1139.11	\$1361.58	\$1473.50	\$1597.26	\$1556.47	\$1686.90		
	30"(762mm)	30"(762mm)	TCRN-3030-  SNDK2	1120.22	1383.49	1218.73	1482.00	1708.43	1922.28	1834.30	2069.02		
	36"(914mm)	36"(914mm)	TCRN-3636-  SNDK2	1209.22	1513.29	1314.55	1618.62	1990.98	2323.93	2168.27	2541.20		
	42"(1067mm)	42"(1067mm)	TCRN-4242-  SNDK2	1313.18	1658.05	1426.57	1771.44	2321.15	2803.28	2558.38	3104.68		
	48"(1219mm)	48"(1219mm)	TCRN-4848-  SNDK2	1432.10	1817.77	1554.79	1940.46	2698.94	3359.05	3004.63	3758.00		
29"(737mm)	24"(610mm)	24"(610mm)	TCRN-2424-  SNDK4	\$1070.45	\$1292.92	\$1163.38	\$1385.85	\$1497.77	\$1621.53	\$1580.74	\$1711.17		
	30"(762mm)	30"(762mm)	TCRN-3030-  SNDK4	1144.49	1407.76	1243.00	1506.27	1732.70	1946.55	1858.57	2093.29		
	36"(914mm)	36"(914mm)	TCRN-3636-  SNDK4	1233.49	1537.56	1338.82	1642.89	2015.25	2348.20	2192.54	2565.47		
	42"(1067mm)	42"(1067mm)	TCRN-4242-  SNDK4	1337.45	1682.32	1450.84	1795.71	2345.42	2827.55	2582.65	3128.95		
	48"(1219mm)	48"(1219mm)	TCRN-4848-  SNDK4	1456.37	1842.04	1579.06	1964.73	2723.21	3383.32	3028.90	3782.27		
36"(914mm)	24"(610mm)	24"(610mm)	TCRN-2424-  SNDK6	\$1078.78	\$1301.25	\$1171.71	\$1394.18	\$1506.10	\$1629.86	\$1589.07	\$1719.50		
	30"(762mm)	30"(762mm)	TCRN-3030-  SNDK6	1152.82	1416.09	1251.33	1514.60	1741.03	1954.88	1866.90	2101.62		
	36"(914mm)	36"(914mm)	TCRN-3636-  SNDK6	1241.82	1545.89	1347.15	1651.22	2023.58	2356.53	2200.87	2573.80		
	42"(1067mm)	42"(1067mm)	TCRN-4242-  SNDK6	1345.78	1690.65	1459.17	1804.04	2353.75	2835.88	2590.98	3137.28		
	48"(1219mm)	48"(1219mm)	TCRN-4848-  SNDK6	1464.70	1850.37	1587.39	1973.06	2731.54	3391.65	3037.23	3790.60		

# Jive Table — Disc Base

## Square



TCRQ-SND  
Class JV



### Features

- Includes 1.18" (30mm) thick standard top, base, glides and hardware.
- Standard table heights are 16" (406mm), 20" (508mm), 29" (737mm) and 36" (914mm).
- Table is available with black glides only.
- Ships unassembled.

### Specification Tips

- Edge choice allows a flat seam between tables.
- Disc Base Diameter Sizes:
  - 24" (610mm) and 30" (762mm) tops include 21" (533mm) disc base
  - 36" (914mm) tops include 27" (686mm) disc base
- Power Ready Base:
  - Allows for cord management through the Disk Base (available on 16" (406mm), 20" (508mm), 29" (737mm) and 36" (914mm)H tables)
  - Edge mounted power is recommended.
- **Power cord length determines the distance to building power source.**
- Separately specified:
  - Horizontal and Vertical Wire Management
  - Power and Data Components
  - Accessories
- Refer to Specification Guide:
  - Accessory placement and compatibility.
  - Power Ready base cable capacity.
- Application may require approval of local authority having jurisdiction (AHJ); ensure compliance before placing orders and installation.

### To Order, Specify:

1) Product number, including:

#### 1 Surface Option:

- L** Laminate
- W** Wood

#### 2 Edge Option:

- Laminate:
- J** Edgeband
  - F** Knife
- Wood:
- K** Edgeband
  - U** Knife

2) Laminate surface color or wood finish color.

3) Edgeband trim color (laminated only).

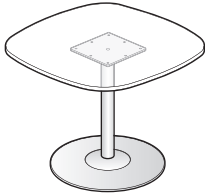
4) Base trim color.

**Note: \$66.18** upcharge list for Metallic trim colors.

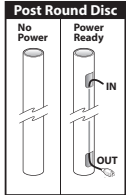
Height	Depth	Width	Number ①②	HPL		B		Wood			
				A	F	J	F	A	U	B	U
<b>Base — No Power</b>											
16" (406mm)	24" (610mm)	24" (610mm)	TCRQ-2424-■ ■ SNDN1	\$1009.59	\$1232.06	\$1102.52	\$1324.99	\$1436.91	\$1560.67	\$1519.88	\$1650.31
	30" (762mm)	30" (762mm)	TCRQ-3030-■ ■ SNDN1	1083.63	1346.90	1182.14	1445.41	1671.84	1885.69	1797.71	2032.43
	36" (914mm)	36" (914mm)	TCRQ-3636-■ ■ SNDN1	1172.63	1476.70	1277.96	1582.03	1954.39	2287.34	2131.68	2504.61
20" (508mm)	24" (610mm)	24" (610mm)	TCRQ-2424-■ ■ SNDN2	\$1017.69	\$1240.16	\$1110.62	\$1333.09	\$1445.01	\$1568.77	\$1527.98	\$1658.41
	30" (762mm)	30" (762mm)	TCRQ-3030-■ ■ SNDN2	1091.73	1355.00	1190.24	1453.51	1679.94	1893.79	1805.81	2040.53
	36" (914mm)	36" (914mm)	TCRQ-3636-■ ■ SNDN2	1180.73	1484.80	1286.06	1590.13	1962.49	2295.44	2139.78	2512.71
29" (737mm)	24" (610mm)	24" (610mm)	TCRQ-2424-■ ■ SNDN4	\$1041.96	\$1264.43	\$1134.89	\$1357.36	\$1469.28	\$1593.04	\$1552.25	\$1682.68
	30" (762mm)	30" (762mm)	TCRQ-3030-■ ■ SNDN4	1116.00	1379.27	1214.51	1477.78	1704.21	1918.06	1830.08	2064.80
	36" (914mm)	36" (914mm)	TCRQ-3636-■ ■ SNDN4	1205.00	1509.07	1310.33	1614.40	1986.76	2319.71	2164.05	2536.98
36" (914mm)	24" (610mm)	24" (610mm)	TCRQ-2424-■ ■ SNDN6	\$1050.29	\$1272.76	\$1143.22	\$1365.69	\$1477.61	\$1601.37	\$1560.58	\$1691.01
	30" (762mm)	30" (762mm)	TCRQ-3030-■ ■ SNDN6	1124.33	1387.60	1222.84	1486.11	1712.54	1926.39	1838.41	2073.13
	36" (914mm)	36" (914mm)	TCRQ-3636-■ ■ SNDN6	1213.33	1517.40	1318.66	1622.73	1995.09	2328.04	2172.38	2545.31
<b>Base — Power Ready</b>											
16" (406mm)	24" (610mm)	24" (610mm)	TCRQ-2424-■ ■ SNDK1	\$1038.08	\$1260.55	\$1131.01	\$1353.48	\$1465.40	\$1589.16	\$1548.37	\$1678.80
	30" (762mm)	30" (762mm)	TCRQ-3030-■ ■ SNDK1	1112.12	1375.39	1210.63	1473.90	1700.33	1914.18	1826.20	2060.92
	36" (914mm)	36" (914mm)	TCRQ-3636-■ ■ SNDK1	1201.12	1505.19	1306.45	1610.52	1982.88	2315.83	2160.17	2533.10
20" (508mm)	24" (610mm)	24" (610mm)	TCRQ-2424-■ ■ SNDK2	\$1046.18	\$1268.65	\$1139.11	\$1361.58	\$1473.50	\$1597.26	\$1556.47	\$1686.90
	30" (762mm)	30" (762mm)	TCRQ-3030-■ ■ SNDK2	1120.22	1383.49	1218.73	1482.00	1708.43	1922.28	1834.30	2069.02
	36" (914mm)	36" (914mm)	TCRQ-3636-■ ■ SNDK2	1209.22	1513.29	1314.55	1618.62	1990.98	2323.93	2168.27	2541.20
29" (737mm)	24" (610mm)	24" (610mm)	TCRQ-2424-■ ■ SNDK4	\$1070.45	\$1292.92	\$1163.38	\$1385.85	\$1497.77	\$1621.53	\$1580.74	\$1711.17
	30" (762mm)	30" (762mm)	TCRQ-3030-■ ■ SNDK4	1144.49	1407.76	1243.00	1506.27	1732.70	1946.55	1858.57	2093.29
	36" (914mm)	36" (914mm)	TCRQ-3636-■ ■ SNDK4	1233.49	1537.56	1338.82	1642.89	2015.25	2348.20	2192.54	2565.47
36" (914mm)	24" (610mm)	24" (610mm)	TCRQ-2424-■ ■ SNDK6	\$1078.78	\$1301.25	\$1171.71	\$1394.18	\$1506.10	\$1629.86	\$1589.07	\$1719.50
	30" (762mm)	30" (762mm)	TCRQ-3030-■ ■ SNDK6	1152.82	1416.09	1251.33	1514.60	1741.03	1954.88	1866.90	2101.62
	36" (914mm)	36" (914mm)	TCRQ-3636-■ ■ SNDK6	1241.82	1545.89	1347.15	1651.22	2023.58	2356.53	2200.87	2573.80

# Jive Table — Disc Base

## Pebble



TCRP-SND  
Class JV



### Features

- Includes 1.18" (30mm) thick standard top, base, glides and hardware.
- High-Pressure Laminate (HPL) top with knife edge or 3mm edgeband edges or wood veneer top with 3mm wood edgeband or knife edge.
- Standard table heights are 16" (406mm), 20" (508mm), 29" (737mm) and 36" (914mm).
- Table is available with black glides only.
- Ships unassembled.

### Specification Tips

- **Disc Base Diameter Sizes:**
  - 24" (610mm) and 30" (762mm) tops include 21" (533mm) disc base
  - 36" (914mm) tops include 27" (686mm) disc base
- **Power Ready Base:**
  - Allows for cord management through the Disk Base (available on 16" (406mm), 20" (508mm), 29" (737mm) and 36" (914mm)H tables)
  - Edge mounted power is recommended.
- **Power cord length determines the distance to building power source.**
- Separately specified:
  - Horizontal and Vertical Wire Management
  - Power and Data Components
  - Accessories
- Refer to Specification Guide:
  - Accessory placement and compatibility.
  - Power Ready base cable capacity.
- Application may require approval of local authority having jurisdiction (AHJ); ensure compliance before placing orders and installation.

### To Order, Specify:

1) Product number, including:

#### 1 Surface Option:

- L** Laminate
- W** Wood

#### 2 Edge Option:

- Laminate:
- J** Edgeband
  - F** Knife
- Wood:
- K** Edgeband
  - U** Knife

2) Laminate surface color or wood finish color.

3) Edgeband trim color (laminate only).

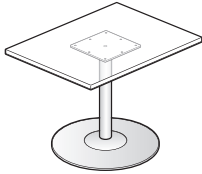
4) Base trim color.

**Note: \$66.18** upcharge list for Metallic trim colors.

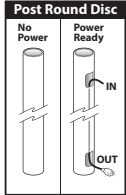
Height	Depth	Width	Number ①②	HPL				Wood			
				A	F	B	F	A	U	B	U
<b>Base — No Power</b>											
16" (406mm)	24" (610mm)	24" (610mm)	TCRP-2424- ■ ■ SNDN1	\$1009.59	\$1232.06	\$1102.52	\$1324.99	\$1436.91	\$1560.67	\$1519.88	\$1650.31
	30" (762mm)	30" (762mm)	TCRP-3030- ■ ■ SNDN1	1083.63	1346.90	1182.14	1445.41	1671.84	1885.69	1797.71	2032.43
	36" (914mm)	36" (914mm)	TCRP-3636- ■ ■ SNDN1	1172.63	1476.70	1277.96	1582.03	1954.39	2287.34	2131.68	2504.61
	42" (1067mm)	42" (1067mm)	TCRP-4242- ■ ■ SNDN1	1276.59	1621.46	1389.98	1734.85	2284.56	2766.69	2521.79	3068.09
20" (508mm)	24" (610mm)	24" (610mm)	TCRP-2424- ■ ■ SNDN2	\$1017.69	\$1240.16	\$1110.62	\$1333.09	\$1445.01	\$1568.77	\$1527.98	\$1658.41
	30" (762mm)	30" (762mm)	TCRP-3030- ■ ■ SNDN2	1091.73	1355.00	1190.24	1453.51	1679.94	1893.79	1805.81	2040.53
	36" (914mm)	36" (914mm)	TCRP-3636- ■ ■ SNDN2	1180.73	1484.80	1286.06	1590.13	1962.49	2295.44	2139.78	2512.71
	42" (1067mm)	42" (1067mm)	TCRP-4242- ■ ■ SNDN2	1284.69	1629.56	1398.08	1742.95	2292.66	2774.79	2529.89	3076.19
29" (737mm)	24" (610mm)	24" (610mm)	TCRP-2424- ■ ■ SNDN4	\$1041.96	\$1264.43	\$1134.89	\$1357.36	\$1469.28	\$1593.04	\$1552.25	\$1682.68
	30" (762mm)	30" (762mm)	TCRP-3030- ■ ■ SNDN4	1116.00	1379.27	1214.51	1477.78	1704.21	1918.06	1830.08	2064.80
	36" (914mm)	36" (914mm)	TCRP-3636- ■ ■ SNDN4	1205.00	1509.07	1310.33	1614.40	1986.76	2319.71	2164.05	2536.98
	42" (1067mm)	42" (1067mm)	TCRP-4242- ■ ■ SNDN4	1308.96	1653.83	1422.35	1767.22	2316.93	2799.06	2554.16	3100.46
36" (914mm)	24" (610mm)	24" (610mm)	TCRP-2424- ■ ■ SNDN6	\$1050.29	\$1272.76	\$1143.22	\$1365.69	\$1477.61	\$1601.37	\$1560.58	\$1691.01
	30" (762mm)	30" (762mm)	TCRP-3030- ■ ■ SNDN6	1124.33	1387.60	1222.84	1486.11	1712.54	1926.39	1838.41	2073.13
	36" (914mm)	36" (914mm)	TCRP-3636- ■ ■ SNDN6	1213.33	1517.40	1318.66	1622.73	1995.09	2328.04	2172.38	2545.31
	42" (1067mm)	42" (1067mm)	TCRP-4242- ■ ■ SNDN6	1317.29	1662.16	1430.68	1775.55	2325.26	2807.39	2562.49	3108.79
<b>Base — Power Ready</b>											
16" (406mm)	24" (610mm)	24" (610mm)	TCRP-2424- ■ ■ SNDK1	\$1038.08	\$1260.55	\$1131.01	\$1353.48	\$1465.40	\$1589.16	\$1548.37	\$1678.80
	30" (762mm)	30" (762mm)	TCRP-3030- ■ ■ SNDK1	1112.12	1375.39	1210.63	1473.90	1700.33	1914.18	1826.20	2060.92
	36" (914mm)	36" (914mm)	TCRP-3636- ■ ■ SNDK1	1201.12	1505.19	1306.45	1610.52	1982.88	2315.83	2160.17	2533.10
	42" (1067mm)	42" (1067mm)	TCRP-4242- ■ ■ SNDK1	1305.08	1649.95	1418.47	1763.34	2313.05	2795.18	2550.28	3096.58
20" (508mm)	24" (610mm)	24" (610mm)	TCRP-2424- ■ ■ SNDK2	\$1046.18	\$1268.65	\$1139.11	\$1361.58	\$1473.50	\$1597.26	\$1556.47	\$1686.90
	30" (762mm)	30" (762mm)	TCRP-3030- ■ ■ SNDK2	1120.22	1383.49	1218.73	1482.00	1708.43	1922.28	1834.30	2069.02
	36" (914mm)	36" (914mm)	TCRP-3636- ■ ■ SNDK2	1209.22	1513.29	1314.55	1618.62	1990.98	2323.93	2168.27	2541.20
	42" (1067mm)	42" (1067mm)	TCRP-4242- ■ ■ SNDK2	1313.18	1658.05	1426.57	1771.44	2321.15	2803.28	2558.38	3104.68
29" (737mm)	24" (610mm)	24" (610mm)	TCRP-2424- ■ ■ SNDK4	\$1070.45	\$1292.92	\$1163.38	\$1385.85	\$1497.77	\$1621.53	\$1580.74	\$1711.17
	30" (762mm)	30" (762mm)	TCRP-3030- ■ ■ SNDK4	1144.49	1407.76	1243.00	1506.27	1732.70	1946.55	1858.57	2093.29
	36" (914mm)	36" (914mm)	TCRP-3636- ■ ■ SNDK4	1233.49	1537.56	1338.82	1642.89	2015.25	2348.20	2192.54	2565.47
	42" (1067mm)	42" (1067mm)	TCRP-4242- ■ ■ SNDK4	1337.45	1682.32	1450.84	1795.71	2345.42	2827.55	2582.65	3128.95
36" (914mm)	24" (610mm)	24" (610mm)	TCRP-2424- ■ ■ SNDK6	\$1078.78	\$1301.25	\$1171.71	\$1394.18	\$1506.10	\$1629.86	\$1589.07	\$1719.50
	30" (762mm)	30" (762mm)	TCRP-3030- ■ ■ SNDK6	1152.82	1416.09	1251.33	1514.60	1741.03	1954.88	1866.90	2101.62
	36" (914mm)	36" (914mm)	TCRP-3636- ■ ■ SNDK6	1241.82	1545.89	1347.15	1651.22	2023.58	2356.53	2200.87	2573.80
	42" (1067mm)	42" (1067mm)	TCRP-4242- ■ ■ SNDK6	1345.78	1690.65	1459.17	1804.04	2353.75	2835.88	2590.98	3137.28

# Jive Table — Disc Base

## Rectangle



TCRA-SND  
Class JV



### Features

- Includes 1.18"(30mm) thick standard top, base, glides and hardware.
- High-Pressure Laminate (HPL) top with knife edge or 3mm edgeband edges or wood veneer top with 3mm wood edgeband or knife edge.
- Standard table heights are 16"(406mm), 20"(508mm), 29"(737mm) and 36"(914mm).
- Table is available with black glides only.
- Ships unassembled.

### Specification Tips

- Edge choice allows a flat seam between tables.
- Disc Base Diameter Sizes:
  - 24"(610mm) and 30"(762mm) tops include 21"(533mm) disc base
- Power Ready Base:
  - Allows for cord management through the Disk Base (available on 16"(406mm), 20"(508mm), 29"(737mm) and 36"(914mm)H tables)
  - Edge mounted power is recommended.
- **Power cord length determines the distance to building power source.**
- Separately specified:
  - Horizontal and Vertical Wire Management
  - Power and Data Components
  - Accessories
- Refer to Specification Guide:
  - Accessory placement and compatibility.
  - Power Ready base cable capacity.
- Application may require approval of local authority having jurisdiction (AHJ); ensure compliance before placing orders and installation.

### To Order, Specify:

1) Product number, including:

#### 1 Surface Option:

- L** Laminate
- W** Wood

#### 2 Edge Option:

- Laminate:
- J** Edgeband
  - F** Knife
- Wood:
- K** Edgeband
  - U** Knife

2) Laminate surface color or wood finish color.

3) Edgeband trim color (laminate only).


4) Base trim color.

**Note: \$66.18** upcharge list for Metallic trim colors.

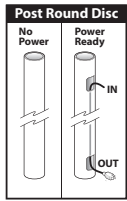
Height	Depth	Width	Number ①②	HPL		B		Wood		B		U	
				A	F	J	F	A	U	K	U		
<b>Base — No Power</b>													
16"(406mm)	30"(762mm)	36"(914mm)	TCRA-3036-■ SNDN1	\$1107.93	\$1359.28	\$1213.88	\$1465.23	\$1888.03	\$2197.02	\$2063.69	\$2409.96		
20"(508mm)			TCRA-3036-■ SNDN2	1116.03	1367.38	1221.98	1473.33	1896.13	2205.12	2071.79	2418.06		
29"(737mm)			TCRA-3036-■ SNDN4	1140.30	1391.65	1246.25	1497.60	1920.40	2229.39	2096.06	2442.33		
36"(914mm)			TCRA-3036-■ SNDN6	1148.63	1399.98	1254.58	1505.93	1928.73	2237.72	2104.39	2450.66		
<b>Base — Power Ready</b>													
16"(406mm)	30"(762mm)	36"(914mm)	TCRA-3036-■ SNDK1	\$1136.42	\$1387.77	\$1242.37	\$1493.72	\$1916.52	\$2225.51	\$2092.18	\$2438.45		
20"(508mm)			TCRA-3036-■ SNDK2	1144.52	1395.87	1250.47	1501.82	1924.62	2233.61	2100.28	2446.55		
29"(737mm)			TCRA-3036-■ SNDK4	1168.79	1420.14	1274.74	1526.09	1948.89	2257.88	2124.55	2470.82		
36"(914mm)			TCRA-3036-■ SNDK6	1177.12	1428.47	1283.07	1534.42	1957.22	2266.21	2132.88	2479.15		

# Jive Table — Dual Disc Base

## Pebble



TORP-SND  
Class JV



### Features

- Includes 1.18" (30mm) thick standard top, base, glides and hardware.
- High-Pressure Laminate (HPL) top with knife edge or 3mm edgeband edges or wood veneer top with 3mm wood edgeband or knife edge.
- Standard table heights are 29" (737mm) and 36" (914mm).
- Table is available with black glides only.
- Ships unassembled.

### Specification Tips

#### Disc Base Diameter Sizes:

- 30" (762mm) tops include 21" (533mm) two disc bases
- 36" (914mm) tops include two 27" (686mm) disc bases
- 42" (1067mm) tops include two 27" (686mm) disc bases

#### Specifying a cutout does not automatically include a Power Ready base.

- Factory installed cutout is available for:
  - Specify the (F) option for a Center, Single-Sided/4 outlet Flip Top Unit
  - Specify the (J) option for a Center, Single-Sided/6 outlet Flip Top Unit
  - Specify the (M) option for a Center, Double-Sided/8 outlet Flip Top Unit
  - Specify the (Q) option for a Center, Double-Sided/12 outlet Flip Top Unit
- Power Ready Base:
  - Flip Top Unit circuit breaker plug will not fit in the Power Ready Base opening.**
  - **Power cord length determines the distance to building power source.**
  - Separately specified:
    - Horizontal and Vertical Wire Management
    - See Accessories Price List for Power and Data Components
  - Refer to Specification Guide:
    - Accessory placement and compatibility.
    - Seating capacities and base location.
    - Information on electrical components compatible with factory cut opening.
    - Power Ready base cable capacity.
  - Application may require approval of local authority having jurisdiction (AHJ); ensure compliance before placing orders and installation.

### To Order, Specify:

1) Product number, including:

#### 1 Surface Option:

- L** Laminate
- W** Wood

#### 2 Edge Option:

- Laminate:
- J** Edgeband
  - F** Knife
- Wood:
- K** Edgeband
  - U** Knife

#### 3 Cutout:

- N** No Cutout
- F** Center, Single Sided/  
4 outlets (add **\$48.13** list)
- J** Center, Single Sided/  
6 outlets (add **\$48.13** list)
- M** Center, Double Sided/  
8 outlets (add **\$48.13** list)
- Q** Center, Double Sided/  
12 outlets (add **\$48.13** list)

2) Laminate surface color or wood finish color.

3) Edgeband trim color (laminated only).

4) Base trim color.

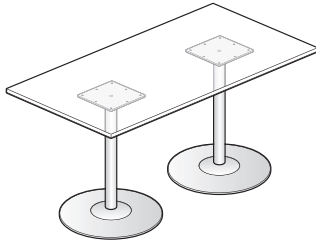
**Note:** **\$66.18** upcharge list for Metallic trim colors.

Height	Depth	Width	Number	①	②	③	HPL		B		Wood			
							A	F	J	F	A	U	K	U
<b>Base — No Power</b>														
29" (737mm)	30" (762mm)	60" (1524mm)	TORP-3060-	■	S	DN4	\$ 2169.49	\$ 2534.76	\$ 2287.84	\$ 2653.11	\$ 3315.06	\$ 3772.13	\$ 3588.65	\$ 4105.12
		72" (1829mm)	TORP-3072-	■	S	DN4	2255.12	2686.16	2379.67	2810.71	3586.43	4129.00	3909.97	4524.71
36" (914mm)	72" (1829mm)	84" (2134mm)	TORP-3672-	■	S	DN4	\$ 2348.48	\$ 2801.39	\$ 2480.47	\$ 2933.38	\$ 3883.21	\$ 4454.21	\$ 4260.32	\$ 4907.73
		84" (2134mm)	TORP-3684-	■	S	DN4	2450.29	2976.31	2589.72	3115.74	4205.92	4871.97	4642.32	5398.97
42" (1067mm)	84" (2134mm)	84" (2134mm)	TORP-4284-	■	S	DN4	\$ 2558.85	\$ 3108.21	\$ 2706.96	\$ 3256.32	\$ 4551.07	\$ 5247.45	\$ 5049.71	\$ 5841.23
		96" (2438mm)	TORP-4296-	■	S	DN4	2676.82	3306.64	2833.61	3463.43	4925.11	5726.09	5492.39	6404.12
36" (914mm)	30" (762mm)	60" (1524mm)	TORP-3060-	■	S	DN6	\$ 2186.17	\$ 2551.44	\$ 2304.52	\$ 2669.79	\$ 3331.74	\$ 3788.81	\$ 3605.33	\$ 4121.80
		72" (1829mm)	TORP-3072-	■	S	DN6	2271.80	2702.84	2396.35	2827.39	3603.11	4145.68	3926.65	4541.39
36" (914mm)	72" (1829mm)	84" (2134mm)	TORP-3672-	■	S	DN6	\$ 2365.16	\$ 2818.07	\$ 2497.15	\$ 2950.06	\$ 3899.89	\$ 4470.89	\$ 4277.00	\$ 4924.41
		84" (2134mm)	TORP-3684-	■	S	DN6	2466.97	2992.99	2606.40	3132.42	4222.60	4888.65	4659.00	5415.65
42" (1067mm)	84" (2134mm)	84" (2134mm)	TORP-4284-	■	S	DN6	\$ 2575.53	\$ 3124.89	\$ 2723.64	\$ 3273.00	\$ 4567.75	\$ 5264.13	\$ 5066.39	\$ 5857.91
		96" (2438mm)	TORP-4296-	■	S	DN6	2693.50	3323.32	2850.29	3480.11	4941.79	5742.77	5509.07	6420.80
<b>Base — Power Ready</b>														
29" (737mm)	30" (762mm)	60" (1524mm)	TORP-3060-	■	S	DK4	\$ 2197.98	\$ 2563.25	\$ 2316.33	\$ 2681.60	\$ 3343.55	\$ 3800.62	\$ 3617.14	\$ 4133.61
		72" (1829mm)	TORP-3072-	■	S	DK4	2283.61	2714.65	2408.16	2839.20	3614.92	4157.49	3938.46	4553.20
36" (914mm)	72" (1829mm)	84" (2134mm)	TORP-3672-	■	S	DK4	\$ 2376.97	\$ 2829.88	\$ 2508.96	\$ 2961.87	\$ 3911.70	\$ 4482.70	\$ 4288.81	\$ 4936.22
		84" (2134mm)	TORP-3684-	■	S	DK4	2478.78	3004.80	2618.21	3144.23	4234.41	4900.46	4670.81	5427.46
42" (1067mm)	84" (2134mm)	84" (2134mm)	TORP-4284-	■	S	DK4	\$ 2587.34	\$ 3136.70	\$ 2735.45	\$ 3284.81	\$ 4579.56	\$ 5275.94	\$ 5078.20	\$ 5869.72
		96" (2438mm)	TORP-4296-	■	S	DK4	2705.31	3335.13	2862.10	3491.92	4953.60	5754.58	5520.88	6432.61
36" (914mm)	30" (762mm)	60" (1524mm)	TORP-3060-	■	S	DK6	\$ 2214.66	\$ 2579.93	\$ 2333.01	\$ 2698.28	\$ 3360.23	\$ 3817.30	\$ 3633.82	\$ 4150.29
		72" (1829mm)	TORP-3072-	■	S	DK6	2300.29	2731.33	2424.84	2855.88	3631.60	4174.17	3955.14	4569.88
36" (914mm)	72" (1829mm)	84" (2134mm)	TORP-3672-	■	S	DK6	\$ 2393.65	\$ 2846.56	\$ 2525.64	\$ 2978.55	\$ 3928.38	\$ 4499.38	\$ 4305.49	\$ 4952.90
		84" (2134mm)	TORP-3684-	■	S	DK6	2495.46	3021.48	2634.89	3160.91	4251.09	4917.14	4687.49	5444.14
42" (1067mm)	84" (2134mm)	84" (2134mm)	TORP-4284-	■	S	DK6	\$ 2604.02	\$ 3153.38	\$ 2752.13	\$ 3301.49	\$ 4596.24	\$ 5292.62	\$ 5094.88	\$ 5886.40
		96" (2438mm)	TORP-4296-	■	S	DK6	2721.99	3351.81	2878.78	3508.60	4970.28	5771.26	5537.56	6449.29

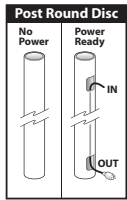


# Jive Table — Dual Disc Base

## Rectangle



TORA-SND  
Class JV



### Features

- Includes 1.18" (30mm) thick standard top, two bases, glides and hardware.
- High-Pressure Laminate (HPL) top with knife edge or 3mm edgeband edges or wood veneer top with 3mm wood edgeband or knife edge.
- Standard table heights are 29" (737mm) and 36" (914mm).
- Table is available with black glides only.
- Ships unassembled.

### Specification Tips

- Disc Base Diameter Sizes:
  - 30" (762mm) tops include 21" (533mm) two disc bases
  - 36" (914mm) tops include two 27" (686mm) disc bases
  - 42" (1067mm) tops include two 27" (686mm) disc bases
- **Specifying a cutout does not automatically include a Power Ready base.**
- Factory installed cutout is available for:
  - Specify the (F) option for a Center, Single-Sided/4 outlet Flip Top Unit
  - Specify the (J) option for a Center, Single-Sided/6 outlet Flip Top Unit
  - Specify the (M) option for a Center, Double-Sided/8 outlet Flip Top Unit
  - Specify the (Q) option for a Center, Double-Sided/12 outlet Flip Top Unit
- Power Ready Base:
  - Flip Top Unit circuit breaker plug will not fit in the Power Ready Base opening.**
  - Power cord length determines the distance to building power source.**
- Separately specified:
  - Ganging Mechanism - Recommended for use with power between tables.
  - Horizontal and Vertical Wire Management
  - See Accessories Price List for Power and Data Components
- Refer to Specification Guide:
  - Accessory placement and compatibility.
  - Seating capacities and base location.
  - Information on electrical components compatible with factory cut opening.
  - Power Ready base cable capacity.
- Application may require approval of local authority having jurisdiction (AHJ); ensure compliance before placing orders and installation.

### To Order, Specify:

- 1) Product number, including:
    - 1 **Surface Option:**
      - L** Laminate
      - W** Wood
    - 2 **Edge Option:**

Laminate:

      - J** Edgeband
      - F** Knife

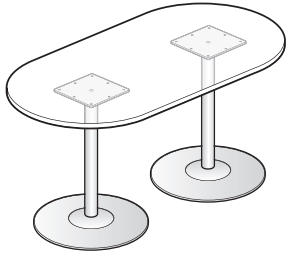
Wood:

      - K** Edgeband
      - U** Knife
    - 3 **Cutout:**
      - N** No Cutout
      - F** Center, Single-Sided/4 outlets (add **\$48.13** list)
      - J** Center, Single-Sided/6 outlets (add **\$48.13** list)
      - M** Center, Double-Sided/8 outlets (add **\$48.13** list)
      - Q** Center, Double-Sided/12 outlets (add **\$48.13** list)
  - 2) Laminate surface color or wood finish color.
  - 3) Edgeband trim color (laminated only).
  - 4) Base trim color.
- Note:** **\$66.18** upcharge list for Metallic trim colors.

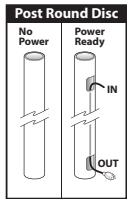
Height	Depth	Width	Number	①	②	③	HPL				Wood			
							A	F	J	F	A	U	K	U
<b>Base — No Power</b>														
29" (737mm)	30" (762mm)	60" (1524mm)	TORA-3060-	■	S	DN4	\$ 2165.00	\$ 2530.27	\$ 2283.35	\$ 2648.62	\$ 3310.57	\$ 3767.64	\$ 3584.16	\$ 4100.63
		72" (1829mm)	TORA-3072-	■	S	DN4	2250.63	2681.67	2375.18	2806.22	3581.94	4124.51	3905.48	4520.22
36" (914mm)	72" (1829mm)	84" (2134mm)	TORA-3672-	■	S	DN4	\$ 2343.99	\$ 2796.90	\$ 2475.98	\$ 2928.89	\$ 3878.72	\$ 4449.72	\$ 4255.83	\$ 4903.24
		84" (2134mm)	TORA-3684-	■	S	DN4	2445.80	2971.82	2585.23	3111.25	4201.43	4867.48	4637.83	5394.48
42" (1067mm)	84" (2134mm)	84" (2134mm)	TORA-4284-	■	S	DN4	\$ 2554.36	\$ 3103.72	\$ 2702.47	\$ 3251.83	\$ 4546.58	\$ 5242.96	\$ 5045.22	\$ 5836.74
		96" (2438mm)	TORA-4296-	■	S	DN4	2672.33	3302.15	2829.12	3458.94	4920.62	5721.60	5487.90	6399.63
36" (914mm)	30" (762mm)	60" (1524mm)	TORA-3060-	■	S	DN6	\$ 2181.66	\$ 2546.93	\$ 2300.01	\$ 2665.28	\$ 3327.23	\$ 3784.30	\$ 3600.82	\$ 4117.29
		72" (1829mm)	TORA-3072-	■	S	DN6	2267.29	2698.33	2391.84	2822.88	3598.60	4141.17	3922.14	4536.88
36" (914mm)	72" (1829mm)	84" (2134mm)	TORA-3672-	■	S	DN6	\$ 2360.65	\$ 2813.56	\$ 2492.64	\$ 2945.55	\$ 3895.38	\$ 4466.38	\$ 4272.49	\$ 4919.90
		84" (2134mm)	TORA-3684-	■	S	DN6	2462.46	2988.48	2601.89	3127.91	4218.09	4884.14	4654.49	5411.14
42" (1067mm)	84" (2134mm)	84" (2134mm)	TORA-4284-	■	S	DN6	\$ 2571.02	\$ 3120.38	\$ 2719.13	\$ 3268.49	\$ 4563.24	\$ 5259.62	\$ 5061.88	\$ 5853.40
		96" (2438mm)	TORA-4296-	■	S	DN6	2688.99	3318.81	2845.78	3475.60	4937.28	5738.26	5504.56	6416.29
<b>Base — Power Ready</b>														
29" (737mm)	30" (762mm)	60" (1524mm)	TORA-3060-	■	S	DK4	\$ 2193.49	\$ 2558.76	\$ 2311.84	\$ 2677.11	\$ 3339.06	\$ 3796.13	\$ 3612.65	\$ 4129.12
		72" (1829mm)	TORA-3072-	■	S	DK4	2279.12	2710.16	2403.67	2834.71	3610.43	4153.00	3933.97	4548.71
36" (914mm)	72" (1829mm)	84" (2134mm)	TORA-3672-	■	S	DK4	\$ 2372.48	\$ 2825.39	\$ 2504.47	\$ 2967.38	\$ 3907.21	\$ 4478.21	\$ 4284.32	\$ 4931.73
		84" (2134mm)	TORA-3684-	■	S	DK4	2474.29	3000.31	2613.72	3139.74	4229.92	4895.97	4666.32	5422.97
42" (1067mm)	84" (2134mm)	84" (2134mm)	TORA-4284-	■	S	DK4	\$ 2582.85	\$ 3132.21	\$ 2730.96	\$ 3280.32	\$ 4575.07	\$ 5271.45	\$ 5073.71	\$ 5865.23
		96" (2438mm)	TORA-4296-	■	S	DK4	2700.82	3330.64	2857.61	3487.43	4949.11	5750.09	5516.39	6428.12
36" (914mm)	30" (762mm)	60" (1524mm)	TORA-3060-	■	S	DK6	\$ 2210.15	\$ 2575.42	\$ 2328.50	\$ 2693.77	\$ 3355.72	\$ 3812.79	\$ 3629.31	\$ 4145.78
		72" (1829mm)	TORA-3072-	■	S	DK6	2295.78	2726.82	2420.33	2851.37	3627.09	4169.66	3950.63	4565.37
36" (914mm)	72" (1829mm)	84" (2134mm)	TORA-3672-	■	S	DK6	\$ 2389.14	\$ 2842.05	\$ 2521.13	\$ 2974.04	\$ 3923.87	\$ 4494.87	\$ 4300.98	\$ 4948.39
		84" (2134mm)	TORA-3684-	■	S	DK6	2490.95	3016.97	2630.38	3156.40	4246.58	4912.63	4682.98	5439.63
42" (1067mm)	84" (2134mm)	84" (2134mm)	TORA-4284-	■	S	DK6	\$ 2599.51	\$ 3148.87	\$ 2747.62	\$ 3296.98	\$ 4591.73	\$ 5288.11	\$ 5090.37	\$ 5881.89
		96" (2438mm)	TORA-4296-	■	S	DK6	2717.48	3347.30	2874.27	3504.09	4965.77	5766.75	5533.05	6444.78

# Jive Table — Dual Disc Base

## Racetrack



TCRT-SND  
Class JV



### Features

- Includes 1.18" (30mm) thick standard top, two bases, glides and hardware.
- High-Pressure Laminate (HPL) top with knife edge or 3mm edgeband edges or wood veneer top with 3mm wood edgeband or knife edge.
- Standard table heights are 29" (737mm) and 36" (914mm).
- Table is available with black glides only.
- Ships unassembled.

### Specification Tips

- Disc Base Diameter Sizes:
  - 30" (762mm) tops include 21" (533mm) two disc bases
  - 36" (914mm) tops include two 27" (686mm) disc bases
  - 42" (1067mm) tops include two 27" (686mm) disc bases
- **Specifying a cutout does not automatically include a Power Ready base.**
- Factory installed cutout is available for:
  - Specify the (F) option for a Center, Single-Sided/4 outlet Flip Top Unit
  - Specify the (J) option for a Center, Single-Sided/6 outlet Flip Top Unit
  - Specify the (M) option for a Center, Double-Sided/8 outlet Flip Top Unit
  - Specify the (Q) option for a Center, Double-Sided/12 outlet Flip Top Unit
- Power Ready Base:
  - Flip Top Unit circuit breaker plug will not fit in the Power Ready Base opening.**
  - Power cord length determines the distance to building power source.**
- Separately specified:
  - Horizontal and Vertical Wire Management
  - See Accessories Price List for Power and Data Components
- Refer to Specification Guide:
  - Accessory placement and compatibility.
  - Seating capacities and base location.
  - Information on electrical components compatible with factory cut opening.
  - Power Ready base cable capacity.
- Application may require approval of local authority having jurisdiction (AHJ); ensure compliance before placing orders and installation.

### To Order, Specify:

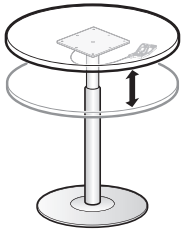
- 1) Product number, including:
    - 1 **Surface Option:**
      - L** Laminate
      - W** Wood
    - 2 **Edge Option:**
      - Laminate:
        - J** Edgeband
        - F** Knife
      - Wood:
        - K** Edgeband
        - U** Knife
    - 3 **Cutout:**
      - N** No Cutout
      - F** Center, Single-Sided/4 outlets (add **\$48.13** list)
      - J** Center, Single-Sided/6 outlets (add **\$48.13** list)
      - M** Center, Double-Sided/8 outlets (add **\$48.13** list)
      - Q** Center, Double-Sided/12 outlets (add **\$48.13** list)
  - 2) Laminate surface color or wood finish color.
  - 3) Edgeband trim color (laminated only).
  - 4) Base trim color.
- Note: \$66.18** upcharge list for Metallic trim colors.

Height	Depth	Width	Number	1	2	3	4	HPL		Wood		A	B	K	U
								J	F	J	F				
<b>Base — No Power</b>															
29" (737mm)	30" (762mm)	60" (1524mm)	TCRT-3060-	S	DN4	\$ 2169.49	\$ 2534.76	\$ 2287.84	\$ 2653.11	\$ 3315.06	\$ 3772.13	\$ 3588.65	\$ 4105.12		
		72" (1829mm)	TCRT-3072-	S	DN4	2255.12	2686.16	2379.67	2810.71	3586.43	4129.00	3909.97	4524.71		
36" (914mm)	72" (1829mm)	84" (2134mm)	TCRT-3672-	S	DN4	\$ 2348.48	\$ 2801.39	\$ 2480.47	\$ 2933.38	\$ 3883.21	\$ 4454.21	\$ 4260.32	\$ 4907.73		
		84" (2134mm)	TCRT-3684-	S	DN4	2450.29	2976.31	2589.72	3115.74	4205.92	4871.97	4642.32	5398.97		
42" (1067mm)	84" (2134mm)	84" (2134mm)	TCRT-4284-	S	DN4	\$ 2558.85	\$ 3108.21	\$ 2706.96	\$ 3256.32	\$ 4551.07	\$ 5247.45	\$ 5049.71	\$ 5841.23		
		96" (2438mm)	TCRT-4296-	S	DN4	2676.82	3306.64	2833.61	3463.43	4925.11	5726.09	5492.39	6404.12		
36" (914mm)	30" (762mm)	60" (1524mm)	TCRT-3060-	S	DN6	\$ 2186.17	\$ 2551.44	\$ 2304.52	\$ 2669.79	\$ 3331.74	\$ 3788.81	\$ 3605.33	\$ 4121.80		
		72" (1829mm)	TCRT-3072-	S	DN6	2271.80	2702.84	2396.35	2827.39	3603.11	4145.68	3926.65	4541.39		
36" (914mm)	72" (1829mm)	84" (2134mm)	TCRT-3672-	S	DN6	\$ 2365.16	\$ 2818.07	\$ 2497.15	\$ 2950.06	\$ 3899.89	\$ 4470.89	\$ 4277.00	\$ 4924.41		
		84" (2134mm)	TCRT-3684-	S	DN6	2466.97	2992.99	2606.40	3132.42	4222.60	4888.65	4659.00	5415.65		
42" (1067mm)	84" (2134mm)	84" (2134mm)	TCRT-4284-	S	DN6	\$ 2575.53	\$ 3124.89	\$ 2723.64	\$ 3273.00	\$ 4567.75	\$ 5264.13	\$ 5066.39	\$ 5857.91		
		96" (2438mm)	TCRT-4296-	S	DN6	2693.50	3323.32	2850.29	3480.11	4941.79	5742.77	5509.07	6420.80		
<b>Base — Power Ready</b>															
29" (737mm)	30" (762mm)	60" (1524mm)	TCRT-3060-	S	DK4	\$ 2197.98	\$ 2563.25	\$ 2316.33	\$ 2681.60	\$ 3343.55	\$ 3800.62	\$ 3617.14	\$ 4133.61		
		72" (1829mm)	TCRT-3072-	S	DK4	2283.61	2714.65	2408.16	2839.20	3614.92	4157.49	3938.46	4553.20		
36" (914mm)	72" (1829mm)	84" (2134mm)	TCRT-3672-	S	DK4	\$ 2376.97	\$ 2829.88	\$ 2508.96	\$ 2961.87	\$ 3911.70	\$ 4482.70	\$ 4288.81	\$ 4936.22		
		84" (2134mm)	TCRT-3684-	S	DK4	2478.78	3004.80	2618.21	3144.23	4234.41	4900.46	4670.81	5427.46		
42" (1067mm)	84" (2134mm)	84" (2134mm)	TCRT-4284-	S	DK4	\$ 2587.34	\$ 3136.70	\$ 2735.45	\$ 3284.81	\$ 4579.56	\$ 5275.94	\$ 5078.20	\$ 5869.72		
		96" (2438mm)	TCRT-4296-	S	DK4	2705.31	3335.13	2862.10	3491.92	4953.60	5754.58	5520.88	6432.61		
36" (914mm)	30" (762mm)	60" (1524mm)	TCRT-3060-	S	DK6	\$ 2214.66	\$ 2579.93	\$ 2333.01	\$ 2698.28	\$ 3360.23	\$ 3817.30	\$ 3633.82	\$ 4150.29		
		72" (1829mm)	TCRT-3072-	S	DK6	2300.29	2731.33	2424.84	2855.88	3631.60	4174.17	3955.14	4569.88		
36" (914mm)	72" (1829mm)	84" (2134mm)	TCRT-3672-	S	DK6	\$ 2393.65	\$ 2846.56	\$ 2525.64	\$ 2978.55	\$ 3928.38	\$ 4499.38	\$ 4305.49	\$ 4952.90		
		84" (2134mm)	TCRT-3684-	S	DK6	2495.46	3021.48	2634.89	3160.91	4251.09	4917.14	4687.49	5444.14		
42" (1067mm)	84" (2134mm)	84" (2134mm)	TCRT-4284-	S	DK6	\$ 2604.02	\$ 3153.38	\$ 2752.13	\$ 3301.49	\$ 4596.24	\$ 5292.62	\$ 5094.88	\$ 5886.40		
		96" (2438mm)	TCRT-4296-	S	DK6	2721.99	3351.81	2878.78	3508.60	4970.28	5771.26	5537.56	6449.29		

# Jive Table — Disc Base

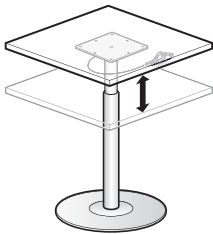
## Pneumatic Adjustment

### Round



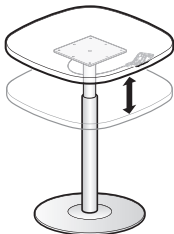
TCRN

### Square



TCRQ

### Pebble



TCRP  
Class JV

### Features

- Includes 1.18"(30mm) thick top, disc base, glides, pneumatic column with lever and hardware.
- High-Pressure Laminate (HPL) top with knife edge or 3mm edgeband or wood veneer top with 3mm wood edgeband or knife edge.
- Pneumatic height adjustment with 27"(686mm) to 44"(1118mm) continuous adjustment.
- Glides have 0.38"(9.5mm) height adjustment and are standard in black.
- Tables is available with black glides only.

### Specification Tips

- Base Sizes:
  - 30"(762mm) tops include 21"(533mm) disc base.
  - 36"(914mm) tops include 27"(686mm) disc base.
- Power cannot be routed through column.
- Does not accept screen, AKP, monitor arms or any drawers or pedestals.

### To Order, Specify:

1) Product number, including:

#### 1 Surface Option:

- L** Laminate
- W** Wood

#### 2 Edge Option:

- Laminate:
- J** Edgeband
  - F** Knife
- Wood:
- K** Edgeband
  - U** Knife

2) Laminate surface color or wood finish color.

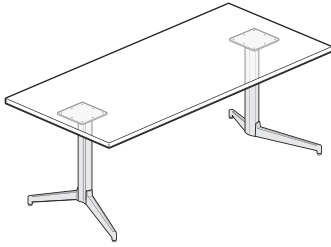
3) Edgeband trim color (laminate only).

4) Base trim color.

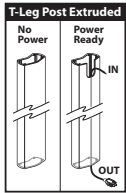
**Note:** \$66.18 upcharge list for Grade B trim colors.

Diameter	Number 12	HPL		B		Wood		B		U
		A	F	J	F	A	U	K		
		J	F	J	F	K	U	K	U	
<b>Round</b>										
30"(762mm)	TCRN-3030-■ ■ ■ SNDNA	\$ 1817.54	\$2080.81	\$1916.05	\$2179.32	\$2405.75	\$2619.60	\$ 2531.62	\$2766.34	
36"(914mm)	TCRN-3636-■ ■ ■ SNDNA	1906.54	2210.61	2011.87	2315.94	2688.30	3021.25	2865.59	3238.52	
<b>Square</b>										
30"(762mm)	TCRQ-3030-■ ■ ■ SNDNA	\$ 1817.54	\$2080.81	\$1916.05	\$2179.32	\$2405.75	\$2619.60	\$ 2531.62	\$2766.34	
36"(914mm)	TCRQ-3636-■ ■ ■ SNDNA	1906.54	2210.61	2011.87	2315.94	2688.30	3021.25	2865.59	3238.52	
<b>Pebble</b>										
30"(762mm)	TCRP-3030-■ ■ ■ SNDNA	\$ 1817.54	\$2080.81	\$1916.05	\$2179.32	\$2405.75	\$2619.60	\$ 2531.62	\$2766.34	
36"(914mm)	TCRP-3636-■ ■ ■ SNDNA	1906.54	2210.61	2011.87	2315.94	2688.30	3021.25	2865.59	3238.52	

# Jive Table — T-Leg — Extruded Rectangle



TORA-SNT  
Class JV



## Features

- Includes 1.18" (30mm) thick top, two T-Leg bases with extruded columns, and hardware.
- Standard table heights are 29" (737mm), 36" (914mm) and 42" (1067mm).
- High-Pressure Laminate (HPL) top with knife edge or 3mm edgeband edges or wood veneer top with 3mm wood edgeband or knife edge.
- Optional Belong Hatch cutout:
  - Laminate tops only with one cutout.
  - Available on 30"D and 36"D worksurfaces:
    - 30"D - Widths 54" (1372mm), 60" (1524mm), 66" (1676mm) and 72" (1829mm). All heights.
    - 36"D - Widths 66" (1676mm) and 72" (1829mm). All heights.
    - 36"D with 60" (1524mm) only available on 29" (737mm)H table.
  - Requires separately specified Belong Hatch.
  - Refer to Specification Guide for cutout details.
- Casters:
  - Two locking and two non-locking casters.
  - Standard in black.
- Glides:
  - 0.625" (16mm) adjustment.
  - Standard in black.
- Casters and glides are not interchangeable.
- Depth and width shown in nominal dimensions.
- Ships unassembled.

## Specification Tips

- Edge choice allows a flat seam between tables.
- **Specifying a cutout does not automatically include a Power Ready base.**
- Factory installed cutouts are available for:
  - Specify the (F) option for a Center, Single-Sided/4 outlet Flip Top Unit
  - Specify the (J) option for a Center, Single-Sided/6 outlet Flip Top Unit
  - Specify the (H) option for Belong Hatch
- Power Ready Base:
  - Allows for cord management through one of the Extruded T-Legs. Powered leg location determined during installation.
  - Casters and Glides:
    - Specify the (J) option for Casters on the Power Ready base (only available on 29" (737mm)H tables)
    - Specify the (K) option for Glides on the Power Ready base (available on 29" (737mm), 36" (914mm) and 42" (1067mm)H tables)
  - Flip Top Unit circuit breaker plug will not fit in the Power Ready Base opening.**
- **Power cord length determines the distance to building power source.**
- Separately specified:
  - Ganging Mechanism - Recommended for use with power between tables.
  - Horizontal and Vertical Wire Management
  - Power and Data Components - Accessories
- Refer to Specification Guide:
  - Accessory placement and compatibility.
  - Seating capacities and leg locations.
  - Information on electrical components compatible with factory cut opening.
  - Power Ready base cable capacity.
- Application may require approval of local authority having jurisdiction (AHJ); ensure compliance before placing orders and installation.

## To Order, Specify:

1) Product number, including:

### 1 Surface Option:

- L** Laminate
- W** Wood

### 2 Edge Option:

- Laminate:
- J** Edgeband
  - F** Knife

- Wood:
- K** Edgeband
  - U** Knife

### 3 Cutout:

- N** No Cutout
- F** Center, Single-Sided/  
4 outlets (add **\$48.13** list)
- J** Center, Single-Sided/  
6 outlets (add **\$48.13** list)
- H** Belong Hatch

### 4 Base and Wire Management Option:

- Base - No Power:
- C** Casters (add **\$23.44** list)  
(29" (737mm) Height Only)
  - G** Glides

- Base - Power Ready:
- J** Casters (add **\$23.44** list)  
(29" (737mm) Height Only)
  - K** Glides

### 5 Base Finish Option:

- A** Painted
- B** Polished (add **\$66.68** list)

2) Laminate surface color or wood finish color.

3) Edgeband trim color (laminate only).

4) Base trim color.

**Note:** **\$66.18** upcharge list for Metallic trim colors.

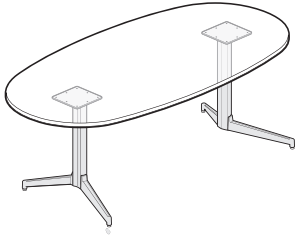
# Jive Table — T-Leg — Extruded Rectangle

Height	Depth	Width	Number	① ② ③ ④ ⑤	HPL		B		Wood		B		U			
					A	F	J	F	A	U	K	U				
Base — No Power — No Cutout																
29"(737mm)	18"(457mm)	48"(1219mm)	TCRA-1848-	S T 4	\$ 975.36	\$1242.87	\$1077.59	\$1345.10	\$ 1663.00	\$ 1992.98	\$ 1814.90	\$ 2185.31				
		54"(1372mm)	TCRA-1854-	S T 4	1002.37	1297.63	1106.46	1401.72	1748.46	2114.52	1916.25	2328.11				
		60"(1524mm)	TCRA-1860-	S T 4	1029.62	1354.09	1135.57	1460.04	1834.67	2238.70	2018.50	2474.01				
		66"(1676mm)	TCRA-1866-	S T 4	1057.11	1412.27	1164.92	1520.08	1921.62	2365.54	2121.66	2623.01				
		72"(1829mm)	TCRA-1872-	S T 4	1084.85	1472.15	1194.52	1581.82	2009.32	2495.03	2225.73	2775.12				
24"(610mm)	36"(914mm)	36"(914mm)	TCRA-2436-	S T 4	\$ 969.82	\$1203.72	\$1072.05	\$ 1305.95	\$ 1645.99	\$ 1932.27	\$ 1794.14	\$ 2114.31				
		42"(1067mm)	TCRA-2442-	S T 4	1003.95	1263.38	1108.66	1368.09	1754.15	2073.63	1922.19	2280.53				
		48"(1219mm)	TCRA-2448-	S T 4	1038.32	1324.76	1145.51	1431.95	1863.05	2217.65	2051.15	2449.85				
		54"(1372mm)	TCRA-2454-	S T 4	1072.93	1387.85	1182.60	1497.52	1972.70	2364.32	2181.02	2622.27				
		60"(1524mm)	TCRA-2460-	S T 4	1107.78	1452.65	1219.93	1564.80	2083.09	2513.64	2311.80	2797.79				
		66"(1676mm)	TCRA-2466-	S T 4	1142.87	1519.16	1257.50	1633.79	2194.22	2665.61	2443.48	2976.41				
		72"(1829mm)	TCRA-2472-	S T 4	1178.21	1587.38	1295.32	1704.49	2306.10	2820.24	2576.08	3158.14				
30"(762mm)	36"(914mm)	36"(914mm)	TCRA-3036-	S T 4	\$ 1017.58	\$1268.93	\$ 1123.53	\$ 1374.88	\$ 1797.68	\$ 2106.67	\$ 1973.34	\$ 2319.61				
		42"(1067mm)	TCRA-3042-	S T 4	1059.31	1336.94	1168.36	1445.99	1930.03	2273.17	2129.92	2515.45				
		48"(1219mm)	TCRA-3048-	S T 4	1101.28	1406.65	1213.43	1518.80	2063.11	2442.32	2287.41	2714.39				
		54"(1372mm)	TCRA-3054-	S T 4	1143.49	1478.07	1258.74	1593.32	2196.94	2614.12	2445.80	2916.43				
		60"(1524mm)	TCRA-3060-	S T 4	1185.94	1551.21	1304.29	1669.56	2331.51	2788.58	2605.10	3121.57				
		66"(1676mm)	TCRA-3066-	S T 4	1228.64	1626.06	1350.09	1747.51	2466.82	2965.69	2765.31	3329.81				
		72"(1829mm)	TCRA-3072-	S T 4	1271.57	1702.61	1396.12	1827.16	2602.88	3145.45	2926.42	3541.16				
36"(914mm)	60"(1524mm)	60"(1524mm)	TCRA-3660-	S T 4	\$1264.10	\$1649.77	\$1388.65	\$ 1774.32	\$ 2579.93	\$3063.52	\$2898.40	\$3445.35				
		66"(1676mm)	TCRA-3666-	S T 4	1314.40	1732.95	1442.67	1861.22	2739.43	3265.77	3087.13	3683.21				
		72"(1829mm)	TCRA-3672-	S T 4	1364.93	1817.84	1496.92	1949.83	2899.66	3470.66	3276.77	3924.18				
36"(914mm)	24"(610mm)	36"(914mm)	TCRA-2436-	S TG6	\$ 1119.51	\$1353.41	\$ 1221.74	\$ 1455.64	\$ 1795.68	\$ 2081.96	\$ 1943.83	\$ 2264.00				
		42"(1067mm)	TCRA-2442-	S TG6	1153.64	1413.07	1258.35	1517.78	1903.84	2223.32	2071.88	2430.22				
		48"(1219mm)	TCRA-2448-	S TG6	1188.01	1474.45	1295.20	1581.64	2012.74	2367.34	2200.84	2599.54				
		54"(1372mm)	TCRA-2454-	S TG6	1222.62	1537.54	1332.29	1647.21	2122.39	2514.01	2330.71	2771.96				
		60"(1524mm)	TCRA-2460-	S TG6	1257.47	1602.34	1369.62	1714.49	2232.78	2663.33	2461.49	2947.48				
		66"(1676mm)	TCRA-2466-	S TG6	1292.56	1668.85	1407.19	1783.48	2343.91	2815.30	2593.17	3126.10				
		72"(1829mm)	TCRA-2472-	S TG6	1327.90	1737.07	1445.01	1854.18	2455.79	2969.93	2725.77	3307.83				
		30"(762mm)	36"(914mm)	36"(914mm)	TCRA-3036-	S TG6	\$ 1167.27	\$ 1418.62	\$ 1273.22	\$ 1524.57	\$ 1947.37	\$ 2256.36	\$ 2123.03	\$ 2469.30		
				42"(1067mm)	TCRA-3042-	S TG6	1209.00	1486.63	1318.05	1595.68	2079.72	2422.86	2279.61	2665.14		
				48"(1219mm)	TCRA-3048-	S TG6	1250.97	1556.34	1363.12	1668.49	2212.80	2592.01	2437.10	2864.08		
54"(1372mm)	TCRA-3054-			S TG6	1293.18	1627.76	1408.43	1743.01	2346.63	2763.81	2595.49	3066.12				
60"(1524mm)	TCRA-3060-			S TG6	1335.63	1700.90	1453.98	1819.25	2481.20	2938.27	2754.79	3271.26				
66"(1676mm)	TCRA-3066-			S TG6	1378.33	1775.75	1499.78	1897.20	2616.51	3115.38	2915.00	3479.50				
72"(1829mm)	TCRA-3072-			S TG6	1421.26	1852.30	1545.81	1976.85	2752.57	3295.14	3076.11	3690.85				
36"(914mm)	66"(1676mm)	66"(1676mm)	TCRA-3666-	S TG6	\$1464.09	\$1882.64	\$1592.36	\$ 2010.91	\$ 2889.12	\$ 3415.46	\$ 3236.82	\$ 3832.90				
		72"(1829mm)	TCRA-3672-	S TG6	1514.62	1967.53	1646.61	2099.52	3049.35	3620.35	3426.46	4073.87				
42"(1067mm)	24"(610mm)	36"(914mm)	TCRA-2436-	S TG7	\$1254.22	\$1488.12	\$1356.45	\$ 1590.35	\$ 1930.39	\$ 2216.67	\$ 2078.54	\$ 2398.71				
		42"(1067mm)	TCRA-2442-	S TG7	1288.35	1547.78	1393.06	1652.49	2038.55	2358.03	2206.59	2564.93				
		48"(1219mm)	TCRA-2448-	S TG7	1322.72	1609.16	1429.91	1716.35	2147.45	2502.05	2335.55	2734.25				
		54"(1372mm)	TCRA-2454-	S TG7	1357.33	1672.25	1467.00	1781.92	2257.10	2648.72	2465.42	2906.67				
		60"(1524mm)	TCRA-2460-	S TG7	1392.18	1737.05	1504.33	1849.20	2367.49	2798.04	2596.20	3082.19				
		66"(1676mm)	TCRA-2466-	S TG7	1427.27	1803.56	1541.90	1918.19	2478.62	2950.01	2727.88	3260.81				
		72"(1829mm)	TCRA-2472-	S TG7	1462.61	1871.78	1579.72	1988.89	2590.50	3104.64	2860.48	3442.54				
30"(762mm)	36"(914mm)	36"(914mm)	TCRA-3036-	S TG7	\$ 1301.98	\$1553.33	\$1407.93	\$ 1659.28	\$ 2082.08	\$ 2391.07	\$ 2257.74	\$ 2604.01				
		42"(1067mm)	TCRA-3042-	S TG7	1343.71	1621.34	1452.76	1730.39	2214.43	2557.57	2414.32	2799.85				
		48"(1219mm)	TCRA-3048-	S TG7	1385.68	1691.05	1497.83	1803.20	2347.51	2726.72	2571.81	2998.79				
		54"(1372mm)	TCRA-3054-	S TG7	1427.89	1762.47	1543.14	1877.72	2481.34	2898.52	2730.20	3200.83				
		60"(1524mm)	TCRA-3060-	S TG7	1470.34	1835.61	1588.69	1953.96	2615.91	3072.98	2889.50	3405.97				
		66"(1676mm)	TCRA-3066-	S TG7	1513.04	1910.46	1634.49	2031.91	2751.22	3250.09	3049.71	3614.21				
		72"(1829mm)	TCRA-3072-	S TG7	1555.97	1987.01	1680.52	2111.56	2887.28	3429.85	3210.82	3825.56				
36"(914mm)	66"(1676mm)	66"(1676mm)	TCRA-3666-	S TG7	\$1598.80	\$2017.35	\$ 1727.07	\$ 2145.62	\$ 3023.83	\$ 3550.17	\$ 3371.53	\$ 3967.61				
		72"(1829mm)	TCRA-3672-	S TG7	1649.33	2102.24	1781.32	2234.23	3184.06	3755.06	3561.17	4208.58				

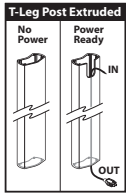
# Jive Table — T-Leg — Extruded Rectangle

Height	Depth	Width	Number	① ② ③ ④ ⑤	HPL		B		Wood		B		
					A	F	J	F	A	U	K	U	
Base — Power Ready — No Cutout													
29"(737mm)	18"(457mm)	48"(1219mm)	TCRA-1848-	S T 4	\$1003.85	\$ 1271.36	\$1106.08	\$ 1373.59	\$ 1691.49	\$ 2021.47	\$ 1843.39	\$ 2213.80	
		54"(1372mm)	TCRA-1854-	S T 4	1030.86	1326.12	1134.95	1430.21	1776.95	2143.01	1944.74	2356.60	
		60"(1524mm)	TCRA-1860-	S T 4	1058.11	1382.58	1164.06	1488.53	1863.16	2267.19	2046.99	2502.50	
		66"(1676mm)	TCRA-1866-	S T 4	1085.60	1440.76	1193.41	1548.57	1950.11	2394.03	2150.15	2651.50	
		72"(1829mm)	TCRA-1872-	S T 4	1113.34	1500.64	1223.01	1610.31	2037.81	2523.52	2254.22	2803.61	
24"(610mm)	36"(914mm)	36"(914mm)	TCRA-2436-	S T 4	\$ 998.31	\$ 1232.21	\$ 1100.54	\$ 1334.44	\$ 1674.48	\$ 1960.76	\$ 1822.63	\$ 2142.80	
		42"(1067mm)	TCRA-2442-	S T 4	1032.44	1291.87	1137.15	1396.58	1782.64	2102.12	1950.68	2309.02	
		48"(1219mm)	TCRA-2448-	S T 4	1066.81	1353.25	1174.00	1460.44	1891.54	2246.14	2079.64	2478.34	
		54"(1372mm)	TCRA-2454-	S T 4	1101.42	1416.34	1211.09	1526.01	2001.19	2392.81	2209.51	2650.76	
		60"(1524mm)	TCRA-2460-	S T 4	1136.27	1481.14	1248.42	1593.29	2111.58	2542.13	2340.29	2826.28	
		66"(1676mm)	TCRA-2466-	S T 4	1171.36	1547.65	1285.99	1662.28	2222.71	2694.10	2471.97	3004.90	
		72"(1829mm)	TCRA-2472-	S T 4	1206.70	1615.87	1323.81	1732.98	2334.59	2848.73	2604.57	3186.63	
30"(762mm)	36"(914mm)	36"(914mm)	TCRA-3036-	S T 4	\$1046.07	\$ 1297.42	\$ 1152.02	\$ 1403.37	\$ 1826.17	\$ 2135.16	\$ 2001.83	\$ 2348.10	
		42"(1067mm)	TCRA-3042-	S T 4	1087.80	1365.43	1196.85	1474.48	1958.52	2301.66	2158.41	2543.94	
		48"(1219mm)	TCRA-3048-	S T 4	1129.77	1435.14	1241.92	1547.29	2091.60	2470.81	2315.90	2742.88	
		54"(1372mm)	TCRA-3054-	S T 4	1171.98	1506.56	1287.23	1621.81	2225.43	2642.61	2474.29	2944.92	
		60"(1524mm)	TCRA-3060-	S T 4	1214.43	1579.70	1332.78	1698.05	2360.00	2817.07	2633.59	3150.06	
		66"(1676mm)	TCRA-3066-	S T 4	1257.13	1654.55	1378.58	1776.00	2495.31	2994.18	2793.80	3358.30	
		72"(1829mm)	TCRA-3072-	S T 4	1300.06	1731.10	1424.61	1855.65	2631.37	3173.94	2954.91	3569.65	
		36"(914mm)	60"(1524mm)	TCRA-3660-	S T 4	\$1292.59	\$ 1678.26	\$ 1417.14	\$ 1802.81	\$2608.42	\$3092.01	\$2926.89	\$3473.84
36"(914mm)	24"(610mm)	66"(1676mm)	TCRA-3666-	S T 4	1342.89	1761.44	1471.16	1889.71	2767.92	3294.26	3115.62	3711.70	
		72"(1829mm)	TCRA-3672-	S T 4	1393.42	1846.33	1525.41	1978.32	2928.15	3499.15	3305.26	3952.67	
		36"(914mm)	60"(1524mm)	TCRA-3660-	S TK6	\$ 1148.00	\$ 1381.90	\$1250.23	\$ 1484.13	\$ 1824.17	\$ 2110.45	\$ 1972.32	\$ 2292.49
42"(1067mm)	24"(610mm)	42"(1067mm)	TCRA-2442-	S TK6	1182.13	1441.56	1286.84	1546.27	1932.33	2251.81	2100.37	2458.71	
		48"(1219mm)	TCRA-2448-	S TK6	1216.50	1502.94	1323.69	1610.13	2041.23	2395.83	2229.33	2628.03	
		54"(1372mm)	TCRA-2454-	S TK6	1251.11	1566.03	1360.78	1675.70	2150.88	2542.50	2359.20	2800.45	
		60"(1524mm)	TCRA-2460-	S TK6	1285.96	1630.83	1398.11	1742.98	2261.27	2691.82	2489.98	2975.97	
		66"(1676mm)	TCRA-2466-	S TK6	1321.05	1697.34	1435.68	1811.97	2372.40	2843.79	2621.66	3154.59	
		72"(1829mm)	TCRA-2472-	S TK6	1356.39	1765.56	1473.50	1882.67	2484.28	2998.42	2754.26	3336.32	
		30"(762mm)	36"(914mm)	TCRA-3036-	S TK6	\$ 1195.76	\$ 1447.11	\$ 1301.71	\$ 1553.06	\$ 1975.86	\$ 2284.85	\$ 2151.52	\$ 2497.79
		42"(1067mm)	42"(1067mm)	TCRA-3042-	S TK6	1237.49	1515.12	1346.54	1624.17	2108.21	2451.35	2308.10	2693.63
		48"(1219mm)	48"(1219mm)	TCRA-3048-	S TK6	1279.46	1584.83	1391.61	1696.98	2241.29	2620.50	2465.59	2892.57
		54"(1372mm)	54"(1372mm)	TCRA-3054-	S TK6	1321.67	1656.25	1436.92	1771.50	2375.12	2792.30	2623.98	3094.61
		60"(1524mm)	60"(1524mm)	TCRA-3060-	S TK6	1364.12	1729.39	1482.47	1847.74	2509.69	2966.76	2783.28	3299.75
		66"(1676mm)	66"(1676mm)	TCRA-3066-	S TK6	1406.82	1804.24	1528.27	1925.69	2645.00	3143.87	2943.49	3507.99
72"(1829mm)	72"(1829mm)	TCRA-3072-	S TK6	1449.75	1880.79	1574.30	2005.34	2781.06	3323.63	3104.60	3719.34		
36"(914mm)	66"(1676mm)	TCRA-3666-	S TK6	\$1492.58	\$ 1911.13	\$1620.85	\$2039.40	\$ 2917.61	\$3443.95	\$3265.31	\$ 3861.39		
		72"(1829mm)	TCRA-3672-	S TK6	1543.11	1996.02	1675.10	2128.01	3077.84	3648.84	3454.95	4102.36	
42"(1067mm)	24"(610mm)	36"(914mm)	TCRA-2436-	S TK7	\$1282.71	\$ 1516.61	\$1384.94	\$ 1618.84	\$ 1958.88	\$ 2245.16	\$ 2107.03	\$ 2427.20	
		42"(1067mm)	TCRA-2442-	S TK7	1316.84	1576.27	1421.55	1680.98	2067.04	2386.52	2235.08	2593.42	
		48"(1219mm)	TCRA-2448-	S TK7	1351.21	1637.65	1458.40	1744.84	2175.94	2530.54	2364.04	2762.74	
		54"(1372mm)	TCRA-2454-	S TK7	1385.82	1700.74	1495.49	1810.41	2285.59	2677.21	2493.91	2935.16	
		60"(1524mm)	TCRA-2460-	S TK7	1420.67	1765.54	1532.82	1877.69	2395.98	2826.53	2624.69	3110.68	
		66"(1676mm)	TCRA-2466-	S TK7	1455.76	1832.05	1570.39	1946.68	2507.11	2978.50	2756.37	3289.30	
		72"(1829mm)	TCRA-2472-	S TK7	1491.10	1900.27	1608.21	2017.38	2618.99	3133.13	2888.97	3471.03	
		30"(762mm)	36"(914mm)	TCRA-3036-	S TK7	\$1330.47	\$ 1581.82	\$1436.42	\$ 1687.77	\$ 2110.57	\$ 2419.56	\$ 2286.23	\$ 2632.50
		42"(1067mm)	42"(1067mm)	TCRA-3042-	S TK7	1372.20	1649.83	1481.25	1758.88	2242.92	2586.06	2442.81	2828.34
		48"(1219mm)	48"(1219mm)	TCRA-3048-	S TK7	1414.17	1719.54	1526.32	1831.69	2376.00	2755.21	2600.30	3027.28
		54"(1372mm)	54"(1372mm)	TCRA-3054-	S TK7	1456.38	1790.96	1571.63	1906.21	2509.83	2927.01	2758.69	3229.32
		60"(1524mm)	60"(1524mm)	TCRA-3060-	S TK7	1498.83	1864.10	1617.18	1982.45	2644.40	3101.47	2917.99	3434.46
66"(1676mm)	66"(1676mm)	TCRA-3066-	S TK7	1541.53	1938.95	1662.98	2060.40	2779.71	3278.58	3078.20	3642.70		
72"(1829mm)	72"(1829mm)	TCRA-3072-	S TK7	1584.46	2015.50	1709.01	2140.05	2915.77	3458.34	3239.31	3854.05		
36"(914mm)	66"(1676mm)	TCRA-3666-	S TK7	\$ 1627.29	\$2045.84	\$ 1755.56	\$ 2174.11	\$3052.32	\$ 3578.66	\$3400.02	\$3996.10		
		72"(1829mm)	TCRA-3672-	S TK7	1677.82	2130.73	1809.81	2262.72	3212.55	3783.55	3589.66	4237.07	

# Jive Table — T-Leg — Extended Pebble



TCRP-SNT  
Class JV



### Features

- Includes 1.18" (30mm) thick top, two T-Leg bases with extruded columns, and hardware.
- Standard table height is 29" (737mm).
- High-Pressure Laminate (HPL) top with knife edge or 3mm edgeband edges or wood veneer top with 3mm wood edgeband or knife edge.
- Casters:
  - Two locking and two non-locking casters.
  - Standard in black.
- Glides:
  - 0.625" (16mm) adjustment.
  - Standard in black.
- Casters and glides are not interchangeable.
- Depth and width shown in nominal dimensions.
- Ships unassembled.

### Specification Tips

- **Specifying a cutout does not automatically include a Power Ready base.**
- Factory installed cutout is available for:
  - Specify the (F) option for a Center, Single-Sided/4 outlet Flip Top Unit
  - Specify the (J) option for a Center, Single-Sided/6 outlet Flip Top Unit
- Power Ready Base:
  - Allows for cord management through one of the Extruded T-Leg. Powered leg location determined during installation.
  - Casters and Glides:
    - Specify the (J) option for Casters on the Power Ready base
    - Specify the (K) option for Glides on the Power Ready base
- **Flip Top Unit circuit breaker plug will not fit in the Power Ready Base opening.**
- **Power cord length determines the distance to building power source.**
- Separately specified:
  - Horizontal and Vertical Wire Management
  - Power and Data Components
  - Accessories
- Refer to Specification Guide:
- Accessory placement and compatibility.
- Seating capacities and leg locations.
- Information on electrical components compatible with factory cut opening.
- Power Ready base cable capacity.
- Application may require approval of local authority having jurisdiction (AHJ); ensure compliance before placing orders and installation.

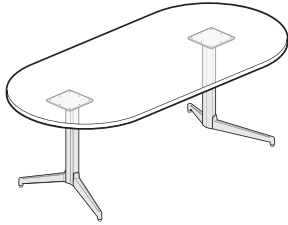
### To Order, Specify:

- 1) Product number, including:
  - 1 **Surface Option:**
    - L Laminate
    - W Wood
  - 2 **Edge Option:**
    - Laminate:
      - J Edgeband
      - F Knife
    - Wood:
      - K Edgeband
      - U Knife
  - 3 **Cutout:**
    - N No Cutout
    - F Center, Single-Sided/4 outlets (add **\$48.13** list)
    - J Center, Single-Sided/6 outlets (add **\$48.13** list)
  - 4 **Base and Wire Management Option:**
    - Base - No Power:
      - C Casters (add **\$23.44** list) (29" (737mm) Height Only)
      - G Glides
    - Base - Power Ready:
      - J Casters (add **\$23.44** list) (29" (737mm) Height Only)
      - K Glides
  - 5 **Base Finish Option:**
    - A Painted
    - B Polished (add **\$66.68** list)
- 2) Laminate surface color or wood finish color.
- 3) Edgeband trim color (laminate only).
- 4) Base trim color.

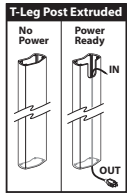
**Note:** **\$66.18** upcharge list for Metallic trim colors.

Height	Depth	Width	Number	①	②	③	④	⑤	HPL		Wood		B	U		
									A	F	A	K				
<b>Base — No Power — No Cutout</b>																
29" (737mm)	30" (762mm)	48" (1219mm)	TCRP-3048-	S	T	4			\$ 1101.28	\$ 1406.65	\$ 1213.43	\$ 1518.80	\$ 2063.11	\$ 2442.32	\$ 2287.41	\$ 2714.39
		60" (1524mm)	TCRP-3060-	S	T	4			1185.94	1551.21	1304.29	1669.56	2331.51	2788.58	2605.10	3121.57
		72" (1829mm)	TCRP-3072-	S	T	4			1271.57	1702.61	1396.12	1827.16	2602.88	3145.45	2926.42	3541.16
	36" (914mm)	60" (1524mm)	TCRP-3660-	S	T	4			\$ 1264.10	\$ 1649.77	\$ 1388.65	\$ 1774.32	\$ 2579.93	\$ 3063.52	\$ 2898.40	\$ 3445.35
		72" (1829mm)	TCRP-3672-	S	T	4			1364.93	1817.84	1496.92	1949.83	2899.66	3470.66	3276.77	3924.18
<b>Base — Power Ready — No Cutout</b>																
29" (737mm)	30" (762mm)	48" (1219mm)	TCRP-3048-	S	T	4			\$ 1129.77	\$ 1435.14	\$ 1241.92	\$ 1547.29	\$ 2091.60	\$ 2470.81	\$ 2315.90	\$ 2742.88
		60" (1524mm)	TCRP-3060-	S	T	4			1214.43	1579.70	1332.78	1698.05	2360.00	2817.07	2633.59	3150.06
		72" (1829mm)	TCRP-3072-	S	T	4			1300.06	1731.10	1424.61	1855.65	2631.37	3173.94	2954.91	3569.65
	36" (914mm)	60" (1524mm)	TCRP-3660-	S	T	4			\$ 1292.59	\$ 1678.26	\$ 1417.14	\$ 1802.81	\$ 2608.42	\$ 3092.01	\$ 2926.89	\$ 3473.84
		72" (1829mm)	TCRP-3672-	S	T	4			1393.42	1846.33	1525.41	1978.32	2928.15	3499.15	3305.26	3952.67

# Jive Table — T-Leg — Extruded Racetrack



TCRT-SNT  
Class JV



### Features

- Includes 1.18”(30mm) thick top, two T-Leg bases with extruded columns, and hardware.
- Standard table height is 29”(737mm).
- High-Pressure Laminate (HPL) top with knife edge or 3mm edgeband edges or wood veneer top with 3mm wood edgeband or knife edge.
- Casters:
  - Two locking and two non-locking casters.
  - Standard in black.
- Glides:
  - 0.625”(16mm) adjustment.
  - Standard in black.
- Casters and glides are not interchangeable.
- Depth and width shown in nominal dimensions.
- Ships unassembled.

### Specification Tips

- **Specifying a cutout does not automatically include a Power Ready base.**
- Factory installed cutout is available for:
  - Specify the (F) option for a Center, Single-Sided/4 outlet Flip Top Unit
  - Specify the (J) option for a Center, Single-Sided/6 outlet Flip Top Unit
- Power Ready Base:
  - Allows for cord management through one of the Extruded T-Leg. Powered leg location determined during installation.
  - Casters and Glides:
    - Specify the (J) option for Casters on the Power Ready base
    - Specify the (K) option for Glides on the Power Ready base
  - Flip Top Unit circuit breaker plug will not fit in the Power Ready Base opening.**
- **Power cord length determines the distance to building power source.**
- Separately specified:
  - Horizontal and Vertical Wire Management
  - Power and Data Components
  - Accessories
- Refer to Specification Guide:
  - Accessory placement and compatibility.
  - Seating capacities and leg locations.
  - Information on electrical components compatible with factory cut opening.
  - Power Ready base cable capacity.
- Application may require approval of local authority having jurisdiction (AHJ); ensure compliance before placing orders and installation.

### To Order, Specify:

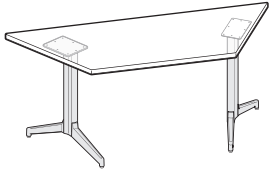
- 1) Product number, including:
  - 1 **Surface Option:**
    - L** Laminate
    - W** Wood
  - 2 **Edge Option:**
    - Laminate:
      - J** Edgeband
      - F** Knife
    - Wood:
      - K** Edgeband
      - U** Knife
  - 3 **Cutout:**
    - N** No Cutout
    - F** Center, Single-Sided/4 outlets (add **\$48.13** list)
    - J** Center, Single-Sided/6 outlets (add **\$48.13** list)
  - 4 **Base and Wire Management Option:**
    - Base - No Power:
      - C** Casters (add **\$23.44** list) (29”(737mm) Height Only)
      - G** Glides
    - Base - Power Ready:
      - J** Casters (add **\$23.44** list) (29”(737mm) Height Only)
      - K** Glides
  - 5 **Base Finish Option:**
    - A** Painted
    - B** Polished (add **\$66.68** list)
- 2) Laminate surface color or wood finish color.
- 3) Edgeband trim color (laminate only).
- 4) Base trim color.

**Note:** **\$66.18** upcharge list for Metallic trim colors.

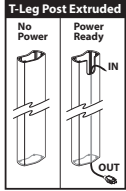
Height	Depth	Width	Number	1	2	3	4	5	HPL		Wood		K	U	K	U					
									A	F	A	B									
<b>Base — No Power — No Cutout</b>																					
29”(737mm)	30”(762mm)	48”(1219mm)	TCRT-3048-	S	T	4	\$	1101.28	\$1406.65	\$	1213.43	\$	1518.80	\$2063.11	\$	2242.32	\$	2287.41	\$	2714.39	
		60”(1524mm)	TCRT-3060-	S	T	4		1185.94	1551.21		1304.29		1669.56	2331.51		2788.58		2605.10		3121.57	
		72”(1829mm)	TCRT-3072-	S	T	4		1271.57	1702.61		1396.12		1827.16	2602.88		3145.45		2926.42		3541.16	
	36”(914mm)	60”(1524mm)	TCRT-3660-	S	T	4	\$	1264.10	\$1649.77	\$	1388.65	\$	1774.32	\$	2579.93	\$	3063.52	\$	2898.40	\$	3445.35
		72”(1829mm)	TCRT-3672-	S	T	4		1364.93	1817.84		1496.92		1949.83	2899.66		3470.66		3276.77		3924.18	
<b>Base — Power Ready — No Cutout</b>																					
29”(737mm)	30”(762mm)	48”(1219mm)	TCRT-3048-	S	T	4	\$	1129.77	\$1435.14	\$	1241.92	\$	1547.29	\$	2091.60	\$	2470.81	\$	2315.90	\$	2742.88
		60”(1524mm)	TCRT-3060-	S	T	4		1214.43	1579.70		1332.78		1698.05	2360.00		2817.07		2633.59		3150.06	
		72”(1829mm)	TCRT-3072-	S	T	4		1300.06	1731.10		1424.61		1855.65	2631.37		3173.94		2954.91		3569.65	
	36”(914mm)	60”(1524mm)	TCRT-3660-	S	T	4	\$	1292.59	\$1678.26	\$	1417.14	\$	1802.81	\$	2608.42	\$	3092.01	\$	2926.89	\$	3473.84
		72”(1829mm)	TCRT-3672-	S	T	4		1393.42	1846.33		1525.41		1978.32	2928.15		3499.15		3305.26		3952.67	



# Jive Table — T-Leg — Extruded Trapezoid



TCTP-SNT  
Class JV



## Features

- Includes 1.18" (30mm) thick top, two T-Leg bases with extruded columns, and hardware.
- Standard table height is 29" (737mm).
- High-Pressure Laminate (HPL) top with knife edge or 3mm edgeband edges or wood veneer top with 3mm wood edgeband or knife edge.
- Casters:
  - Two locking and two non-locking casters.
  - Standard in black.
- Glides:
  - 0.625" (16mm) adjustment.
  - Standard in black.
- Casters and glides are not interchangeable.
- Depth and width shown in nominal dimensions.
- Ships unassembled.

## Specification Tips

- Edge choice allows a flat seam between tables.
- **Specifying a cutout does not automatically include a Power Ready base.**
- Factory installed cutout is available for:
  - Specify the (F) option for a Center, Single-Sided/4 outlet Flip Top Unit
  - Specify the (J) option for a Center, Single-Sided/6 outlet Flip Top Unit
- Power Ready Base:
  - Allows for cord management through one of the Extruded T-Legs.
  - Powered leg location determined during installation.
  - Casters and Glides:
    - Specify the (J) option for Casters on the Power Ready base
    - Specify the (K) option for Glides on the Power Ready base
  - Flip Top Unit circuit breaker plug will not fit in the Power Ready Base opening.**
- **Power cord length determines the distance to building power source.**
- Separately specified:
  - Ganging Mechanism - Recommended for use with power between tables.
  - Horizontal and Vertical Wire Management
  - Power and Data Components
  - Accessories
- Refer to Specification Guide:
  - Accessory placement and compatibility.
  - Seating capacities and leg locations.
  - Information on electrical components compatible with factory cut opening.
  - Power Ready base cable capacity.
- Application may require approval of local authority having jurisdiction (AHJ); ensure compliance before placing orders and installation.
- Refer to Specification Guide for accessory placement and compatibility.

## To Order, Specify:

1) Product number, including:

### 1 Surface Option:

- L** Laminate
- W** Wood

### 2 Edge Option:

- Laminate:
- J** Edgeband
  - F** Knife

Wood:

- K** Edgeband
- U** Knife

### 3 Cutout:

- N** No Cutout
- F** Center, Single-Sided/4 outlets (add **\$48.13** list)
- J** Center, Single-Sided/6 outlets (add **\$48.13** list)

### 4 Base and Wire Management Option:

Base - No Power:

- C** Casters (add **\$23.44** list) (29" (737mm) Height Only)
- G** Glides

Base - Power Ready:

- J** Casters (add **\$23.44** list) (29" (737mm) Height Only)
- K** Glides

### 5 Base Finish Option:

- A** Painted
- B** Polished (add **\$66.68** list)

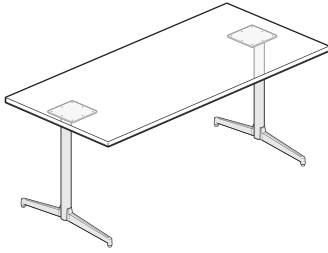
- 2) Laminate surface color or wood finish color.
- 3) Edgeband trim color (laminated only).
- 4) Base trim color.

**Note:** **\$66.18** upcharge list for Metallic trim colors.

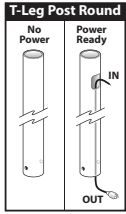
# Jive Table — T-Leg — Extruded Trapezoid

Height	Depth	Width	Number	①	②	③	④	⑤	HPL		B		Wood		B		U	
									A	F	J	F	A	U	K	U	K	U
Base — No Power — No Cutout																		
29"(737mm)	24"(610mm)	48"(1219mm)	TCTP-2448-	■	S	T	4	■	\$1038.34	\$1324.78	\$1043.30	\$1329.74	\$1246.48	\$1601.08	\$1305.95	\$1704.65		
		54"(1372mm)	TCTP-2454-	■	S	T	4	■	1072.95	1387.87	1080.39	1395.31	1356.13	1747.75	1435.82	1877.07		
		60"(1524mm)	TCTP-2460-	■	S	T	4	■	1107.80	1452.67	1117.72	1462.59	1466.52	1897.07	1566.60	2052.59		
		66"(1676mm)	TCTP-2466-	■	S	T	4	■	1142.89	1519.18	1155.29	1531.58	1577.65	2049.04	1698.28	2231.21		
		72"(1829mm)	TCTP-2472-	■	S	T	4	■	1178.23	1587.40	1193.11	1602.28	1689.53	2203.67	1830.88	2412.94		
30"(762mm)	60"(1524mm)	TCTP-3060-	■	S	T	4	■	\$1185.96	\$1551.23	\$1202.08	\$1567.35	\$1714.94	\$2172.01	\$1859.90	\$2376.37			
		TCTP-3066-	■	S	T	4	■	1228.66	1626.08	1247.88	1645.30	1850.25	2349.12	2020.11	2584.61			
		TCTP-3072-	■	S	T	4	■	1271.59	1702.63	1293.91	1724.95	1986.31	2528.88	2181.22	2795.96			
36"(914mm)	84"(2134mm)	TCTP-3684-	■	S	T	4	■	\$1466.76	\$1992.78	\$1503.96	\$2029.98	\$2605.80	\$3271.85	\$2913.57	\$3670.22			
Base — Power Ready — No Cutout																		
29"(737mm)	24"(610mm)	48"(1219mm)	TCTP-2448-	■	S	T	4	■	\$1066.83	\$1353.27	\$1071.79	\$1358.23	\$1274.97	\$1629.57	\$1334.44	\$1733.14		
		54"(1372mm)	TCTP-2454-	■	S	T	4	■	1101.44	1416.36	1108.88	1423.80	1384.62	1776.24	1464.31	1905.56		
		60"(1524mm)	TCTP-2460-	■	S	T	4	■	1136.29	1481.16	1146.21	1491.08	1495.01	1925.56	1595.09	2081.08		
		66"(1676mm)	TCTP-2466-	■	S	T	4	■	1171.38	1547.67	1183.78	1560.07	1606.14	2077.53	1726.77	2259.70		
		72"(1829mm)	TCTP-2472-	■	S	T	4	■	1206.72	1615.89	1221.60	1630.77	1718.02	2232.16	1859.37	2441.43		
30"(762mm)	60"(1524mm)	TCTP-3060-	■	S	T	4	■	\$1214.45	\$1579.72	\$1230.57	\$1595.84	\$1743.43	\$2200.50	\$1888.39	\$2404.86			
		TCTP-3066-	■	S	T	4	■	1257.15	1654.57	1276.37	1673.79	1878.74	2377.61	2048.60	2613.10			
		TCTP-3072-	■	S	T	4	■	1300.08	1731.12	1322.40	1753.44	2014.80	2557.37	2209.71	2824.45			
36"(914mm)	84"(2134mm)	TCTP-3684-	■	S	T	4	■	\$1495.25	\$2021.27	\$1532.45	\$2058.47	\$2634.29	\$3300.34	\$2942.06	\$3698.71			

# Jive Table — T-Leg — Round Rectangle



TORA-SNF  
Class JV



## Features

- Includes 1.18" (30mm) thick top, two T-Leg bases with round columns, and hardware.
- Standard table heights are 29" (737mm), 36" (914mm) and 42" (1067mm).
- High-Pressure Laminate (HPL) top with knife edge or 3mm edgeband edges or wood veneer top with 3mm wood edgeband or knife edge.
- Optional Belong Hatch cutout:
  - Laminate tops only with one cutout.
  - Available on 30"D and 36"D worksurfaces:
    - 30"D - Widths 54" (1372mm), 60" (1524mm), 66" (1676mm) and 72" (1829mm). All heights.
    - 36"D - Widths 66" (1676mm) and 72" (1829mm). All heights.
    - 36"D with 60" (1524mm) only available on 29" (737mm)H table.
  - Requires separately specified Belong Hatch.
  - Refer to Specification Guide for cutout details.
- Casters:
  - Two locking and two non-locking casters.
  - Standard in black.
- Glides:
  - 0.625" (16mm) adjustment.
  - Standard in black.
- Casters and glides are not interchangeable.
- Depth and width shown in nominal dimensions.
- Ships unassembled.

## Specification Tips

- No casters on 36" (914mm) or 42" (1067mm) height tables.
- Edge choice allows a flat seam between tables.
- **Specifying a cutout does not automatically include a Power Ready base.**
- Factory installed cutout is available for:
  - Specify the (F) option for a Center, Single-Sided/4 outlet Flip Top Unit
  - Specify the (J) option for a Center, Single-Sided/6 outlet Flip Top Unit
  - Specify the (H) option for Belong Hatch
- Power Ready Base:
  - Allows for cord management through one of the Round T-Legs. Powered leg location determined during installation.
  - Casters and Glides:
    - Specify the (J) option for Casters on the Power Ready base (only available on 29" (737mm)H tables)
    - Specify the (K) option for Glides on the Power Ready base (available on 29" (737mm), 36" (914mm) and 42" (1067mm)H tables)
  - Flip Top Unit circuit breaker plug will not fit in the Power Ready Base opening.**
- **Power cord length determines the distance to building power source.**
- Separately specified:
  - Ganging Mechanism - Recommended for use with power between tables.
  - Horizontal and Vertical Wire Management
  - Power and Data Components
  - Accessories
- Refer to Specification Guide:
  - Accessory placement and compatibility.
  - Seating capacities and leg locations.
  - Information on electrical components compatible with factory cut opening.
  - Power Ready base cable capacity.
- Application may require approval of local authority having jurisdiction (AHJ); ensure compliance before placing orders and installation.

## To Order, Specify:

1) Product number, including:

### 1 Surface Option:

- L** Laminate
- W** Wood

### 2 Edge Option:

- Laminate:
- J** Edgeband
  - F** Knife

- Wood:
- K** Edgeband
  - U** Knife

### 3 Cutout:

- N** No Cutout
- F** Center, Single-Sided/4 outlets (add **\$48.13** list)
- J** Center, Single-Sided/6 outlets (add **\$48.13** list)
- H** Belong Hatch

### 4 Base and Wire Management Option:

- Base - No Power:
- C** Casters (add **\$23.44** list) (29" (737mm) Height Only)
  - G** Glides

- Base - Power Ready:
- J** Casters (add **\$23.44** list) (29" (737mm) Height Only)
  - K** Glides

### 5 Base Finish Option:

- A** Painted
- B** Polished (add **\$66.68** list)

- 2) Laminate surface color or wood finish color.
- 3) Edgeband trim color (laminate only).
- 4) Base trim color.

**Note:** **\$66.18** upcharge list for Metallic trim colors.

# Jive Table — T-Leg — Round Rectangle

Height	Depth	Width	Distributed Load Capacity	Number	① ② ③ ④ ⑤	HPL		Wood		K	U	K	U	
						A J	F	B J	F					A K
<b>Base — No Power — No Cutout</b>														
29"(737mm)	18"(457mm)	48"(1219mm)	158	TCRA-1848-	S F 4	\$ 777.54	\$1045.05	\$ 879.77	\$ 1147.28	\$ 1465.18	\$ 1795.16	\$ 1617.08	\$ 1987.49	
		54"(1372mm)	173	TCRA-1854-	S F 4	804.55	1099.81	908.64	1203.90	1550.64	1916.70	1718.43	2130.29	
		60"(1524mm)	187	TCRA-1860-	S F 4	831.80	1156.27	937.75	1262.22	1636.85	2040.88	1820.68	2276.19	
		66"(1676mm)	202	TCRA-1866-	S F 4	859.29	1214.45	967.10	1322.26	1723.80	2167.72	1923.84	2425.19	
		72"(1829mm)	216	TCRA-1872-	S F 4	887.03	1274.33	996.70	1384.00	1811.50	2297.21	2027.91	2577.30	
24"(610mm)	36"(914mm)	42"(1067mm)	144	TCRA-2436-	S F 4	\$ 772.00	\$1005.90	\$ 874.23	\$ 1108.13	\$ 1448.17	\$ 1734.45	\$ 1596.32	\$ 1916.49	
		48"(1219mm)	158	TCRA-2442-	S F 4	806.13	1065.56	910.84	1170.27	1556.33	1875.81	1724.37	2082.71	
		54"(1372mm)	173	TCRA-2448-	S F 4	840.50	1126.94	947.69	1234.13	1665.23	2019.83	1853.33	2252.03	
		60"(1524mm)	187	TCRA-2454-	S F 4	875.11	1190.03	984.78	1299.70	1774.88	2166.50	1983.20	2424.45	
		66"(1676mm)	202	TCRA-2460-	S F 4	909.96	1254.83	1022.11	1366.98	1885.27	2315.82	2113.98	2599.97	
		72"(1829mm)	216	TCRA-2466-	S F 4	945.05	1321.34	1059.68	1435.97	1996.40	2467.79	2245.66	2778.59	
		72"(1829mm)	230	TCRA-2472-	S F 4	980.39	1389.56	1097.50	1506.67	2108.28	2622.42	2378.26	2960.32	
30"(762mm)	36"(914mm)	42"(1067mm)	158	TCRA-3036-	S F 4	\$ 819.76	\$ 1071.11	\$ 925.71	\$ 1177.06	\$ 1599.86	\$ 1908.85	\$ 1775.52	\$ 2121.79	
		48"(1219mm)	173	TCRA-3042-	S F 4	861.49	1139.12	970.54	1248.17	1732.21	2075.35	1932.10	2317.63	
		54"(1372mm)	187	TCRA-3048-	S F 4	903.46	1208.83	1015.61	1320.98	1865.29	2244.50	2089.59	2516.57	
		60"(1524mm)	202	TCRA-3054-	S F 4	945.67	1280.25	1060.92	1395.50	1999.12	2416.30	2247.98	2718.61	
		66"(1676mm)	216	TCRA-3060-	S F 4	988.12	1353.39	1106.47	1471.74	2133.69	2590.76	2407.28	2923.75	
		72"(1829mm)	230	TCRA-3066-	S F 4	1030.82	1428.24	1152.27	1549.69	2269.00	2767.87	2567.49	3131.99	
		72"(1829mm)	245	TCRA-3072-	S F 4	1073.75	1504.79	1198.30	1629.34	2405.06	2947.63	2728.60	3343.34	
		72"(1829mm)	230	TCRA-3660-	S F 4	\$1066.28	\$ 1451.95	\$ 1190.83	\$ 1576.50	\$ 2382.11	\$ 2865.70	\$ 2700.58	\$ 3247.53	
		72"(1829mm)	245	TCRA-3666-	S F 4	1116.58	1535.13	1244.85	1663.40	2541.61	3067.95	2889.31	3485.39	
		72"(1829mm)	259	TCRA-3672-	S F 4	1167.11	1620.02	1299.10	1752.01	2701.84	3272.84	3078.95	3726.36	
36"(914mm)	24"(610mm)	36"(914mm)	144	TCRA-2436-	S FG6	\$ 921.66	\$ 1155.56	\$ 1023.89	\$ 1257.79	\$ 1597.83	\$ 1884.11	\$ 1745.98	\$ 2066.15	
		42"(1067mm)	158	TCRA-2442-	S FG6	955.79	1215.22	1060.50	1319.93	1705.99	2025.47	1874.03	2232.37	
		48"(1219mm)	173	TCRA-2448-	S FG6	990.16	1276.60	1097.35	1383.79	1814.89	2169.49	2002.99	2401.69	
		54"(1372mm)	187	TCRA-2454-	S FG6	1024.77	1339.69	1134.44	1449.36	1924.54	2316.16	2132.86	2574.11	
		60"(1524mm)	202	TCRA-2460-	S FG6	1059.62	1404.49	1171.77	1516.64	2034.93	2465.48	2263.64	2749.63	
		66"(1676mm)	216	TCRA-2466-	S FG6	1094.71	1471.00	1209.34	1585.63	2146.06	2617.45	2395.32	2928.25	
		72"(1829mm)	230	TCRA-2472-	S FG6	1130.05	1539.22	1247.16	1666.33	2257.94	2772.08	2527.92	3109.98	
		72"(1829mm)	158	TCRA-3036-	S FG6	\$ 969.42	\$ 1220.77	\$ 1075.37	\$ 1326.72	\$ 1749.52	\$ 2058.51	\$ 1925.18	\$ 2271.45	
		72"(1829mm)	173	TCRA-3042-	S FG6	1011.15	1288.78	1120.20	1397.83	1881.87	2225.01	2081.76	2467.29	
	30"(762mm)	36"(914mm)	42"(1067mm)	173	TCRA-3042-	S FG6	1053.12	1358.49	1165.27	1470.64	2014.95	2394.16	2239.25	2666.23
			48"(1219mm)	187	TCRA-3048-	S FG6	1095.33	1429.91	1210.58	1545.16	2148.78	2565.96	2397.64	2868.27
			54"(1372mm)	202	TCRA-3054-	S FG6	1137.78	1503.05	1256.13	1621.40	2283.35	2740.42	2556.94	3073.41
			60"(1524mm)	216	TCRA-3060-	S FG6	1180.48	1577.90	1301.93	1699.35	2418.66	2917.53	2717.15	3281.65
			66"(1676mm)	230	TCRA-3066-	S FG6	1223.41	1654.45	1347.96	1779.00	2554.72	3097.29	2878.26	3493.00
			72"(1829mm)	245	TCRA-3072-	S FG6	\$ 1266.24	\$ 1684.79	\$ 1394.51	\$ 1813.06	\$ 2691.27	\$ 3217.61	\$ 3038.97	\$ 3635.05
			72"(1829mm)	259	TCRA-3672-	S FG6	1316.77	1769.68	1448.76	1901.67	2851.50	3422.50	3228.61	3876.02
			72"(1829mm)	144	TCRA-2436-	S FG7	\$ 996.47	\$ 1230.37	\$ 1098.70	\$ 1332.60	\$ 1672.64	\$ 1958.92	\$ 1820.79	\$ 2140.96
			72"(1829mm)	158	TCRA-2442-	S FG7	1030.60	1290.03	1135.31	1394.74	1780.80	2100.28	1948.84	2307.18
			72"(1829mm)	173	TCRA-2448-	S FG7	1064.97	1351.41	1172.16	1458.60	1889.70	2244.30	2077.80	2476.50
42"(1067mm)	24"(610mm)	48"(1219mm)	173	TCRA-2448-	S FG7	1099.58	1414.50	1209.25	1524.17	1999.35	2390.97	2207.67	2648.92	
		54"(1372mm)	187	TCRA-2454-	S FG7	1134.43	1479.30	1246.58	1591.45	2109.74	2540.29	2338.45	2824.44	
		60"(1524mm)	202	TCRA-2460-	S FG7	1169.52	1545.81	1284.15	1660.44	2220.87	2692.26	2470.13	3003.06	
		66"(1676mm)	216	TCRA-2466-	S FG7	1204.86	1614.03	1321.97	1731.14	2332.75	2846.89	2602.73	3184.79	
		72"(1829mm)	230	TCRA-2472-	S FG7	\$ 1044.23	\$ 1295.58	\$ 1150.18	\$ 1401.53	\$ 1824.33	\$ 2133.32	\$ 1999.99	\$ 2346.26	
		72"(1829mm)	173	TCRA-3042-	S FG7	1085.96	1363.59	1195.01	1472.64	1956.68	2299.82	2156.57	2542.10	
		72"(1829mm)	187	TCRA-3048-	S FG7	1127.93	1433.30	1240.08	1545.45	2089.76	2468.97	2314.06	2741.04	
		72"(1829mm)	202	TCRA-3054-	S FG7	1170.14	1504.72	1285.39	1619.97	2223.59	2640.77	2472.45	2943.08	
		72"(1829mm)	216	TCRA-3060-	S FG7	1212.59	1577.86	1330.94	1696.21	2358.16	2815.23	2631.75	3148.22	
		72"(1829mm)	230	TCRA-3066-	S FG7	1255.29	1652.71	1376.74	1774.16	2493.47	2992.34	2791.96	3356.46	
		72"(1829mm)	245	TCRA-3072-	S FG7	1298.22	1729.26	1422.77	1853.81	2629.53	3172.10	2953.07	3567.81	
36"(914mm)	66"(1676mm)	72"(1829mm)	245	TCRA-3666-	S FG7	\$ 1341.05	\$ 1759.60	\$ 1469.32	\$ 1887.87	\$ 2766.08	\$ 3292.42	\$ 3113.78	\$ 3709.86	
		72"(1829mm)	259	TCRA-3672-	S FG7	1391.58	1844.49	1523.57	1976.48	2926.31	3497.31	3303.42	3950.83	

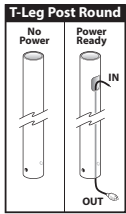


# Jive Table — T-Leg — Round

## Pebble



TCRP-SNF  
Class JV



### Features

- Includes 1.18" (30mm) thick top, two T-Leg bases with round columns, and hardware.
- Standard table height is 29" (737mm).
- High-Pressure Laminate (HPL) top with knife edge or 3mm edgeband edges or wood veneer top with 3mm wood edgeband or knife edge.
- Casters:
  - Two locking and two non-locking casters.
  - Standard in black.
- Glides:
  - 0.625" (16mm) adjustment.
  - Standard in black.
- Casters and glides are not interchangeable.
- Depth and width shown in nominal dimensions.
- Ships unassembled.

### Specification Tips

- Specifying a cutout does not automatically include a Power Ready base.**
- Factory installed cutout is available for:
  - Specify the (F) option for a Center, Single-Sided/4 outlet Flip Top Unit
  - Specify the (J) option for a Center, Single-Sided/6 outlet Flip Top Unit
- Power Ready Base:
  - Allows for cord management through one of the Round T-Legs. Powered leg location determined during installation.
  - Casters and Glides:
    - Specify the (J) option for Casters on the Power Ready base
    - Specify the (K) option for Glides on the Power Ready base
- Flip Top Unit circuit breaker plug will not fit in the Power Ready Base opening.**
- Power cord length determines the distance to building power source.**
- Separately specified:
  - Horizontal and Vertical Wire Management
  - Power and Data Components
  - Accessories
- Refer to Specification Guide:
  - Accessory placement and compatibility.
  - Seating capacities and leg locations.
  - Information on electrical components compatible with factory cut opening.
  - Power Ready base cable capacity.
- Application may require approval of local authority having jurisdiction (AHJ); ensure compliance before placing orders and installation.

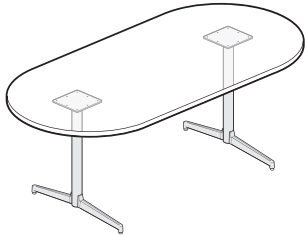
### To Order, Specify:

- Product number, including:
  - Surface Option:**
    - L** Laminate
    - W** Wood
  - Edge Option:**
    - Laminate:
      - J** Edgeband
      - F** Knife
    - Wood:
      - K** Edgeband
      - U** Knife
  - Cutout:**
    - N** No Cutout
    - F** Center, Single-Sided/4 outlets (add **\$48.13** list)
    - J** Center, Single-Sided/6 outlets (add **\$48.13** list)
  - Base and Wire Management Option:**
    - Base - No Power:
      - C** Casters (add **\$23.44** list) (29" (737mm) Height Only)
      - G** Glides
    - Base - Power Ready:
      - J** Casters (add **\$23.44** list) (29" (737mm) Height Only)
      - K** Glides
  - Base Finish Option:**
    - A** Painted
    - B** Polished (add **\$66.68** list)
- Laminate surface color or wood finish color.
- Edgeband trim color (laminate only).
- Base trim color.

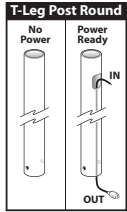
**Note:** **\$66.18** upcharge list for Metallic trim colors.

Height	Depth	Width	Number	①	②	③	④	⑤	HPL		Wood					
									A	F	A	B	K	U	K	U
<b>Base — No Power — No Top Cutout</b>																
29" (737mm)	30" (762mm)	48" (1219mm)	TCRP-3048-	S	F	4			\$ 903.46	\$1208.83	\$ 1015.61	\$1320.98	\$ 1865.29	\$2244.50	\$2089.59	\$ 2516.57
		60" (1524mm)	TCRP-3060-	S	F	4			988.12	1353.39	1106.47	1471.74	2133.69	2590.76	2407.28	2923.75
		72" (1829mm)	TCRP-3072-	S	F	4			1073.75	1504.79	1198.30	1629.34	2405.06	2947.63	2728.60	3343.34
	36" (914mm)	60" (1524mm)	TCRP-3660-	S	F	4			\$1066.28	\$ 1451.95	\$ 1190.83	\$1576.50	\$2382.11	\$2865.70	\$2700.58	\$ 3247.53
		72" (1829mm)	TCRP-3672-	S	F	4			1167.11	1620.02	1299.10	1752.01	2701.84	3272.84	3078.95	3726.36
<b>Base — Power Ready — No Top Cutout</b>																
29" (737mm)	30" (762mm)	48" (1219mm)	TCRP-3048-	S	F	4			\$ 931.95	\$1237.32	\$1044.10	\$1349.47	\$ 1893.78	\$2272.99	\$ 2118.08	\$2545.06
		60" (1524mm)	TCRP-3060-	S	F	4			1016.61	1381.88	1134.96	1500.23	2162.18	2619.25	2435.77	2952.24
		72" (1829mm)	TCRP-3072-	S	F	4			1102.24	1533.28	1226.79	1657.83	2433.55	2976.12	2757.09	3371.83
	36" (914mm)	60" (1524mm)	TCRP-3660-	S	F	4			\$1094.77	\$1480.44	\$ 1219.32	\$1604.99	\$ 2410.60	\$2894.19	\$ 2729.07	\$ 3276.02
		72" (1829mm)	TCRP-3672-	S	F	4			1195.60	1648.51	1327.59	1780.50	2730.33	3301.33	3107.44	3754.85

# Jive Table — T-Leg — Round Racetrack



TCRT-SNE  
Class JV



### Features

- Includes 1.18" (30mm) thick top, two T-Leg bases with round columns, and hardware.
- Standard table height is 29" (737mm).
- High-Pressure Laminate (HPL) top with knife edge or 3mm edgeband edges or wood veneer top with 3mm wood edgeband or knife edge.
- Casters:
  - Two locking and two non-locking casters.
  - Standard in black.
- Glides:
  - 0.625" (16mm) adjustment.
  - Standard in black.
- Casters and glides are not interchangeable.
- Depth and width shown in nominal dimensions.
- Ships unassembled.

### Specification Tips

- **Specifying a cutout does not automatically include a Power Ready base.**
- Factory installed cutout is available for:
  - Specify the (F) option for a Center, Single-Sided/4 outlet Flip Top Unit
  - Specify the (J) option for a Center, Single-Sided/6 outlet Flip Top Unit
- Power Ready Base:
  - Allows for cord management through one of the Round T-Leg. Powered leg location determined during installation.
  - Casters and Glides:
    - Specify the (J) option for Casters on the Power Ready base
    - Specify the (K) option for Glides on the Power Ready base
- **Flip Top Unit circuit breaker plug will not fit in the Power Ready Base opening.**
- **Power cord length determines the distance to building power source.**
- Separately specified:
  - Horizontal and Vertical Wire Management
  - Power and Data Components
  - Accessories
- Refer to Specification Guide:
  - Accessory placement and compatibility.
  - Seating capacities and leg locations.
  - Information on electrical components compatible with factory cut opening.
  - Power Ready base cable capacity.
- Application may require approval of local authority having jurisdiction (AHJ); ensure compliance before placing orders and installation.

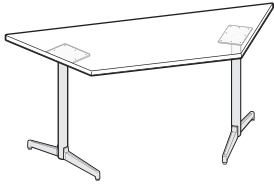
### To Order, Specify:

- Product number, including:
  - Surface Option:**
    - L** Laminate
    - W** Wood
  - Edge Option:**
    - Laminate:
      - J** Edgeband
      - F** Knife
    - Wood:
      - K** Edgeband
      - U** Knife
  - Cutout:**
    - N** No Cutout
    - F** Center, Single-Sided/4 outlets (add **\$48.13** list)
    - J** Center, Single-Sided/6 outlets (add **\$48.13** list)
  - Base Wire Management Option:**
    - Base - No Power:
      - C** Casters (add **\$23.44** list) (29" (737mm) Height Only)
      - G** Glides
    - Base - Power Ready:
      - J** Casters (add **\$23.44** list) (29" (737mm) Height Only)
      - K** Glides
  - Base Finish Option:**
    - A** Painted
    - B** Polished (add **\$66.68** list)
- Laminate surface color or wood finish color.
- Edgeband trim color (laminate only).
- Base trim color.

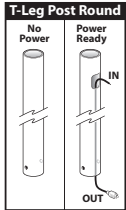
**Note:** **\$66.18** upcharge list for Metallic trim colors.

Height	Depth	Width	Number	①	②	③	④	⑤	HPL		Wood				
									A	F	A	B	K	U	K
<b>Base — No Power — No Cutout</b>															
29" (737mm)	30" (762mm)	48" (1219mm)	TCRT-3048-	S	F	4		\$ 903.46	\$1208.83	\$ 1015.61	\$1320.98	\$ 1865.29	\$2244.50	\$2089.59	\$ 2516.57
		60" (1524mm)	TCRT-3060-	S	F	4		988.12	1353.39	1106.47	1471.74	2133.69	2590.76	2407.28	2923.75
		72" (1829mm)	TCRT-3072-	S	F	4		1073.75	1504.79	1198.30	1629.34	2405.06	2947.63	2728.60	3343.34
	36" (914mm)	60" (1524mm)	TCRT-3660-	S	F	4		\$1066.28	\$ 1451.95	\$ 1190.83	\$1576.50	\$2382.11	\$ 2865.70	\$2700.58	\$ 3247.53
		72" (1829mm)	TCRT-3672-	S	F	4		1167.11	1620.02	1299.10	1752.01	2701.84	3272.84	3078.95	3726.36
<b>Base — Power Ready — No Cutout</b>															
29" (737mm)	30" (762mm)	48" (1219mm)	TCRT-3048-	S	F	4		\$ 931.95	\$1237.32	\$1044.10	\$1349.47	\$ 1893.78	\$2272.99	\$ 2118.08	\$2545.06
		60" (1524mm)	TCRT-3060-	S	F	4		1016.61	1381.88	1134.96	1500.23	2162.18	2619.25	2435.77	2952.24
		72" (1829mm)	TCRT-3072-	S	F	4		1102.24	1533.28	1226.79	1657.83	2433.55	2976.12	2757.09	3371.83
	36" (914mm)	60" (1524mm)	TCRT-3660-	S	F	4		\$1094.77	\$1480.44	\$ 1219.32	\$1604.99	\$ 2410.60	\$2894.19	\$ 2729.07	\$ 3276.02
		72" (1829mm)	TCRT-3672-	S	F	4		1195.60	1648.51	1327.59	1780.50	2730.33	3301.33	3107.44	3754.85

# Jive Table — T-Leg — Round Trapezoid



TOTP-SNF  
Class JV



## Features

- Includes 1.18" (30mm) thick top, two T-Leg bases with round columns, and hardware.
- Standard table height is 29" (737mm).
- High-Pressure Laminate (HPL) top with knife edge or 3mm edgeband edges or wood veneer top with 3mm wood edgeband or knife edge.
- Casters:
  - Two locking and two non-locking casters.
  - Standard in black.
- Glides:
  - 0.625" (16mm) adjustment.
  - Standard in black.
- Casters and glides are not interchangeable.
- Depth and width shown in nominal dimensions.
- Ships unassembled.

## Specification Tips

- Edge choice allows a flat seam between tables.
- **Specifying a cutout does not automatically include a Power Ready base.**
- Factory installed cutout is available for:
  - Specify the (F) option for a Center, Single-Sided/4 outlet Flip Top Unit
  - Specify the (J) option for a Center, Single-Sided/6 outlet Flip Top Unit
- Power Ready Base:
  - Allows for cord management through one of the Round T-Legs. Powered leg location determined during installation.
  - Casters and Glides:
    - Specify the (J) option for Casters on the Power Ready base
    - Specify the (K) option for Glides on the Power Ready base
  - Flip Top Unit circuit breaker plug will not fit in the Power Ready Base opening.**
- **Power cord length determines the distance to building power source.**
- Separately specified:
  - Ganging Mechanism - Recommended for use with power between tables.
  - Horizontal and Vertical Wire Management
  - Power and Data Components
- Refer to Specification Guide:
  - Accessory placement and compatibility.
  - Seating capacities and leg locations.
  - Information on electrical components compatible with factory cut opening.
  - Power Ready base cable capacity.
- Application may require approval of local authority having jurisdiction (AHJ); ensure compliance before placing orders and installation.
- Refer to Specification Guide for accessory placement and compatibility.

## To Order, Specify:

1) Product number, including:

### 1 Surface Option:

- L** Laminate
- W** Wood

### 2 Edge Option:

- Laminate:
- J** Edgeband
  - F** Knife

- Wood:
- K** Edgeband
  - U** Knife

### 3 Cutout:

- N** No Cutout
- F** Center, Single-Sided/4 outlets (add **\$48.13** list)
- J** Center, Single-Sided/6 outlets (add **\$48.13** list)

### 4 Base and Wire Management Option:

- Base - No Power:
- C** Casters (add **\$23.44** list) (29" (737mm) Height Only)
  - G** Glides

- Base - Power Ready:
- J** Casters (add **\$23.44** list) (29" (737mm) Height Only)
  - K** Glides

### 5 Base Finish Option:

- A** Painted
- B** Polished (add **\$66.68** list)

- 2) Laminate surface color or wood finish color.
- 3) Edgeband trim color (laminate only).
- 4) Base trim color.

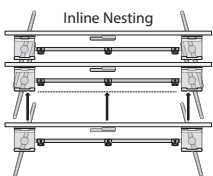
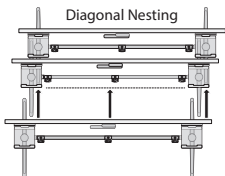
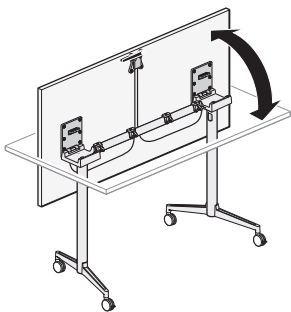
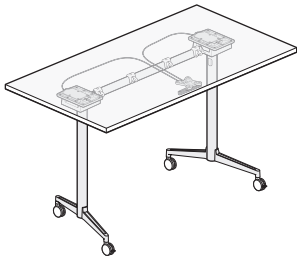
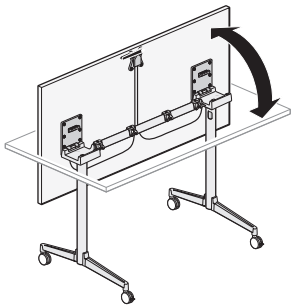
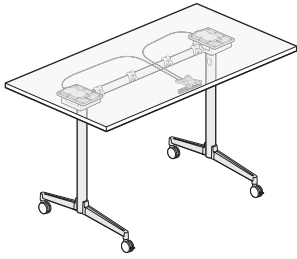
**Note:** **\$66.18** upcharge list for Metallic trim colors.



# Jive Table — T-Leg — Round Trapezoid

Height	Depth	Width	Number	①	②	③	④	HPL		B		Wood		B		U	
								A	F	J	F	A	U	K	U	K	U
<b>Base — No Power — No Cutout</b>																	
29"(737mm)	24"(610mm)	48"(1219mm)	TCTP-2448-	■	S	F	4	\$ 840.52	\$ 1126.96	\$ 845.48	\$ 1131.92	\$ 1048.66	\$ 1403.26	\$ 1108.13	\$ 1506.83		
		54"(1372mm)	TCTP-2454-	■	S	F	4	875.13	1190.05	882.57	1197.49	1158.31	1549.93	1238.00	1679.25		
		60"(1524mm)	TCTP-2460-	■	S	F	4	909.98	1254.85	919.90	1264.77	1268.70	1699.25	1368.78	1854.77		
		66"(1676mm)	TCTP-2466-	■	S	F	4	945.07	1321.36	957.47	1333.76	1379.83	1851.22	1500.46	2033.39		
		72"(1829mm)	TCTP-2472-	■	S	F	4	980.41	1389.58	995.29	1404.46	1491.71	2005.85	1633.06	2215.12		
30"(762mm)	60"(1524mm)	TCTP-3060-	■	S	F	4	\$ 988.14	\$ 1353.41	\$ 1004.26	\$ 1369.53	\$ 1517.12	\$ 1974.19	\$ 1662.08	\$ 2178.55			
		TCTP-3066-	■	S	F	4	1030.84	1428.26	1050.06	1447.48	1652.43	2151.30	1822.29	2386.79			
		TCTP-3072-	■	S	F	4	1073.77	1504.81	1096.09	1527.13	1788.49	2331.06	1983.40	2598.14			
36"(914mm)	84"(2134mm)	TCTP-3684-	■	S	F	4	\$ 1268.94	\$ 1794.96	\$ 1306.14	\$ 1832.16	\$ 2407.98	\$ 3074.03	\$ 2715.75	\$ 3472.40			
<b>Base — Power Ready — No Cutout</b>																	
29"(737mm)	24"(610mm)	48"(1219mm)	TCTP-2448-	■	S	F	4	\$ 869.01	\$ 1155.45	\$ 873.97	\$ 1160.41	\$ 1077.15	\$ 1431.75	\$ 1136.62	\$ 1535.32		
		54"(1372mm)	TCTP-2454-	■	S	F	4	903.62	1218.54	911.06	1225.98	1186.80	1578.42	1266.49	1707.74		
		60"(1524mm)	TCTP-2460-	■	S	F	4	938.47	1283.34	948.39	1293.26	1297.19	1727.74	1397.27	1883.26		
		66"(1676mm)	TCTP-2466-	■	S	F	4	973.56	1349.85	985.96	1362.25	1408.32	1879.71	1528.95	2061.88		
		72"(1829mm)	TCTP-2472-	■	S	F	4	1008.90	1418.07	1023.78	1432.95	1520.20	2034.34	1661.55	2243.61		
30"(762mm)	60"(1524mm)	TCTP-3060-	■	S	F	4	\$ 1016.63	\$ 1381.90	\$ 1032.75	\$ 1398.02	\$ 1545.61	\$ 2002.68	\$ 1690.57	\$ 2207.04			
		TCTP-3066-	■	S	F	4	1059.33	1456.75	1078.55	1475.97	1680.92	2179.79	1850.78	2415.28			
		TCTP-3072-	■	S	F	4	1102.26	1533.30	1124.58	1555.62	1816.98	2359.55	2011.89	2626.63			
36"(914mm)	84"(2134mm)	TCTP-3684-	■	S	F	4	\$ 1297.43	\$ 1823.45	\$ 1334.63	\$ 1860.65	\$ 2436.47	\$ 3102.52	\$ 2744.24	\$ 3500.89			

# Jive Table — T-Leg (Round or Extruded) — Flip Base Rectangle



### Features

- Includes 1.18" (30mm) thick top, two T-Leg bases with round or extruded columns, stretcher and hardware.
- Nesting Options:
  - Diagonal Nesting (available for round or extruded columns): Provides a compact nesting solution with parallel feet, ensuring a symmetrical look while maximizing legroom.
  - In-Line Nesting (exclusive to round columns): Optimizes storage by allowing tables to nest in a straight line, making efficient use of space.
- Table height is 29" (737mm).
- Laminate or wood top with 3mm edgeband or knife edge on all sides.
- T-Leg base with round or extruded columns are available with casters and glides.
- Casters:
  - Two locking and two non-locking casters.
  - Standard in black.
- Glides:
  - 0.625" (16mm) adjustment.
  - Standard in black.
- Casters and glides are not interchangeable.
- Depth and width shown in nominal dimensions.
- Ships unassembled.

### Specification Tips

- **Specifying a cutout does not automatically include a Power Ready base.**
- Factory installed cutout is available for:
  - Specify the (A) option for a Center, Single-Sided/2 outlet Flip Top Unit
  - Specify the (F) option for a Center, Single-Sided/4 outlet Flip Top Unit
  - Specify the (J) option for a Center, Single-Sided/6 outlet Flip Top Unit
- Power Ready Base:
  - Allows for cord management through one of the T-Leg (Round or Extruded) Base Legs. Powered leg location determined during installation.
  - Casters and Glides:
    - Specify the (L) option for Casters on the Power Ready base (diagonal nesting)
    - Specify the (Q) option for Casters on the Power Ready base (in-line nesting)
    - Specify the (M) option for Glides on the Power Ready base (diagonal nesting)
    - Specify the (R) option for Glides on the Power Ready base (in-line nesting)
  - Flip Top Unit circuit breaker plug will not fit in the Power Ready Base opening.**
- Each nested table adds 7.5" (191mm) to the overall depth.
- **Power cord length determines the distance to building power source.**
- Separately specified:
  - Ganging Mechanism - Required for use with powered tables.
  - Horizontal and Vertical Wire Management
  - Power and Data Components
  - Accessories
- Refer to Specification Guide:
  - Accessory placement and compatibility.
  - Seating capacities and leg locations.
  - Information on electrical components compatible with factory cut opening.
  - Power Ready base cable capacity.
- Application may require approval of local authority having jurisdiction (AHJ); ensure compliance before placing orders and installation.

### To Order, Specify:

1) Product number, including:

**1 Surface Option:**

- L** Laminate
- W** Wood

**2 Edge Option:**

- Laminate:
- J** Edgeband
  - F** Knife

- Wood:
- K** Edgeband
  - U** Knife

**3 Cutout:**

- N** No Cutout
- A** Center, Single-Sided/ 2 outlets (add **\$48.13** list)
- F** Center, Single-Sided/ 4 outlets (add **\$48.13** list)
- J** Center, Single-Sided/ 6 outlets (add **\$48.13** list)

**4 Base and Wire Management Option:**

Base - Diagonal Nesting (Round or Extruded Base)

Base - No Power:

- H** Casters (add **\$23.44** list)
- F** Glides

Base - Power Ready

- L** Casters (add **\$23.44** list)
- M** Glides

Base - In-Line Nesting (Round Base Only)

No Power

- Q** Casters (add **\$23.44** list)
- P** Glides

Power Ready

- Q** Casters (add **\$23.44** list)
- R** Glides

**5 Base Finish Option:**

- A** Painted
- B** Polished (add **\$66.68** list)

- 2) Surface color.
- 3) Edge trim color.
- 4) Base trim color.

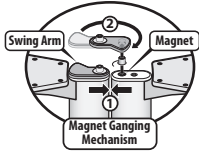
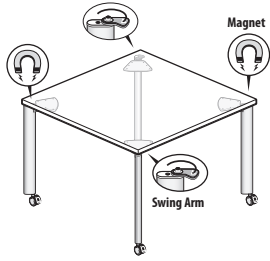
**Note:** **\$66.18** upcharge list for Metallic trim colors.

# Jive Table — T-Leg (Round or Extruded) — Flip Base Rectangle

Height	Depth	Width	Distributed Load Capacity	Number	TCRA	HPL					Wood				
						1	2	3	4	5	A	F	B	F	A
<b>Round — Base — No Power — No Cutout</b>															
29"(737mm)	18"(457mm)	48"(1219mm)	158	TCRA-1848-	S F 4	\$ 1429.03	\$ 1696.54	\$ 1531.26	\$ 1798.77	\$ 2116.67	\$ 2446.65	\$ 2268.57	\$ 2638.98		
		60"(1524mm)	187	TCRA-1860-	S F 4	1483.29	1807.76	1589.24	1913.71	2288.34	2692.37	2472.17	2927.68		
		72"(1829mm)	216	TCRA-1872-	S F 4	1538.52	1925.82	1648.19	2035.49	2462.99	2948.70	2679.40	3228.79		
	24"(610mm)	48"(1219mm)	173	TCRA-2448-	S F 4	\$ 1491.99	\$ 1778.43	\$ 1599.18	\$ 1885.62	\$ 2316.72	\$ 2671.32	\$ 2504.82	\$ 2903.52		
		60"(1524mm)	202	TCRA-2460-	S F 4	1561.45	1906.32	1673.60	2018.47	2536.76	2967.31	2765.47	3251.46		
		72"(1829mm)	230	TCRA-2472-	S F 4	1631.88	2041.05	1748.99	2158.16	2759.77	3273.91	3029.75	3611.81		
	30"(762mm)	48"(1219mm)	187	TCRA-3048-	S F 4	\$ 1554.95	\$ 1860.32	\$ 1667.10	\$ 1972.47	\$ 2516.78	\$ 2895.99	\$ 2741.08	\$ 3168.06		
		60"(1524mm)	216	TCRA-3060-	S F 4	1639.61	2004.88	1757.96	2123.23	2785.18	3242.25	3058.77	3575.24		
		72"(1829mm)	245	TCRA-3072-	S F 4	1725.24	2156.28	1849.79	2280.83	3056.55	3599.12	3380.09	3994.83		
	36"(914mm)	60"(1524mm)	230	TCRA-3660-	S F 4	\$ 1717.77	\$ 2103.44	\$ 1842.32	\$ 2227.99	\$ 3033.60	\$ 3517.19	\$ 3352.07	\$ 3899.02		
		72"(1829mm)	259	TCRA-3672-	S F 4	1818.60	2271.51	1950.59	2403.50	3353.33	3924.33	3730.44	4377.85		
<b>Extruded — Base — No Power — No Cutout</b>															
29"(737mm)	18"(457mm)	48"(1219mm)	158	TCRA-1848-	S T 4	\$ 1626.85	\$ 1894.36	\$ 1729.08	\$ 1996.59	\$ 2314.49	\$ 2644.47	\$ 2466.39	\$ 2836.80		
		60"(1524mm)	187	TCRA-1860-	S T 4	1681.11	2005.58	1787.06	2111.53	2486.16	2890.19	2669.99	3125.50		
		72"(1829mm)	216	TCRA-1872-	S T 4	1736.34	2123.64	1846.01	2233.31	2660.81	3146.52	2877.22	3426.61		
	24"(610mm)	48"(1219mm)	173	TCRA-2448-	S T 4	\$ 1689.81	\$ 1976.25	\$ 1797.00	\$ 2083.44	\$ 2514.54	\$ 2869.14	\$ 2702.64	\$ 3101.34		
		60"(1524mm)	202	TCRA-2460-	S T 4	1759.27	2104.14	1871.42	2216.29	2734.58	3165.13	2963.29	3449.28		
		72"(1829mm)	230	TCRA-2472-	S T 4	1829.70	2238.87	1946.81	2355.98	2957.59	3471.73	3227.57	3809.63		
	30"(762mm)	48"(1219mm)	187	TCRA-3048-	S T 4	\$ 1752.77	\$ 2058.14	\$ 1864.92	\$ 2170.29	\$ 2714.60	\$ 3093.81	\$ 2938.90	\$ 3365.88		
		60"(1524mm)	216	TCRA-3060-	S T 4	1837.43	2202.70	1955.78	2321.05	2983.00	3440.07	3256.59	3773.06		
		72"(1829mm)	245	TCRA-3072-	S T 4	1923.06	2354.10	2047.61	2478.65	3254.37	3796.94	3577.91	4192.65		
	36"(914mm)	60"(1524mm)	230	TCRA-3660-	S T 4	\$ 1915.59	\$ 2301.26	\$ 2040.14	\$ 2425.81	\$ 3231.42	\$ 3715.01	\$ 3549.89	\$ 4096.84		
		72"(1829mm)	259	TCRA-3672-	S T 4	2016.42	2469.33	2148.41	2601.32	3551.15	4122.15	3928.26	4575.67		
<b>Round — Base — Power Ready — No Cutout</b>															
29"(737mm)	18"(457mm)	48"(1219mm)	158	TCRA-1848-	S F 4	\$ 1457.52	\$ 1725.03	\$ 1559.75	\$ 1827.26	\$ 2145.16	\$ 2475.14	\$ 2297.06	\$ 2667.47		
		60"(1524mm)	187	TCRA-1860-	S F 4	1511.78	1836.25	1617.73	1942.20	2316.83	2720.86	2500.66	2956.17		
		72"(1829mm)	216	TCRA-1872-	S F 4	1567.01	1954.31	1676.68	2063.98	2491.48	2977.19	2707.89	3257.28		
	24"(610mm)	48"(1219mm)	173	TCRA-2448-	S F 4	\$ 1520.48	\$ 1806.92	\$ 1627.67	\$ 1914.11	\$ 2345.21	\$ 2699.81	\$ 2533.31	\$ 2932.01		
		60"(1524mm)	202	TCRA-2460-	S F 4	1589.94	1934.81	1702.09	2046.96	2565.25	2995.80	2793.96	3279.95		
		72"(1829mm)	230	TCRA-2472-	S F 4	1660.37	2069.54	1777.48	2186.65	2788.26	3302.40	3058.24	3640.30		
	30"(762mm)	48"(1219mm)	187	TCRA-3048-	S F 4	\$ 1583.44	\$ 1888.81	\$ 1695.59	\$ 2000.96	\$ 2545.27	\$ 2924.48	\$ 2769.57	\$ 3196.55		
		60"(1524mm)	216	TCRA-3060-	S F 4	1668.10	2033.37	1786.45	2151.72	2813.67	3270.74	3087.26	3603.73		
		72"(1829mm)	245	TCRA-3072-	S F 4	1753.73	2184.77	1878.28	2309.32	3085.04	3627.61	3408.58	4023.32		
	36"(914mm)	60"(1524mm)	230	TCRA-3660-	S F 4	\$ 1746.26	\$ 2131.93	\$ 1870.81	\$ 2256.48	\$ 3062.09	\$ 3545.68	\$ 3380.56	\$ 3927.51		
		72"(1829mm)	259	TCRA-3672-	S F 4	1847.09	2300.00	1979.08	2431.99	3381.82	3952.82	3758.93	4406.34		
<b>Extruded — Base — Power Ready — No Cutout</b>															
29"(737mm)	18"(457mm)	48"(1219mm)	158	TCRA-1848-	S T 4	\$ 1655.34	\$ 1922.85	\$ 1757.57	\$ 2025.08	\$ 2342.98	\$ 2672.96	\$ 2494.88	\$ 2865.29		
		60"(1524mm)	187	TCRA-1860-	S T 4	1709.60	2034.07	1815.55	2140.02	2514.65	2918.68	2698.48	3153.99		
		72"(1829mm)	216	TCRA-1872-	S T 4	1764.83	2152.13	1874.50	2261.80	2689.30	3175.01	2905.71	3455.10		
	24"(610mm)	48"(1219mm)	173	TCRA-2448-	S T 4	\$ 1718.30	\$ 2004.74	\$ 1825.49	\$ 2111.93	\$ 2543.03	\$ 2897.63	\$ 2731.13	\$ 3129.83		
		60"(1524mm)	202	TCRA-2460-	S T 4	1787.76	2132.63	1899.91	2244.78	2763.07	3193.62	2991.78	3477.77		
		72"(1829mm)	230	TCRA-2472-	S T 4	1858.19	2267.36	1975.30	2384.47	2986.08	3500.22	3256.06	3838.12		
	30"(762mm)	48"(1219mm)	187	TCRA-3048-	S T 4	\$ 1781.26	\$ 2086.63	\$ 1893.41	\$ 2198.78	\$ 2743.09	\$ 3122.30	\$ 2967.39	\$ 3394.37		
		60"(1524mm)	216	TCRA-3060-	S T 4	1865.92	2231.19	1984.27	2349.54	3011.49	3468.56	3285.08	3801.55		
		72"(1829mm)	245	TCRA-3072-	S T 4	1951.55	2382.59	2076.10	2507.14	3282.86	3825.43	3606.40	4221.14		
	36"(914mm)	60"(1524mm)	230	TCRA-3660-	S T 4	\$ 1944.08	\$ 2329.75	\$ 2068.63	\$ 2454.30	\$ 3259.91	\$ 3743.50	\$ 3578.38	\$ 4125.33		
		72"(1829mm)	259	TCRA-3672-	S T 4	2044.91	2497.82	2176.90	2629.81	3579.64	4150.64	3956.75	4604.16		

# Jive Table — Swivel Base

## Square



TVRQ-LJSNR  
Class JV

### Features

- Includes 1.18"(30mm) top, leg bases with magnetic ganging mechanism, adjustable casters or glides and hardware.
- Standard table height is 29"(737mm).
- Laminate top with 3mm edgeband or wood veneer top with 3mm wood edgeband.
- Top available in standard core only.
- Leg bases are painted aluminum.
- Casters have 0.5"(13mm) height adjustment.
- Glides have 0.75"(19mm) height adjustment.
- Grommets are available for field installation; separately specified.
- Depth and width shown in nominal dimensions.
- Ships unassembled.

### Specification Tips

- 24"(610mm) depth tables not designed to support screens or monitors.
- Screen and Monitor Arm application (approved with casters or glides):  
-30"(762mm)-48"(1219mm) deep table supports a 27"(686mm)H Belong screen or monitor(s) up to 25 lbs.
- **Power cord length determines the distance to building power source.**
- Separately specified:  
-Horizontal and Vertical Wire Management  
-See Accessories Price List for Power and Data Components  
-Accessories
- Refer to Specification Guide:  
-Accessory placement and compatibility.  
-Seating capacities and leg locations.
- Application may require approval of local authority having jurisdiction (AHJ); ensure compliance before placing orders and installation.

### To Order, Specify:

1) Product number, including:

**1 Surface Option:**

- L** Laminate
- W** Wood

**2 Edge Option:**

- J** Edgeband
- K** Wood Edgeband

**3 Base Style:**

- C** Casters (add **\$23.44** list)
- G** Glides

2) Laminate surface color or wood surface color.

3) Edge trim color (laminite only).

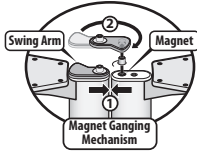
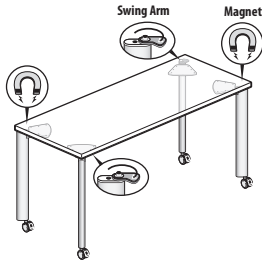
4) Base trim color.

**Note: \$66.18** upcharge list for Metallic trim colors.

Depth	Width	Number	①②		③		HPL		Wood	
			A	B	A	B	A	B		
24"(610mm)	24"(610mm)	TVRQ-2424-	■	■	SNRG4		\$ 1136.22	\$1136.22	\$1232.22	\$1239.90
30"(762mm)	30"(762mm)	TVRQ-3030-	■	■	SNR	4	1215.06	1220.46	1458.63	1479.93
36"(914mm)	36"(914mm)	TVRQ-3636-	■	■	SNR	4	1309.34	1321.34	1727.94	1765.46
42"(1067mm)	42"(1067mm)	TVRQ-4242-	■	■	SNR	4	1419.06	1438.86	2040.15	2096.49
48"(1219mm)	48"(1219mm)	TVRQ-4848-	■	■	SNR	4	1544.22	1573.02	2395.26	2473.02

# Jive Table — Swivel Base

## Rectangle



TVRA-LJSNR  
Class JV

### Features

- Includes 1.18"(30mm) top, leg bases with magnetic ganging mechanism, adjustable casters or glides and hardware.
- Standard table height is 29"(737mm).
- Laminate top with 3mm edgeband or wood veneer top with 3mm wood edgeband.
- Top available in standard core only.
- Leg bases are painted aluminum.
- Casters have 0.5"(13mm) height adjustment.
- Glides have 0.75"(19mm) height adjustment.
- Grommets are available for field installation; separately specified.
- Depth and width shown in nominal dimensions.
- Ships unassembled.

### Specification Tips

- 24"(610mm) depth tables not designed to support screens or monitors.
- Screen and Monitor Arm application (approved with casters or glides):  
-30"(762mm)-48"(1219mm) deep table supports a 27"(686mm)H Belong screen or monitor(s) up to 25 lbs.
- **Power cord length determines the distance to building power source.**
- Separately specified:  
-Horizontal and Vertical Wire Management  
-See Accessories Price List for Power and Data Components  
-Accessories
- Refer to Specification Guide:  
-Accessory placement and compatibility.  
-Seating capacities and leg locations.
- Application may require approval of local authority having jurisdiction (AHJ); ensure compliance before placing orders and installation.

### To Order, Specify:

1) Product number, including:

**1 Surface Option:**

- L** Laminate
- W** Wood

**2 Edge Option:**

- J** Edgeband
- K** Wood Edgeband

**3 Base Style:**

- C** Casters (add **\$23.44** list)
- G** Glides

2) Laminate surface color or wood surface color.

3) Edge trim color (laminite only).

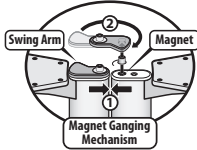
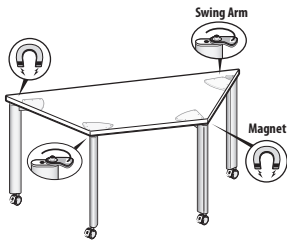
4) Base trim color.

**Note: \$66.18** upcharge list for Metallic trim colors.

Depth	Width	Number	HPL		Wood			
			1 2	3	A	B		
18"(457mm)	48"(1219mm)	TVRA-1848-	SNR	4	\$1028.82	\$1121.75	\$1400.46	\$1465.20
	54"(1372mm)	TVRA-1854-	SNR	4	1051.26	1146.05	1472.61	1550.28
	60"(1524mm)	TVRA-1860-	SNR	4	1073.70	1170.35	1544.76	1635.36
	66"(1676mm)	TVRA-1866-	SNR	4	1096.14	1194.65	1616.91	1720.44
	72"(1829mm)	TVRA-1872-	SNR	4	1118.58	1218.95	1689.06	1805.52
24"(610mm)	36"(914mm)	TVRA-2436-	SNR	4	\$1028.82	\$ 1121.75	\$ 1400.46	\$ 1465.20
	42"(1067mm)	TVRA-2442-	SNR	4	1058.74	1154.15	1496.66	1578.64
	48"(1219mm)	TVRA-2448-	SNR	4	1088.66	1186.55	1592.86	1692.08
	54"(1372mm)	TVRA-2454-	SNR	4	1118.58	1218.95	1689.06	1805.52
	60"(1524mm)	TVRA-2460-	SNR	4	1148.50	1251.35	1785.26	1918.96
	66"(1676mm)	TVRA-2466-	SNR	4	1178.42	1283.75	1881.46	2032.40
	72"(1829mm)	TVRA-2472-	SNR	4	1208.34	1316.15	1977.66	2145.84
30"(762mm)	36"(914mm)	TVRA-3036-	SNR	4	\$ 1073.70	\$ 1170.35	\$ 1544.76	\$ 1635.36
	42"(1067mm)	TVRA-3042-	SNR	4	1111.10	1210.85	1665.01	1777.16
	48"(1219mm)	TVRA-3048-	SNR	4	1148.50	1251.35	1785.26	1918.96
	54"(1372mm)	TVRA-3054-	SNR	4	1185.90	1291.85	1905.51	2060.76
	60"(1524mm)	TVRA-3060-	SNR	4	1223.30	1332.35	2025.76	2202.56
	66"(1676mm)	TVRA-3066-	SNR	4	1260.70	1372.85	2146.01	2344.36
	72"(1829mm)	TVRA-3072-	SNR	4	1298.10	1413.35	2266.26	2486.16
36"(914mm)	66"(1676mm)	TVRA-3666-	SNR	4	\$1342.98	\$ 1461.95	\$ 2410.56	\$ 2656.32
	72"(1829mm)	TVRA-3672-	SNR	4	1387.86	1510.55	2554.86	2826.48

# Jive Table — Swivel Base

## Trapezoid



TVTP-LJSNR  
Class JV

- Includes 1.18"(30mm) top, 4 legs with magnetic ganging mechanism, adjustable casters or glides and hardware.
- Standard table height is 29"(737mm).
- Laminate top with 3mm edgeband or wood veneer top with 3mm wood edgeband.
- Top available in standard core only.
- Leg bases are painted aluminum.
- Casters have 0.5"(13mm) height adjustment.
- Glides have 0.75"(19mm) height adjustment.
- Grommets are available for field installation; separately specified.
- Depth and width shown in nominal dimensions.
- Ships unassembled.

### Specification Tips

- Enhanced Power Module and Table Dome are available for field installation; separately specified.
- **Magnetic field can be harmful to pacemaker wearers.**
- 24"(610mm) depth tables not designed to support screens or monitors.
- Screen and Monitor Arm application (with or without casters):
  - 30"(762mm)-48"(1219mm) deep table supports a 27"(686mm)H Belong screen or monitor(s) up to 25 lbs.
- **Power cord length determines the distance to building power source.**
- Separately specified:
  - Horizontal and Vertical Wire Management
  - See Accessories Price List for Power and Data Components
  - Accessories
- Refer to Specification Guide:
  - Accessory placement and compatibility.
  - Seating capacities and leg locations.
- Application may require approval of local authority having jurisdiction (AHJ); ensure compliance before placing orders and installation.

### To Order, Specify:

1) Product number, including:

**1 Surface Option:**

- L** Laminate
- W** Wood

**2 Edge Option:**

- J** Edgeband
- K** Wood Edgeband

**3 Base Style:**

- C** Casters (add **\$23.44** list)
- G** Glides

2) Laminate surface color or wood surface color.

3) Edge trim color (laminite only).

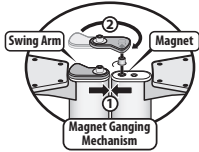
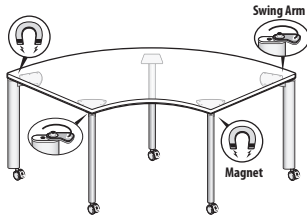
4) Base trim color.

**Note: \$66.18** upcharge list for Metallic trim colors.

Depth	Width	Number ①② ③	HPL		Wood	
			A	B	A	B
24"(610mm)	48"(1219mm)	TVTP-2448- ■ ■ SNR ■ 4	\$ 1215.56	\$1220.20	\$1422.85	\$1482.32
	54"(1372mm)	TVTP-2454- ■ ■ SNR ■ 4	1249.93	1256.89	1532.33	1612.02
	60"(1524mm)	TVTP-2460- ■ ■ SNR ■ 4	1284.54	1293.82	1642.54	1742.62
	66"(1676mm)	TVTP-2466- ■ ■ SNR ■ 4	1319.39	1330.99	1753.49	1874.12
	72"(1829mm)	TVTP-2472- ■ ■ SNR ■ 4	1354.49	1368.41	1865.17	2006.52
30"(762mm)	60"(1524mm)	TVTP-3060- ■ ■ SNR ■ 4	\$1362.10	\$ 1377.18	\$ 1890.84	\$2035.80
	66"(1676mm)	TVTP-3066- ■ ■ SNR ■ 4	1404.50	1422.48	2025.97	2195.82
	72"(1829mm)	TVTP-3072- ■ ■ SNR ■ 4	1447.13	1468.01	2161.82	2356.74

# Jive Table — Swivel Base

## Crescent



TVBN-LJSNR  
Class JV

### Features

- Includes 1.18" (30mm) top, 4 legs with magnetic ganging mechanism, one post leg, adjustable casters or glides and hardware.
- Standard table height is 29" (737mm).
- Laminate top with 3mm edgeband or wood veneer top with 3mm wood edgeband.
- Top available in standard core only.
- Leg bases are painted aluminum.
- Casters have 0.5" (13mm) height adjustment.
- Glides have 0.75" (19mm) height adjustment.
- Grommets are available for field installation; separately specified.
- Depth and width shown in nominal dimensions.
- Ships unassembled.

### Specification Tips

- Enhanced Power Module and Table Dome are available for field installation; separately specified.
- **Magnetic field can be harmful to pacemaker wearers.**
- 24" (610mm) depth tables not designed to support screens or monitors.
  - 30" (762mm)-48" (1219mm) deep table supports a 27" (686mm)H Belong screen or monitor(s) up to 25 lbs.
- **Power cord length determines the distance to building power source.**
- Separately specified:
  - Horizontal and Vertical Wire Management
  - See Accessories Price List for Power and Data Components
  - Accessories
- Refer to Specification Guide:
  - Accessory placement and compatibility.
  - Seating capacities and leg locations.
- Application may require approval of local authority having jurisdiction (AHJ); ensure compliance before placing orders and installation.

### To Order, Specify:

1) Product number, including:

**1 Surface Option:**

- L** Laminate
- W** Wood

**2 Edge Option:**

- J** Edgeband
- K** Wood Edgeband

**3 Base Style:**

- C** Casters (add **\$23.44** list)
- G** Glides

2) Laminate surface color or wood surface color.

3) Edge trim color (laminite only).

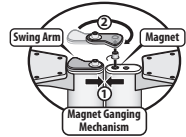
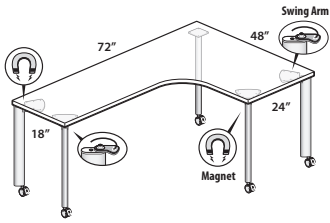
4) Base trim color.

**Note: \$66.18** upcharge list for Metallic trim colors.

Depth	Width	Number	①②	③	HPL		Wood		
					A	B	A	B	
24" (610mm)	60" (1524mm)	TVBN-2460-	■	SNR ■	4	\$1758.97	\$1768.57	\$2130.73	\$2235.37
30" (762mm)	72" (1829mm)	TVBN-3072-	■	SNR ■	4	1928.07	1949.67	2670.54	2874.11
36" (914mm)	84" (2134mm)	TVBN-3684-	■	SNR ■	4	2129.55	2165.55	3313.94	3635.25

# Jive Table — Swivel Base

## Corner, Transitional Extended



TVCX-LJSNRP  
Class JV

### Features

- Includes 1.18" (30mm) top, adjustable casters or glides and hardware:
  - Legs:
    - 24"(610mm)/18"(457mm) depth - 2 legs with magnetic ganging mechanisms and 3 post legs
    - 24"(610mm)/30"(762mm) depth - 4 legs with magnetic ganging mechanisms and 1 post leg
    - 18"(457mm) depth always has the post leg
    - 24"(610mm) and 30"(762mm) depth always has the magnetic ganging mechanism
  - Standard table height is 29"(737mm).
  - Laminate top with 3mm edgeband or wood veneer top with 3mm wood edgeband.
  - Top available in standard core only.
  - Leg bases are painted aluminum.
  - Casters have 0.5"(13mm) height adjustment.
  - Glides have 0.75"(19mm) height adjustment.
  - Grommets are available for field installation; separately specified.
  - Depth and width shown in nominal dimensions.
  - Ships unassembled.

### Specification Tips

- Enhanced Power Module and Table Dome are available for field installation; separately specified.
- **Magnetic field can be harmful to pacemaker wearers.**
- 24"(610mm) depth tables not designed to support screens or monitors.
- Screen and Monitor Arm application (with or without casters):
  - 30"(762mm)-48"(1219mm) deep table supports a 27"(686mm)H Belong screen or monitor(s) up to 25 lbs.
- **Power cord length determines the distance to building power source.**
- Separately specified:
  - Horizontal and Vertical Wire Management
  - See Accessories Price List for Power and Data Components
  - Accessories
- Refer to Specification Guide:
  - Accessory placement and compatibility.
  - Seating capacities and leg locations.
- Application may require approval of local authority having jurisdiction (AHJ); ensure compliance before placing orders and installation.

### To Order, Specify:

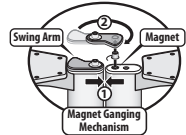
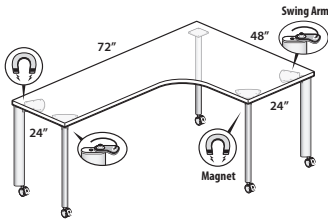
- 1) Product number, including:
    - 1 Surface Option:**
      - L** Laminate
      - W** Wood
    - 2 Edge Option:**
      - J** Edgeband
      - K** Wood Edgeband
    - 3 Base Style:**
      - C** Casters (add **\$23.44** list)
      - G** Glides
  - 2) Laminate surface color or wood surface color.
  - 3) Edge trim color (laminite only).
  - 4) Base trim color.
- Note: \$66.18** upcharge list for Metallic trim colors.

Left/Right Depth	Width	Length	Number	①	②	③	HPL		Wood			
							A	B	A	B		
<b>Left-Hand</b>												
18"(457mm)/24"(610mm)	42"(1067mm)	60"(1524mm)	TVCX-4260-	■	■	SNR	■	P	\$ 1641.72	\$1652.82	\$ 2117.91	\$ 2237.61
		72"(1829mm)	TVCX-4272-	■	■	SNR	■	P	1847.98	1875.36	3095.59	3390.85
<b>Right-Hand</b>												
24"(610mm)/18"(457mm)	42"(1067mm)	60"(1524mm)	TVCX-4260-	■	■	SNR	■	U	\$ 1647.39	\$1658.49	\$ 2117.91	\$ 2237.61
		72"(1829mm)	TVCX-4272-	■	■	SNR	■	U	1853.92	1881.30	3095.59	3390.85
<b>Left-Hand</b>												
24"(610mm)/30"(762mm)	48"(1219mm)	60"(1524mm)	TVCX-4860-	■	■	SNR	■	R	\$1642.26	\$1653.36	\$ 2117.91	\$ 2237.61
		72"(1829mm)	TVCX-4872-	■	■	SNR	■	R	1848.79	1876.17	3095.59	3390.85
<b>Right-Hand</b>												
30"(762mm)/24"(610mm)	48"(1219mm)	60"(1524mm)	TVCX-4860-	■	■	SNR	■	W	\$1648.20	\$1659.30	\$ 2117.91	\$ 2237.61
		72"(1829mm)	TVCX-4872-	■	■	SNR	■	W	1854.46	1881.84	3095.59	3390.85



# Jive Table — Swivel Base

## Corner, Extended



TVCE-LJSNRE  
Class JV

### Features

- Includes 1.18" (30mm) top, 4 legs with magnetic ganging mechanism, one post leg, adjustable casters or glides and hardware.
- Standard table height is 29" (737mm).
- Laminate top with 3mm edgeband or wood veneer top with 3mm wood edgeband.
- Top available in standard core only.
- Leg bases are painted aluminum.
- Casters have 0.5" (13mm) height adjustment.
- Glides have 0.75" (19mm) height adjustment.
- Grommets are available for field installation; separately specified.
- Depth and width shown in nominal dimensions.
- Ships unassembled.

### Specification Tips

- Enhanced Power Module and Table Dome are available for field installation; separately specified.
- **Magnetic field can be harmful to pacemaker wearers.**
- 24" (610mm) depth tables not designed to support screens or monitors.
- Screen and Monitor Arm application (with or without casters):
  - 30" (762mm)-48" (1219mm) deep table supports a 27" (686mm)H Belong screen or monitor(s) up to 25 lbs.
- **Power cord length determines the distance to building power source.**
- Separately specified:
  - Horizontal and Vertical Wire Management
  - See Accessories Price List for Power and Data Components
  - Accessories
- Refer to Specification Guide:
  - Accessory placement and compatibility.
  - Seating capacities and leg locations.
- Application may require approval of local authority having jurisdiction (AHJ); ensure compliance before placing orders and installation.

### To Order, Specify:

1) Product number, including:

#### 1 Surface Option:

- L** Laminate
- W** Wood

#### 2 Edge Option:

- J** Edgeband
- K** Wood Edgeband

#### 3 Base Style:

- C** Casters (add **\$23.44** list)
- G** Glides

2) Laminate surface color or wood surface color.

3) Edge trim color (laminite only).


4) Base trim color.

**Note: \$66.18** upcharge list for Metallic trim colors.

Left/Right Depth	Width	Length	Number	①②	③	HPL		Wood	
						A	B	A	B
<b>Left-Hand</b>									
24" (610mm)/24" (610mm)	42" (1067mm)	60" (1524mm)	TVCE-4260-	SNR	E	\$1644.96	\$1656.06	\$ 2117.91	\$ 2237.61
		72" (1829mm)	TVCE-4272-	SNR	E	1851.22	1878.60	3095.59	3390.85
24" (610mm)/24" (610mm)	48" (1219mm)	60" (1524mm)	TVCE-4860-	SNR	E	\$1644.96	\$1656.06	\$ 2117.91	\$ 2237.61
		72" (1829mm)	TVCE-4872-	SNR	E	1851.22	1878.60	3095.59	3390.85
<b>Right-Hand</b>									
24" (610mm)/24" (610mm)	42" (1067mm)	60" (1524mm)	TVCE-4260-	SNR	H	\$1644.96	\$1656.06	\$ 2117.91	\$ 2237.61
		72" (1829mm)	TVCE-4272-	SNR	H	1851.22	1878.60	3095.59	3390.85
24" (610mm)/24" (610mm)	48" (1219mm)	60" (1524mm)	TVCE-4860-	SNR	H	\$1644.96	\$1656.06	\$ 2117.91	\$ 2237.61
		72" (1829mm)	TVCE-4872-	SNR	H	1851.22	1878.60	3095.59	3390.85
<b>Left-Hand</b>									
30" (762mm)/30" (762mm)	48" (1219mm)	60" (1524mm)	TVCE-4860-	SNR	F	\$1645.50	\$1656.60	\$ 2117.91	\$ 2237.61
		72" (1829mm)	TVCE-4872-	SNR	F	1852.03	1879.41	3095.59	3390.85
<b>Right-Hand</b>									
30" (762mm)/30" (762mm)	48" (1219mm)	60" (1524mm)	TVCE-4860-	SNR	J	\$1645.50	\$1656.60	\$ 2117.91	\$ 2237.61
		72" (1829mm)	TVCE-4872-	SNR	J	1852.03	1879.41	3095.59	3390.85

# Masters Series Table

## Round



XZAM-1S  
Class RA1

### Features

- Includes round top and 27"(686mm) disc base.
- 30"(762mm) and 36"(914mm) includes 21"(533mm) disc base.
- 42"(1067mm) and 48"(1219mm) includes 27"(686mm) disc base.
- Fixed height base: 29.25"(743mm).
- 1.18"(30mm) thick high-pressure laminate (HPL) worksurface with T-mold edgeband.
- 1.18"(30mm) thick wood worksurface with a choice of profiled edge (Square or Bevel). Double-cut veneers available with Square 3mm Radius edge only.

### To Order, Specify:

1) Product number, including:

#### 1 Edge Option:

Wood:

1 Square

5 Bevel (add **\$286.99** list)

2) Finish code (laminated or wood).

3) Laminate edge trim color (if laminate specified).

4) Trim code for disc base.

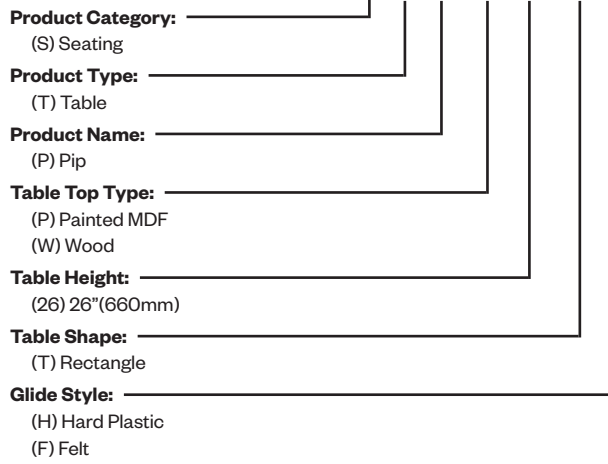
**Note: \$23.81** upcharge (list) for metallic or accent trim colors.

Height	Diameter	Number ①	HPL		Wood	
			A	B	A	B
<b>Laminate</b>						
29.25"(743mm)	30"(762mm)	XLAM-3000-JS	\$ 2128.70	\$ 2219.92	N/A	N/A
	36"(914mm)	XLAM-3600-JS	2338.39	2425.54	N/A	N/A
	42"(1067mm)	XLAM-4200-JS	2585.10	2667.44	N/A	N/A
	48"(1219mm)	XLAM-4800-JS	2868.83	2945.62	N/A	N/A
<b>Wood</b>						
29.25"(743mm)	30"(762mm)	XZAM-3000- S	N/A	N/A	\$2280.04	\$2432.43
	36"(914mm)	XZAM-3600- S	N/A	N/A	2580.82	2750.70
	42"(1067mm)	XZAM-4200- S	N/A	N/A	2929.62	3119.79
	48"(1219mm)	XZAM-4800- S	N/A	N/A	3326.44	3539.70

# Pip

## Catalog Logic

S T P - P 26 - T H



# Pip Table

## Personal Laptop



STP-P26-TH  
Class QA6

### Features

- Includes table top, base and hardware.
- Top available in painted MDF or planked wood in White Oak or Walnut.
- Wood tops are designed to be unique using solid wood planks with a clear, low-gloss finish showing natural variation.
- Base: Painted aluminum support plate and column with painted steel base plate.
- Ships unassembled.

### To Order, Specify:

1) Product number, including:

**1 Surface Material:**

- P** Painted MDF
- W** Planked Wood

**2 Glide Type:**

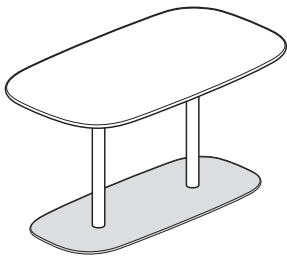
- H** Hard Plastic
- F** Felt

2) Top surface and color.

3) Base trim color.

Height	Depth	Width	Number ① ②	Painted MDF	White Oak	Walnut
26"(660mm)	13"(330mm)	21.25"(540mm)	STP- 26-T	\$814.60	\$1480.39	\$1664.46

## Collaborative



S970  
Class QA6

### Features

- Includes: 1.18"(30mm) standard top with two columns on a painted steel base.
- High-Pressure Laminate (HPL) or wood veneer top with knife edge.
- Standard with clear non-adjustable glides.

### Specification Tips

- Designed for use with lounge seating to provide a seated height surface.
- Cannot route power through legs.
- Ships unassembled.

### To Order, Specify:

1) Product number, including:

**1 Surface Type:**

- L** Laminate
- W** Wood Veneer

2) Laminate surface color or wood finish color.

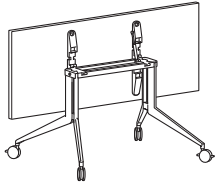
3) Edge color (laminate only).

4) Base trim color.

Height	Depth	Width	Number ①	HPL A	B	Wood A	B
28"(711mm)	30"(762mm)	54"(1372mm)	S970- 00-H	\$2651.32	\$2680.38	\$2840.19	\$2905.57

# Planes Collaborative Table — Y-Leg Rectangular

## Flip Top Table



## Non-Flip Top Table



TARA  
Class TA1

### Features

- Includes 1.18" (30mm) thick top, two Y-leg assemblies, stretcher and hardware.
- Standard table height is 29" (737mm) with 27.88" (708mm) knee clearance.
- High-Pressure Laminate (HPL) top with knife edge or 3mm edgeband edges or wood veneer top with 3mm wood edgeband or knife edge.
- Base Options:
  - Flip Top Table with casters (H) or with glides (F).
  - Non-flip Top Table with casters (C) or with glides (G).
- Flip Top Table:
  - Table top flips from horizontal to vertical position via pneumatic assist mechanism activated by two finger pulls.
  - Tables nest when flipped to vertical position. Refer to Specification Guide for details.
- Base and stretcher are painted aluminum.
- Stretcher provides lay-in cable management.
- Optional Flip top unit electrical modules are separately specified. Refer to electrical components for appropriate product specification.
- Optional casters (two locking) or glides are field interchangeable.
- Casters have light platinum hub with graphite tread.
- Glides are light platinum with 0.5" (13mm) height adjustment.
- Depth and width shown in nominal dimensions.
- Ships unassembled.

### Specification Tips

- 3mm edgeband edge is recommended to allow a flat seam between tables.
- The following Planes products are separately specified:
  - Ganging clip
  - Flip top unit electrical modules
  - Grommets (field cut opening)
  - Vertical wire management
  - Y-leg Bumper

### To Order, Specify:

1) Product number, including:

#### 1 Surface Options:

- L** Laminate
- W** Wood

#### 2 Edge Options:

- Laminate:
- J** Edgeband
  - F** Knife

- Wood:
- K** Edgeband
  - U** Knife

#### 3 Flip Top Unit Cutout(s):

- N** None
- F** Center - single-sided/ 4 outlets (add **\$45.40** list)
- J** Center - single-sided/ 6 outlets (add **\$45.40** list)

#### 4 Base Option (Flip/Non-Flip):

- H** Flip Top Table - Casters (add **\$456.56** list)
- F** Flip Top Table - Glides (add **\$562.94** list)
- C** Non-flip Top Table: Casters
- G** Non-flip Top Table: Glides (add **\$106.38** list)

2) Laminate surface or wood finish color.

3) Edge trim color (laminate only).

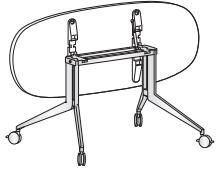
4) Base/Stretcher trim color.

**Note: \$62.43** upcharge list for Metallic and accent trim colors.

Depth	Width	Number	1	2	3	4	HPL		Wood		B	U		
							A	F	A	B				
							J	F	K	U	K	U		
<b>Flip Top Tables</b>														
30" (762mm)	60" (1524mm)	TARA-3060-	S	Y	4	\$	1715.86	\$2058.80	\$1809.73	\$2152.67	\$2206.99	\$2632.73	\$2240.78	\$2679.12
	66" (1676mm)	TARA-3066-	S	Y	4		1801.62	2163.64	1904.74	2266.76	2348.39	2798.73	2388.95	2852.73
	72" (1829mm)	TARA-3072-	S	Y	4		1887.38	2268.48	1999.75	2380.85	2489.79	2964.73	2537.12	3026.34
36" (914mm)	60" (1524mm)	TARA-3660-	S	Y	4	\$	1883.42	\$2245.44	\$1995.79	\$2357.81	\$2477.19	\$2927.53	\$2523.80	\$2987.58
	66" (1676mm)	TARA-3666-	S	Y	4		1985.54	2366.64	2109.01	2490.11	2644.35	3119.29	2698.94	3188.16
	72" (1829mm)	TARA-3672-	S	Y	4		2087.66	2487.84	2222.23	2622.41	2811.51	3311.05	2874.08	3388.74
<b>Non-Flip Top Tables</b>														
30" (762mm)	60" (1524mm)	TARA-3060-	S	Y	4	\$	1715.86	\$2058.80	\$1809.73	\$2152.67	\$2206.99	\$2632.73	\$2240.78	\$2679.12
	66" (1676mm)	TARA-3066-	S	Y	4		1801.62	2163.64	1904.74	2266.76	2348.39	2798.73	2388.95	2852.73
	72" (1829mm)	TARA-3072-	S	Y	4		1887.38	2268.48	1999.75	2380.85	2489.79	2964.73	2537.12	3026.34
36" (914mm)	60" (1524mm)	TARA-3660-	S	Y	4	\$	1883.42	\$2245.44	\$1995.79	\$2357.81	\$2477.19	\$2927.53	\$2523.80	\$2987.58
	66" (1676mm)	TARA-3666-	S	Y	4		1985.54	2366.64	2109.01	2490.11	2644.35	3119.29	2698.94	3188.16
	72" (1829mm)	TARA-3672-	S	Y	4		2087.66	2487.84	2222.23	2622.41	2811.51	3311.05	2874.08	3388.74
	78" (1981mm)	TARA-3678-	S	Y	4		2189.78	2609.04	2335.45	2754.71	2978.67	3502.81	3049.22	3589.32
	84" (2134mm)	TARA-3684-	S	Y	4		2291.90	2730.24	2448.67	2887.01	3145.83	3694.57	3224.36	3789.90
	90" (2286mm)	TARA-3690-	S	Y	4		2394.02	2851.44	2561.89	3019.31	3312.99	3886.33	3399.50	3990.48
	96" (2438mm)	TARA-3696-	S	Y	4		2496.14	2972.64	2675.11	3151.61	3480.15	4078.09	3574.64	4191.06

# Planes Collaborative Table — Y-Leg Pebble

## Flip Top Table



## Non-Flip Top Table



TARP  
Class TA1

### Features

- Includes 1.18" (30mm) thick top, two Y-leg assemblies, stretcher and hardware.
- Standard table height is 29" (737mm) with 27.88" (708mm) knee clearance.
- High-Pressure Laminate (HPL) top with knife edge or 3mm edgeband edges or wood veneer top with 3mm wood edgeband or knife edge.
- Base Options:
  - Flip Top Table with casters (H) or with glides (F).
  - Non-flip Top Table with casters (C) or with glides (G).
- Flip Top Table:
  - Table top flips from horizontal to vertical position via pneumatic assist mechanism activated by two finger pulls.
  - Tables nest when flipped to vertical position. Refer to Specification Guide for details.
- Base and stretcher are painted aluminum.
- Stretcher provides lay-in cable management.
- Optional Flip top unit electrical modules are separately specified. Refer to electrical components for appropriate product specification.
- Optional casters (two locking) or glides are field interchangeable.
- Casters have light platinum hub with graphite tread.
- Glides are light platinum with 0.5" (13mm) height adjustment.
- Depth and width shown in nominal dimensions.
- Ships unassembled.

### Specification Tips

- The following Planes products are separately specified:
  - Ganging clip
  - Flip top unit electrical modules
  - Grommets (field cut opening)
  - Vertical wire management
  - Y-leg Bumper

### To Order, Specify:

1) Product number, including:

#### 1 Surface Options:

- L** Laminate
- W** Wood

#### 2 Edge Options:

- Laminate:
- J** Edgeband
  - F** Knife

- Wood:
- K** Edgeband
  - U** Knife

#### 3 Flip Top Unit Cutout(s):

- N** None
- F** Center - single sided/  
4 outlets (add **\$45.40** list)
- J** Center - single-sided/  
6 outlets (add **\$45.40** list)

#### 4 Base Option (Flip/Non-Flip):

- H** Flip Top Table - Casters  
(add **\$456.56** list)
- F** Flip Top Table - Glides (add  
**\$562.94** list)
- C** Non-flip Top Table: Casters
- G** Non-flip Top Table: Glides  
(add **\$106.38** list)

2) Laminate surface or wood finish color.

3) Edge trim color (laminated only).

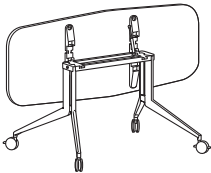
4) Base/Stretcher trim color.

**Note:** **\$62.43** upcharge list for Metallic and accent trim colors.

Depth	Width	Number	1	2	3	4	HPL		Wood		B	U		
							A	F	A	B				
							J	F	K	U	K	U		
<b>Flip Top Tables</b>														
30" (762mm)	60" (1524mm)	TARP-3060-	S	Y	4		\$ 1730.26	\$2038.06	\$ 1824.13	\$ 2131.93	\$2206.99	\$ 2575.99	\$2240.78	\$2622.38
	66" (1676mm)	TARP-3066-	S	Y	4		1816.98	2145.30	1920.10	2248.42	2348.39	2741.99	2388.95	2795.99
	72" (1829mm)	TARP-3072-	S	Y	4		1903.70	2252.54	2016.07	2364.91	2489.79	2907.99	2537.12	2969.60
36" (914mm)	60" (1524mm)	TARP-3660-	S	Y	4		\$ 1898.78	\$ 2227.10	\$ 2011.15	\$ 2339.47	\$ 2477.19	\$ 2870.79	\$ 2523.80	\$ 2930.84
	66" (1676mm)	TARP-3666-	S	Y	4		2001.86	2350.70	2125.33	2474.17	2644.35	3062.55	2698.94	3131.42
	72" (1829mm)	TARP-3672-	S	Y	4		2104.94	2474.30	2239.51	2608.87	2811.51	3254.31	2874.08	3332.00
<b>Non-Flip Top Tables</b>														
30" (762mm)	60" (1524mm)	TARP-3060-	S	Y	4		\$ 1730.26	\$2038.06	\$ 1824.13	\$ 2131.93	\$2206.99	\$ 2575.99	\$2240.78	\$2622.38
	66" (1676mm)	TARP-3066-	S	Y	4		1816.98	2145.30	1920.10	2248.42	2348.39	2741.99	2388.95	2795.99
	72" (1829mm)	TARP-3072-	S	Y	4		1903.70	2252.54	2016.07	2364.91	2489.79	2907.99	2537.12	2969.60
36" (914mm)	60" (1524mm)	TARP-3660-	S	Y	4		\$ 1898.78	\$ 2227.10	\$ 2011.15	\$ 2339.47	\$ 2477.19	\$ 2870.79	\$ 2523.80	\$ 2930.84
	66" (1676mm)	TARP-3666-	S	Y	4		2001.86	2350.70	2125.33	2474.17	2644.35	3062.55	2698.94	3131.42
	72" (1829mm)	TARP-3672-	S	Y	4		2104.94	2474.30	2239.51	2608.87	2811.51	3254.31	2874.08	3332.00
	78" (1981mm)	TARP-3678-	S	Y	4		2208.02	2597.90	2353.69	2743.57	2978.67	3446.07	3049.22	3532.58
	84" (2134mm)	TARP-3684-	S	Y	4		2311.10	2721.50	2467.87	2878.27	3145.83	3637.83	3224.36	3733.16
	90" (2286mm)	TARP-3690-	S	Y	4		2414.18	2845.10	2582.05	3012.97	3312.99	3829.59	3399.50	3933.74
	96" (2438mm)	TARP-3696-	S	Y	4		2517.26	2968.70	2696.23	3147.67	3480.15	4021.35	3574.64	4134.32

# Planes Collaborative Table — Y-Leg Hexagon

## Flip Top Table



## Non-Flip Top Table



TARX  
Class TA1

### Features

- Includes 1.18" (30mm) thick top, two Y-leg assemblies, stretcher and hardware.
- Standard table height is 29" (737mm) with 27.88" (708mm) knee clearance.
- High-Pressure Laminate (HPL) top with knife edge or 3mm edgeband edges or wood veneer top with 3mm wood edgeband or knife edge.
- Base Options:
  - Flip Top Table with casters (H) or with glides (F).
  - Non-flip Top Table with casters (C) or with glides (G).
- Flip Top Table:
  - Table top flips from horizontal to vertical position via pneumatic assist mechanism activated by two finger pulls.
  - Tables nest when flipped to vertical position. Refer to Specification Guide for details.
- Base and stretcher are painted aluminum.
- Stretcher provides lay-in cable management
- Optional Flip top unit electrical modules are separately specified. Refer to electrical components for appropriate product specification.
- Optional casters (two locking) or glides are field interchangeable.
- Casters have light platinum hub with graphite tread.
- Glides are light platinum with 0.5" (13mm) height adjustment.
- Depth and width shown in nominal dimensions.
- Ships unassembled.

### Specification Tips

- The following Planes products are separately specified:
  - Ganging clip
  - Flip top unit electrical modules
  - Grommets (field cut opening)
  - Vertical wire management
  - Y-leg Bumper

### To Order, Specify:

- 1) Product number, including:
    - 1 **Surface Options:**
      - L** Laminate
      - W** Wood
    - 2 **Edge Options:**

Laminate:

      - J** Edgeband
      - F** Knife

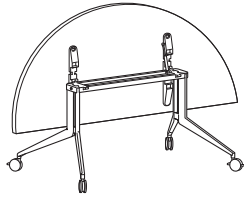
Wood:

      - K** Edgeband
      - U** Knife
    - 3 **Flip Top Unit Cutout(s):**
      - N** None
      - F** Center - single-sided/ 34 outlets (add **\$45.40** list)
      - J** Center - single-sided/ 36 outlets (add **\$45.40** list)
    - 4 **Base Option (Flip/Non-Flip):**
      - H** Flip Top Table - Casters (add **\$456.56** list)
      - F** Flip Top Table - Glides (add **\$562.94** list)
      - C** Non-flip Top Table: Casters
      - G** Non-flip Top Table: Glides (add **\$106.38** list)
  - 2) Laminate surface or wood finish color.
  - 3) Edge trim color (laminite only).
  - 4) Base/Stretcher trim color.
- Note:** **\$62.43** upcharge list for Metallic and accent trim colors.

Depth	Width	Number	①	②	③	④	HPL		Wood		B	U		
							A	F	A	B				
							J	F	K	U	K	U		
<b>Flip Top Tables</b>														
30" (762mm)	60" (1524mm)	TARX-3060-	S	Y	4		\$ 1730.26	\$ 2094.80	\$ 1824.13	\$ 2188.67	\$ 2206.99	\$ 2632.73	\$ 2240.78	\$ 2679.12
	66" (1676mm)	TARX-3066-	S	Y	4		1816.98	2202.04	1920.10	2305.16	2348.39	2798.73	2388.95	2852.73
	72" (1829mm)	TARX-3072-	S	Y	4		1903.70	2309.28	2016.07	2421.65	2489.79	2964.73	2537.12	3026.34
36" (914mm)	60" (1524mm)	TARX-3660-	S	Y	4		\$ 1898.78	\$ 2283.84	\$ 2011.15	\$ 2396.21	\$ 2477.19	\$ 2927.53	\$ 2523.80	\$ 2987.58
	66" (1676mm)	TARX-3666-	S	Y	4		2001.86	2407.44	2125.33	2530.91	2644.35	3119.29	2698.94	3188.16
	72" (1829mm)	TARX-3672-	S	Y	4		2104.94	2531.04	2239.51	2665.61	2811.51	3311.05	2874.08	3388.74
<b>Non-Flip Top Tables</b>														
30" (762mm)	60" (1524mm)	TARX-3060-	S	Y	4		\$ 1730.26	\$ 2094.80	\$ 1824.13	\$ 2188.67	\$ 2206.99	\$ 2632.73	\$ 2240.78	\$ 2679.12
	66" (1676mm)	TARX-3066-	S	Y	4		1816.98	2202.04	1920.10	2305.16	2348.39	2798.73	2388.95	2852.73
	72" (1829mm)	TARX-3072-	S	Y	4		1903.70	2309.28	2016.07	2421.65	2489.79	2964.73	2537.12	3026.34
36" (914mm)	60" (1524mm)	TARX-3660-	S	Y	4		\$ 1898.78	\$ 2283.84	\$ 2011.15	\$ 2396.21	\$ 2477.19	\$ 2927.53	\$ 2523.80	\$ 2987.58
	66" (1676mm)	TARX-3666-	S	Y	4		2001.86	2407.44	2125.33	2530.91	2644.35	3119.29	2698.94	3188.16
	72" (1829mm)	TARX-3672-	S	Y	4		2104.94	2531.04	2239.51	2665.61	2811.51	3311.05	2874.08	3388.74
	78" (1981mm)	TARX-3678-	S	Y	4		2208.02	2654.64	2353.69	2800.31	2978.67	3502.81	3049.22	3589.32
	84" (2134mm)	TARX-3684-	S	Y	4		2311.10	2778.24	2467.87	2935.01	3145.83	3694.57	3224.36	3789.90
	90" (2286mm)	TARX-3690-	S	Y	4		2414.18	2901.84	2582.05	3069.71	3312.99	3886.33	3399.50	3990.48
	96" (2438mm)	TARX-3696-	S	Y	4		2517.26	3025.44	2696.23	3204.41	3480.15	4078.09	3574.64	4191.06

# Planes Collaborative Table — Y-Leg Half Round

## Flip Top Table



## Non-Flip Top Table



TAHN  
Class TA1

### Features

- Includes 1.18" (30mm) thick top, two Y-leg assemblies, stretcher and hardware.
- Standard table height is 29" (737mm) with 27.88" (708mm) knee clearance.
- High-Pressure Laminate (HPL) top with knife edge or 3mm edgeband edges or wood veneer top with 3mm wood edgeband or knife edge.
- Base Options:
  - Flip Top Table with casters (H) or with glides (F).
  - Non-flip Top Table with casters (C) or with glides (G).
- Flip Top Table:
  - Table top flips from horizontal to vertical position via pneumatic assist mechanism activated by two finger pulls.
  - Tables nest when flipped to vertical position. Refer to Specification Guide for details.
- Base and stretcher are painted aluminum.
- Stretcher provides lay-in cable management.
- Optional Flip top unit electrical modules are separately specified. Refer to electrical components for appropriate product specification.
- Optional casters (two locking) or glides are field interchangeable.
- Casters have light platinum hub with graphite tread.
- Glides are light platinum with 0.5" (13mm) height adjustment.
- Depth and width shown in nominal dimensions.
- Ships unassembled.

### Specification Tips

- 3mm edgeband edge is recommended to allow a flat seam between tables.
- Width is meant to accommodate two 36" (914mm) tables.
- The following Planes products are separately specified:
  - Ganging clip
  - Flip top unit electrical modules
  - Grommets (field cut opening)
  - Vertical wire management
  - Y-leg Bumper

### To Order, Specify:

1) Product number, including:

#### 1 Surface Options:

- L** Laminate
- W** Wood

#### 2 Edge Options:

- Laminate:
- J** Edgeband
  - F** Knife

- Wood:
- K** Edgeband
  - U** Knife

#### 3 Flip Top Unit Cutout(s):

- N** None
- F** Center - single-sided/  
4 outlets (add **\$45.40** list)
- J** Center - single-sided/  
6 outlets (add **\$45.40** list)

#### 4 Base Option (Flip/Non-Flip):

- H** Flip Top Table - Casters  
(add **\$456.56** list)
- F** Flip Top Table - Glides (add  
**\$562.94** list)
- C** Non-flip Top Table: Casters
- G** Non-flip Top Table: Glides  
(add **\$106.38** list)

2) Laminate surface or wood finish color.

3) Edge trim color (laminated only).

4) Base/Stretcher trim color.

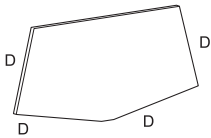
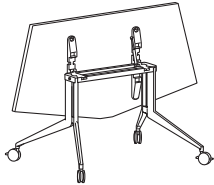
**Note:** **\$62.43** upcharge list for Metallic and accent trim colors.

Depth	Width	Number	① ② ③ ④	HPL				Wood			
				A	F	B	F	A	U	B	U
				J	F	J	F	K	U	K	U
<b>Flip Top Table</b>											
36" (914mm)	72" (1829mm)	TAHN-3672-	■ S ■ Y ■ 4	\$2067.04	\$2406.16	\$2199.33	\$2538.45	\$2777.32	\$3211.48	\$2836.99	\$3290.59
<b>Non-Flip Top Table</b>											
36" (914mm)	72" (1829mm)	TAHN-3672-	■ S ■ Y ■ 4	\$2067.04	\$2406.16	\$2199.33	\$2538.45	\$2777.32	\$3211.48	\$2836.99	\$3290.59

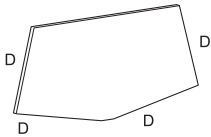


# Planes Collaborative Table — Y-Leg Polygon

## Flip Top Table



## Non-Flip Top Table



TACV  
Class TA1

### Features

- Includes 1.18" (30mm) thick top, two Y-leg assemblies, stretcher and hardware.
- Standard table height is 29" (737mm) with 27.88" (708mm) knee clearance.
- High-Pressure Laminate (HPL) top with knife edge or 3mm edgeband edges or wood veneer top with 3mm wood edgeband or knife edge.
- Base Options:
  - Flip Top Table with casters (H) or with glides (F).
  - Non-flip Top Table with casters (C) or with glides (G).
- Flip Top Table:
  - Table top flips from horizontal to vertical position via pneumatic assist mechanism activated by two finger pulls.
  - Tables nest when flipped to vertical position. Refer to Specification Guide for details.
- Base and stretcher are painted aluminum.
- Stretcher provides lay-in cable management.
- Optional Flip top unit electrical modules are separately specified. Refer to electrical components for appropriate product specification.
- Optional casters (two locking) or glides are field interchangeable.
- Casters have light platinum hub with graphite tread.
- Glides are light platinum with 0.5" (13mm) height adjustment.
- Depth and width shown in nominal dimensions.
- Ships unassembled.

### Specification Tips

- 3mm edgeband edge is recommended to allow a flat seam between tables.
- Depth matches 30" (762mm) or 36" (914mm) D rectangular tables.
- The following Planes products are separately specified:
  - Ganging clip
  - Flip top unit electrical modules
  - Grommets (field cut opening)
  - Vertical wire management
  - Y-leg Bumper

### To Order, Specify:

1) Product number, including:

#### 1 Surface Options:

- L** Laminate
- W** Wood

#### 2 Edge Options:

- Laminate:
- J** Edgeband
  - F** Knife

- Wood:
- K** Edgeband
  - U** Knife

#### 3 Flip Top Unit Cutout(s):

- N** None
- F** Center - single-sided/ 4 outlets (add **\$45.40** list)
- J** Center - single-sided/ 6 outlets (add **\$45.40** list)

#### 4 Base Option (Flip/Non-Flip):

- H** Flip Top Table - Casters (add **\$456.56** list)
- F** Flip Top Table - Glides (add **\$562.94** list)
- C** Non-flip Top Table: Casters
- G** Non-flip Top Table: Glides, (add **\$106.38** list)

2) Laminate surface or wood finish color.

3) Edge trim color (laminated only).

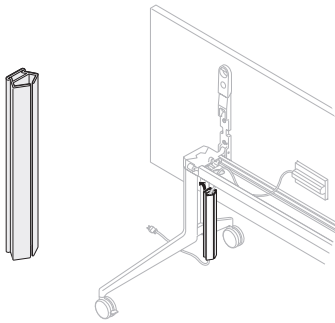
4) Base/Stretcher trim color.

**Note:** **\$62.43** upcharge list for Metallic and accent trim colors.

Depth	Width	Number	①	②	③	④	HPL		Wood								
							A	F	A	B	K	U					
							J	F	J	F	K	U	K	U			
<b>Flip Top Tables</b>																	
30" (762mm)	60" (1524mm)	TACV-3060-	■	■	S	■	Y	■	4	\$ 1704.88	\$ 2078.42	\$ 1800.09	\$ 2173.63	\$ 2255.71	\$ 2571.65	\$ 2294.01	\$ 2626.15
36" (914mm)	72" (1829mm)	TACV-3672-	■	■	S	■	Y	■	4	2093.40	2606.33	2230.63	2743.56	2853.27	3283.26	2929.06	3382.38
<b>Non-Flip Top Tables</b>																	
30" (762mm)	60" (1524mm)	TACV-3060-	■	■	S	■	Y	■	4	\$ 1704.88	\$ 2078.42	\$ 1800.09	\$ 2173.63	\$ 2255.71	\$ 2571.65	\$ 2294.01	\$ 2626.15
36" (914mm)	72" (1829mm)	TACV-3672-	■	■	S	■	Y	■	4	2093.40	2606.33	2230.63	2743.56	2853.27	3283.26	2929.06	3382.38

# Planes Collaborative Table Accessories

## Vertical Wire Management



### Features

- Includes one plastic wire manager sleeve
- Standard in light platinum color
- Field installed

### Specification Tips

- For use on the Y-leg assembly for flip top unit wire management
- Snaps into top portion of Y-leg assembly.

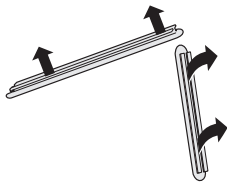
### To Order, Specify:

- 1) Product number  
(No color specification required.)

Width	Length	Number	Price
2"(51mm)	12"(305mm)	TA01-0212	\$60.81

TA01-0212  
Class TA1

## Y-Leg Bumper



### Feature

- Includes 4 bumpers in light platinum.

### Specification Tip

- Protects Y-leg tables when nested.

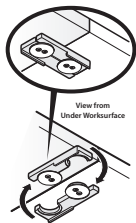
### To Order, Specify:

- 1) Product number  
(No color specification required.)

Description	Number	Price
For use on 36"(914mm)D top	TA01-0213	\$11.75
For use on 30"(762mm)D top	TA01-0214	11.75

TA01-0213  
TA01-0214  
Class TA1

## Ganging Mechanism



### Features

- Includes four (two sets) ganging mechanisms and attachment hardware.
- Standard in black.
- Ganging Mechanism required for in-line powered Planes C-Leg and Y-Leg or Jive C-Leg and T-Leg Training Tables.
- Field installed.

### Specification Tips

- Planes C-Leg Training Tables are drilled for ganging mechanisms.
- Designed to connect flat edges. It will not connect knife edge to knife edge or knife edge to flat edge.

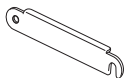
### To Order, Specify:

- 1) Product number.  
(No finish specification required.)

Number	Price
TA01-0222	\$158.03

TA01-0222  
(one set)  
Class TA1

## Ganging Clip



### Features

- Includes set of two ganging clips and installation hardware.
- Standard in black.

### Specification Tip

- Designed to connect flat or knife edges.

### To Order, Specify:

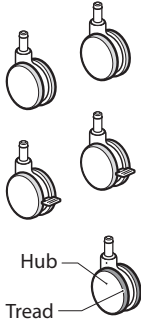
- 1) Product number.  
(No finish specification required.)

Number	Price
TA01-0001	\$62.62

TA01-0001  
Class TA1

# Planes Collaborative Table Accessories

## Casters



TA01-0216  
Class TA1

### Features

- Includes 4 casters; 2 locking, 2 non-locking.
- Casters are available with:  
Light platinum or fog hub with graphite tread, or black hub with black tread.

### Specification Tip

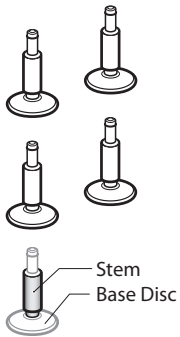
- Casters are for use with Y-leg tables, carts and easels. Not designed for interior or perimeter leg conference tables.

### To Order, Specify:

- Product number.
- Trim color for hub.

	Number	Price
	TA01-0216	\$50.09

## Glides



TA01-0215  
Class TA1

### Description

Painted Stem

### Number

TA01-0215

### Price

\$174.31

### Features

- Includes 4 glides.
- Glides have 0.5" (13mm) height adjustment.
- Glides stems are either painted (specify paint trim color) or polished aluminum.
- Glide base disc is available in light platinum, fog or black (specify trim color).

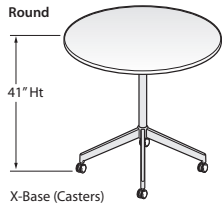
### Specification Tip

- Glides are for use with Y-leg tables, carts and easels. Not designed for interior or perimeter leg conference tables.

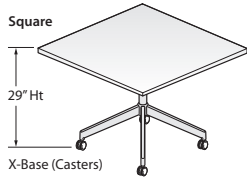
### To Order, Specify:

- Product number.
- Stem trim color (for painted Glide).
- Base Disc trim color.

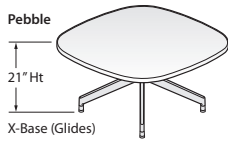
# Planes Table — X Base



TARN-NXC



TARQ-NXC



TARP-NXG  
Class TA1

## Features

- High-Pressure Laminate (HPL) top with knife edge or 3mm edgeband edges or wood veneer top with 3mm wood edgeband or knife edge. Edgeband tops are 3mm on user edge and 1mm on remaining edges.
- Includes 1.18" (30mm) thick standard top, base and hardware.
- Fixed table height options are 21" (533mm), 29" (737mm) and 41" (1041mm).
- Caster and glides are not interchangeable.
- Casters (two locking/two non-locking) are available with: Light platinum or fog hub with graphite tread, or black hub with black tread.
- Glides are graphite and provide 0.5" (13mm) glide adjustment.
- Ships unassembled.

## Specification Tips

- Base Sizes:  
 -30" (762mm) and 36" (914mm) tops include 27.25" (692mm) X-Base.  
 -42" (1067mm) and 48" (1219mm) tops include 33.75" (857mm) X-Base.

## To Order, Specify:

1) Product number, including:

### 1 Surface Options:

- L** Laminate
- W** Wood

### 2 Edge Options:

Laminate:

- J** Edgeband
- F** Knife

Wood:

- K** Edgeband
- U** Knife

### 3 Base:

- C** Caster
- G** Glide (add **\$93.81** list)

### 4 Base Material:

- A** Painted
- B** Polished (add **\$383.08** list)

2) Laminate surface color or Wood finish color.

3) Edge trim color (laminated only).

4) Base trim color (painted only).

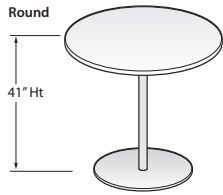
5) Caster color.

**Note:** **\$62.43** upcharge list for Metallic and accent trim colors.

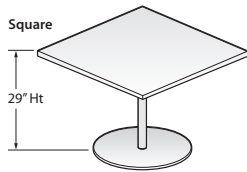
# Planes Table — X Base

Height	Depth	Width	Number	①②	③④	HPL		B		Wood		B		U	
						A	F	J	F	A	U	K	U	K	U
						J	F	J	F	K	U	K	U		
<b>Round</b>															
21"(533mm)	30"(762mm)	30"(762mm)	TARN-3030-	SNX	2	\$ 957.66	\$ 1224.85	\$1050.07	\$ 1317.26	\$ 1431.76	\$ 1703.63	\$ 1464.03	\$ 1756.78		
	36"(914mm)	36"(914mm)	TARN-3636-	SNX	2	1144.84	1453.79	1257.49	1566.44	1704.83	2102.41	1754.00	2183.53		
	42"(1067mm)	42"(1067mm)	TARN-4242-	SNX	2	1364.22	1714.93	1500.79	1851.50	2021.44	2572.40	2090.19	2686.47		
	48"(1219mm)	48"(1219mm)	TARN-4848-	SNX	2	1615.80	2008.27	1779.97	2172.44	2381.59	3114.33	2472.60	3266.38		
29"(737mm)	30"(762mm)	30"(762mm)	TARN-3030-	SNX	4	\$ 981.11	\$ 1248.30	\$1073.52	\$ 1340.71	\$ 1455.21	\$ 1727.08	\$ 1487.48	\$ 1780.23		
	36"(914mm)	36"(914mm)	TARN-3636-	SNX	4	1168.29	1477.24	1280.94	1589.89	1728.28	2125.86	1777.45	2206.98		
	42"(1067mm)	42"(1067mm)	TARN-4242-	SNX	4	1387.67	1738.38	1524.24	1874.95	2044.89	2595.85	2113.64	2709.92		
	48"(1219mm)	48"(1219mm)	TARN-4848-	SNX	4	1639.25	2031.72	1803.42	2195.89	2405.04	3137.78	2496.05	3289.83		
41"(1041mm)	30"(762mm)	30"(762mm)	TARN-3030-	SNX	7	\$1004.58	\$ 1271.77	\$1096.99	\$ 1364.18	\$ 1478.68	\$ 1750.55	\$ 1510.95	\$ 1803.70		
	36"(914mm)	36"(914mm)	TARN-3636-	SNX	7	1191.76	1500.71	1304.41	1613.36	1751.75	2149.33	1800.92	2230.45		
	42"(1067mm)	42"(1067mm)	TARN-4242-	SNX	7	1411.14	1761.85	1547.71	1898.42	2068.36	2619.32	2137.11	2733.39		
	48"(1219mm)	48"(1219mm)	TARN-4848-	SNX	7	1662.72	2055.19	1826.89	2219.36	2428.51	3161.25	2519.52	3313.30		
<b>Square</b>															
21"(533mm)	30"(762mm)	30"(762mm)	TARQ-3030-	SNX	2	\$ 956.46	\$ 1214.05	\$1048.87	\$ 1306.46	\$ 1431.76	\$ 1564.82	\$ 1464.03	\$ 1606.44		
	36"(914mm)	36"(914mm)	TARQ-3636-	SNX	2	1143.40	1440.83	1256.05	1553.48	1704.83	1935.84	1754.00	2003.12		
	42"(1067mm)	42"(1067mm)	TARQ-4242-	SNX	2	1362.54	1699.81	1499.11	1836.38	2021.44	2378.70	2090.19	2476.68		
	48"(1219mm)	48"(1219mm)	TARQ-4848-	SNX	2	1613.88	1990.99	1778.05	2155.16	2381.59	2892.23	2472.60	3025.84		
29"(737mm)	30"(762mm)	30"(762mm)	TARQ-3030-	SNX	4	\$ 979.91	\$ 1237.50	\$1072.32	\$ 1329.91	\$ 1455.21	\$ 1588.27	\$ 1487.48	\$ 1629.89		
	36"(914mm)	36"(914mm)	TARQ-3636-	SNX	4	1166.85	1464.28	1279.50	1576.93	1728.28	1959.29	1777.45	2026.57		
	42"(1067mm)	42"(1067mm)	TARQ-4242-	SNX	4	1385.99	1723.26	1522.56	1859.83	2044.89	2402.15	2113.64	2500.13		
	48"(1219mm)	48"(1219mm)	TARQ-4848-	SNX	4	1637.33	2014.44	1801.50	2178.61	2405.04	2915.68	2496.05	3049.29		
41"(1041mm)	30"(762mm)	30"(762mm)	TARQ-3030-	SNX	7	\$1003.38	\$ 1260.97	\$1095.79	\$ 1353.38	\$ 1478.68	\$ 1611.74	\$ 1510.95	\$ 1653.36		
	36"(914mm)	36"(914mm)	TARQ-3636-	SNX	7	1190.32	1487.75	1302.97	1600.40	1751.75	1982.76	1800.92	2050.04		
	42"(1067mm)	42"(1067mm)	TARQ-4242-	SNX	7	1409.46	1746.73	1546.03	1883.30	2068.36	2425.62	2137.11	2523.60		
	48"(1219mm)	48"(1219mm)	TARQ-4848-	SNX	7	1660.80	2037.91	1824.97	2202.08	2428.51	2939.15	2519.52	3072.76		
<b>Pebble</b>															
21"(533mm)	30"(762mm)	30"(762mm)	TARP-3030-	SNX	2	\$ 956.46	\$ 1214.05	\$1048.87	\$ 1306.46	\$ 1431.76	\$ 1564.82	\$ 1464.03	\$ 1606.44		
	36"(914mm)	36"(914mm)	TARP-3636-	SNX	2	1143.40	1440.83	1256.05	1553.48	1704.83	1935.84	1754.00	2003.12		
	42"(1067mm)	42"(1067mm)	TARP-4242-	SNX	2	1362.54	1699.81	1499.11	1836.38	2021.44	2378.70	2090.19	2476.68		
	48"(1219mm)	48"(1219mm)	TARP-4848-	SNX	2	1613.88	1990.99	1778.05	2155.16	2381.59	2892.23	2472.60	3025.84		
29"(737mm)	30"(762mm)	30"(762mm)	TARP-3030-	SNX	4	\$ 979.91	\$ 1237.50	\$1072.32	\$ 1329.91	\$ 1455.21	\$ 1588.27	\$ 1487.48	\$ 1629.89		
	36"(914mm)	36"(914mm)	TARP-3636-	SNX	4	1166.85	1464.28	1279.50	1576.93	1728.28	1959.29	1777.45	2026.57		
	42"(1067mm)	42"(1067mm)	TARP-4242-	SNX	4	1385.99	1723.26	1522.56	1859.83	2044.89	2402.15	2113.64	2500.13		
	48"(1219mm)	48"(1219mm)	TARP-4848-	SNX	4	1637.33	2014.44	1801.50	2178.61	2405.04	2915.68	2496.05	3049.29		
41"(1041mm)	30"(762mm)	30"(762mm)	TARP-3030-	SNX	7	\$1003.38	\$ 1260.97	\$1095.79	\$ 1353.38	\$ 1478.68	\$ 1611.74	\$ 1510.95	\$ 1653.36		
	36"(914mm)	36"(914mm)	TARP-3636-	SNX	7	1190.32	1487.75	1302.97	1600.40	1751.75	1982.76	1800.92	2050.04		
	42"(1067mm)	42"(1067mm)	TARP-4242-	SNX	7	1409.46	1746.73	1546.03	1883.30	2068.36	2425.62	2137.11	2523.60		
	48"(1219mm)	48"(1219mm)	TARP-4848-	SNX	7	1660.80	2037.91	1824.97	2202.08	2428.51	2939.15	2519.52	3072.76		

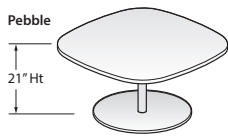
# Planes Table — Disc Base



TARN-NDN  
Class TA1



TARQ-NDN  
Class TA1



TARP-NDN  
Class TA1

## Features

- High-Pressure Laminate (HPL) top with knife edge or 3mm edgeband edges or wood veneer top with 3mm wood edgeband or knife edge.
- Includes 1.18" (30mm) thick standard top, base and hardware.
- Fixed table height options are 21" (533mm), 29" (737mm) and 41" (1041mm).
- Ships unassembled.

## Specification Tips

- Base Sizes:  
 -30" (762mm) and 36" (914mm) tops include 21" (533mm) disc base.  
 -42" (1067mm) and 48" (1219mm) tops include 27" (686mm) disc base.

## To Order, Specify:

1) Product number, including:

### 1 Surface Options:

**L** Laminate

**W** Wood

### 2 Edge Options:

Laminate:

**J** Edgeband

**F** Knife

Wood:

**K** Edgeband

**U** Knife

2) Laminate surface color or Wood finish color.

3) Edge trim color (laminated only).

4) Base trim color.

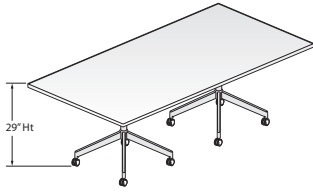
**Note: \$62.43** upcharge list for Metallic and accent trim colors.

# Planes Table — Disc Base

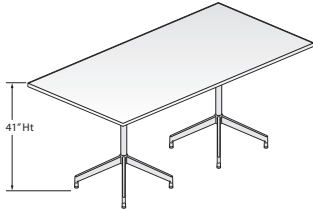
Height	Depth	Width	Number	①②	HPL				Wood				
					A	F	B	F	A	U	B	U	
					J	F	J	F	K	U	K	U	
<b>Round</b>													
21"(533mm)	30"(762mm)	30"(762mm)	TARN-3030-	■	SNDN2A	\$1284.00	\$ 1551.19	\$1376.41	\$ 1643.60	\$ 1758.10	\$2029.97	\$ 1790.37	\$2083.12
	36"(914mm)	36"(914mm)	TARN-3636-	■	SNDN2A	1471.18	1780.13	1583.83	1892.78	2031.17	2428.75	2080.34	2509.87
	42"(1067mm)	42"(1067mm)	TARN-4242-	■	SNDN2A	1690.56	2041.27	1827.13	2177.84	2347.78	2898.74	2416.53	3012.81
	48"(1219mm)	48"(1219mm)	TARN-4848-	■	SNDN2A	1942.14	2334.61	2106.31	2498.78	2707.93	3440.67	2798.94	3592.72
29"(737mm)	30"(762mm)	30"(762mm)	TARN-3030-	■	SNDN4A	\$1307.45	\$ 1574.64	\$1399.86	\$ 1667.05	\$ 1781.55	\$2053.42	\$ 1813.82	\$ 2106.57
	36"(914mm)	36"(914mm)	TARN-3636-	■	SNDN4A	1494.63	1803.58	1607.28	1916.23	2054.62	2452.20	2103.79	2533.32
	42"(1067mm)	42"(1067mm)	TARN-4242-	■	SNDN4A	1714.01	2064.72	1850.58	2201.29	2371.23	2922.19	2439.98	3036.26
	48"(1219mm)	48"(1219mm)	TARN-4848-	■	SNDN4A	1965.59	2358.06	2129.76	2522.23	2731.38	3464.12	2822.39	3616.17
41"(1041mm)	30"(762mm)	30"(762mm)	TARN-3030-	■	SNDN7A	\$1330.92	\$ 1598.11	\$1423.33	\$ 1690.52	\$ 1805.02	\$2076.89	\$ 1837.29	\$ 2130.04
	36"(914mm)	36"(914mm)	TARN-3636-	■	SNDN7A	1518.10	1827.05	1630.75	1939.70	2078.09	2475.67	2127.26	2556.79
	42"(1067mm)	42"(1067mm)	TARN-4242-	■	SNDN7A	1737.48	2088.19	1874.05	2224.76	2394.70	2945.66	2463.45	3059.73
	48"(1219mm)	48"(1219mm)	TARN-4848-	■	SNDN7A	1989.06	2381.53	2153.23	2545.70	2754.85	3487.59	2845.86	3639.64
<b>Square</b>													
21"(533mm)	30"(762mm)	30"(762mm)	TARQ-3030-	■	SNDN2A	\$ 1281.43	\$ 1539.02	\$1373.84	\$ 1631.43	\$ 1756.73	\$ 1889.79	\$ 1789.00	\$ 1931.41
	36"(914mm)	36"(914mm)	TARQ-3636-	■	SNDN2A	1468.37	1765.80	1581.02	1878.45	2029.80	2260.81	2078.97	2328.09
	42"(1067mm)	42"(1067mm)	TARQ-4242-	■	SNDN2A	1687.51	2024.78	1824.08	2161.35	2346.41	2703.67	2415.16	2801.65
	48"(1219mm)	48"(1219mm)	TARQ-4848-	■	SNDN2A	1938.85	2315.96	2103.02	2480.13	2706.56	3217.20	2797.57	3350.81
29"(737mm)	30"(762mm)	30"(762mm)	TARQ-3030-	■	SNDN4A	\$1304.88	\$ 1562.47	\$ 1397.29	\$ 1654.88	\$ 1780.18	\$ 1913.24	\$ 1812.45	\$ 1954.86
	36"(914mm)	36"(914mm)	TARQ-3636-	■	SNDN4A	1491.82	1789.25	1604.47	1901.90	2053.25	2284.26	2102.42	2351.54
	42"(1067mm)	42"(1067mm)	TARQ-4242-	■	SNDN4A	1710.96	2048.23	1847.53	2184.80	2369.86	2727.12	2438.61	2825.10
	48"(1219mm)	48"(1219mm)	TARQ-4848-	■	SNDN4A	1962.30	2339.41	2126.47	2503.58	2730.01	3240.65	2821.02	3374.26
41"(1041mm)	30"(762mm)	30"(762mm)	TARQ-3030-	■	SNDN7A	\$1328.35	\$ 1585.94	\$1420.76	\$ 1678.35	\$ 1803.65	\$ 1936.71	\$ 1835.92	\$ 1978.33
	36"(914mm)	36"(914mm)	TARQ-3636-	■	SNDN7A	1515.29	1812.72	1627.94	1925.37	2076.72	2307.73	2125.89	2375.01
	42"(1067mm)	42"(1067mm)	TARQ-4242-	■	SNDN7A	1734.43	2071.70	1871.00	2208.27	2393.33	2750.59	2462.08	2848.57
	48"(1219mm)	48"(1219mm)	TARQ-4848-	■	SNDN7A	1985.77	2362.88	2149.94	2527.05	2753.48	3264.12	2844.49	3397.73
<b>Pebble</b>													
21"(533mm)	30"(762mm)	30"(762mm)	TARP-3030-	■	SNDN2A	\$1282.80	\$ 1540.39	\$1375.21	\$ 1632.80	\$ 1758.10	\$ 1891.16	\$ 1790.37	\$ 1932.78
	36"(914mm)	36"(914mm)	TARP-3636-	■	SNDN2A	1469.74	1767.17	1582.39	1879.82	2031.17	2262.18	2080.34	2329.46
	42"(1067mm)	42"(1067mm)	TARP-4242-	■	SNDN2A	1688.88	2026.15	1825.45	2162.72	2347.78	2705.04	2416.53	2803.02
	48"(1219mm)	48"(1219mm)	TARP-4848-	■	SNDN2A	1940.22	2317.33	2104.39	2481.50	2707.93	3218.57	2798.94	3352.18
29"(737mm)	30"(762mm)	30"(762mm)	TARP-3030-	■	SNDN4A	\$1306.25	\$ 1563.84	\$1398.66	\$ 1656.25	\$ 1781.55	\$ 1914.61	\$ 1813.82	\$ 1956.23
	36"(914mm)	36"(914mm)	TARP-3636-	■	SNDN4A	1493.19	1790.62	1605.84	1903.27	2054.62	2285.63	2103.79	2352.91
	42"(1067mm)	42"(1067mm)	TARP-4242-	■	SNDN4A	1712.33	2049.60	1848.90	2186.17	2371.23	2728.49	2439.98	2826.47
	48"(1219mm)	48"(1219mm)	TARP-4848-	■	SNDN4A	1963.67	2340.78	2127.84	2504.95	2731.38	3242.02	2822.39	3375.63
41"(1041mm)	30"(762mm)	30"(762mm)	TARP-3030-	■	SNDN7A	\$1329.72	\$ 1587.31	\$1422.13	\$ 1679.72	\$ 1805.02	\$ 1938.08	\$ 1837.29	\$ 1979.70
	36"(914mm)	36"(914mm)	TARP-3636-	■	SNDN7A	1516.66	1814.09	1629.31	1926.74	2078.09	2309.10	2127.26	2376.38
	42"(1067mm)	42"(1067mm)	TARP-4242-	■	SNDN7A	1735.80	2073.07	1872.37	2209.64	2394.70	2751.96	2463.45	2849.94
	48"(1219mm)	48"(1219mm)	TARP-4848-	■	SNDN7A	1987.14	2364.25	2151.31	2528.42	2754.85	3265.49	2845.86	3399.10

# Planes Table — Dual X Base

## Rectangle



TARA-XC



TARA-XG  
Class TA1

### Features

- High-Pressure Laminate (HPL) top with knife edge or 3mm edgeband edges or wood veneer top with 3mm wood edgeband or knife edge. Edgeband tops are 3mm on user edge and 1mm on remaining edges.
- Includes 1.18" (30mm) thick standard top, bases and hardware.
- Fixed table height options are 29" (737mm) and 41" (1041mm).
- Casters (two locking/two non-locking) are available with: Light platinum or fog hub with graphite tread, or black hub with black tread.
- Glides available in graphite only and provide 0.5" (13mm) adjustment.
- Casters and glides are not interchangeable.
- Power modules are available for field installation; separately specified. Refer to Specification Guide.
- Ships unassembled.

### Specification Tips

- Cutouts are designed for single sided flip top units.
- The following Planes products are separately specified:
  - Power modules
  - Grommet (field cut opening)
  - Wire Management

### To Order, Specify:

1) Product number, including:

**1 Surface Options:**

- L** Laminate
- W** Wood

**2 Edge Options:**

Laminate:

- J** Edgeband
- F** Knife

Wood:

- K** Edgeband
- U** Knife

**3 Cutout:**

- N** No Cutout
- F** Center, Single-Sided/  
4 outlets (add **\$45.40** list)
- J** Center, Single-Sided/  
6 outlets (add **\$45.40** list)

**4 Base:**

- C** Caster
- G** Glide (add **\$187.62** list)

**5 Base Material:**

- A** Painted
- B** Polished (add **\$766.15** list)

- 2) Laminate surface color or wood finish color.
- 3) Edge trim color (laminate only).
- 4) Base trim color.
- 5) Caster color.

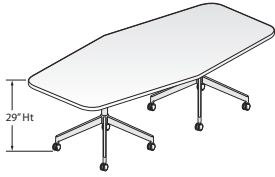
**Note:** **\$62.43** upcharge list for Metallic and accent trim colors.






# Planes Table — Dual X Base

## Hexagon



TARX-XC



TARX-XG  
Class TA1

### Features

- High-Pressure Laminate (HPL) top with knife edge or 3mm edgeband edges or wood veneer top with 3mm wood edgeband or knife edge. Edgeband tops are 3mm on user edge and 1mm on remaining edges.
- Includes 1.18" (30mm) thick standard top, bases and hardware.
- Fixed table height options are 29" (737mm) and 41" (1041mm).
- Casters (two locking/two non-locking) are available with: Light platinum or fog hub with graphite tread, or black hub with black tread.
- Glides available in graphite only and provide 0.5" (13mm) adjustment.
- Casters and glides are not interchangeable.
- Power modules are available for field installation; separately specified. Refer to Specification Guide.
- Ships unassembled.

### Specification Tips

- Cutouts are designed for single sided flip top units.
- The following Planes products are separately specified:
  - Power modules
  - Grommet (field cut opening)
  - Wire Management

### To Order, Specify:

1) Product number, including:

#### 1 Surface Options:

**L** Laminate

**W** Wood

#### 2 Edge Options:

Laminate:

**J** Edgeband

**F** Knife

Wood:

**K** Edgeband

**U** Knife

#### 3 Cutout:

**N** No Cutout

**F** Center, Single-Sided/  
4 outlets (add **\$45.40** list)

**J** Center, Single-Sided/  
6 outlets (add **\$45.40** list)

#### 4 Base:

**C** Caster

**G** Glide (add **\$187.62** list)

#### 5 Base Material:

**A** Painted

**B** Polished (add **\$766.15** list)

2) Laminate surface color or wood finish color.

3) Edge trim color (laminate only).

4) Base trim color.


5) Caster color.

**Note: \$62.43** upcharge list for Metallic and accent trim colors.

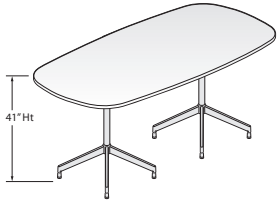


# Planes Table — Dual X Base

## Pebble



TARP-XC



TARP-XG  
Class TA1

### Features

- High-Pressure Laminate (HPL) top with knife edge or 3mm edgeband edges or wood veneer top with 3mm wood edgeband or knife edge. Edgeband tops are 3mm on user edge and 1mm on remaining edges.
- Includes 1.18" (30mm) thick standard top, bases and hardware.
- Fixed table height options are 29" (737mm) and 41" (1041mm).
- Casters (two locking/two non-locking) are available with: Light platinum or fog hub with graphite tread, or black hub with black tread.
- Glides available in graphite only and provide 0.5" (13mm) adjustment.
- Casters and glides are not interchangeable.
- Power modules are available for field installation; separately specified. Refer to Specification Guide.
- Ships unassembled.

### Specification Tips

- Cutouts are designed for single sided flip top units.
- The following Planes products are separately specified:
  - Power modules
  - Grommet (field cut opening)
  - Wire Management

### To Order, Specify:

1) Product number, including:

#### 1 Surface Options:

- L** Laminate
- W** Wood

#### 2 Edge Options:

Laminate:

- J** Edgeband
- F** Knife

Wood:

- K** Edgeband
- U** Knife

#### 3 Cutout:

- N** No Cutout
- F** Center, Single-Sided/  
4 outlets (add **\$45.40** list)
- J** Center, Single-Sided/  
6 outlets (add **\$45.40** list)

#### 4 Base:

- C** Caster
- G** Glide (add **\$187.62** list)

#### 5 Base Material:

- A** Painted
- B** Polished (add **\$766.15** list)

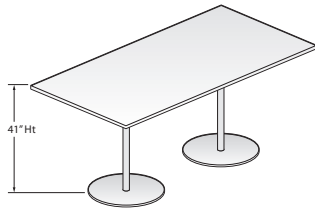
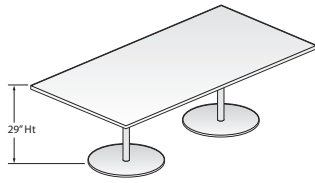
- 2) Laminate surface color or wood finish color.
- 3) Edge trim color (laminate only).
- 4) Base trim color.
- 5) Caster color.

**Note:** **\$62.43** upcharge list for Metallic and accent trim colors.



# Planes Table — Dual Disc Base

## Rectangle



TARA-D  
Class TA1

### Features

- High-Pressure Laminate (HPL) top with knife edge or 3mm edgeband edges or wood veneer top with 3mm wood edgeband or knife edge. Edgeband tops are 3mm on user edge and 1mm on remaining edges.
- Includes 1.18" (30mm) thick standard top, bases and hardware.
- Fixed table height options are 29" (737mm) and 41" (1041mm).
- Power modules are available for field installation; separately specified. Refer to Specification Guide.
- Ships unassembled.

### Specification Tips

- Cutouts are designed for single sided flip top units.
- The following Planes products are separately specified:
  - Power modules
  - Grommet (field cut opening)
  - Wire Management

### To Order, Specify:

1) Product number, including:

**1 Surface Options:**

**L** Laminate

**W** Wood

**2 Edge Options:**

Laminate:

**J** Edgeband

**F** Knife

Wood:

**K** Edgeband

**U** Knife

**3 Cutout:**

**N** No Cutout

**F** Center, Single-Sided/  
4 outlets (add **\$45.40** list)

**J** Center, Single-Sided/  
6 outlets (add **\$45.40** list)

2) Laminate surface color or wood finish color.

3) Edge trim color (laminated only).

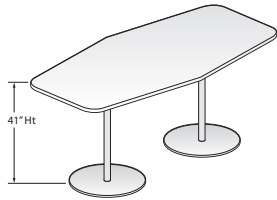
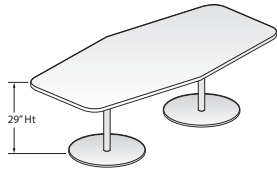
4) Base trim color.

**Note: \$62.43** upcharge list for Metallic and accent trim colors.



# Planes Table — Dual Disc Base

## Hexagon



TARX-D  
Class TA1

### Features

- High-Pressure Laminate (HPL) top with knife edge or 3mm edgeband edges or wood veneer top with 3mm wood edgeband or knife edge. Edgeband tops are 3mm on user edge and 1mm on remaining edges.
- Includes 1.18" (30mm) thick standard top, bases and hardware.
- Fixed table height options are 29" (737mm) and 41" (1041mm).
- Power modules are available for field installation; separately specified. Refer to Specification Guide.
- Ships unassembled.

### Specification Tips

- Cutouts are designed for single sided flip top units.
- The following Planes products are separately specified:
  - Power modules
  - Grommet (field cut opening)
  - Wire Management

### To Order, Specify:

1) Product number, including:

#### 1 Surface Options:

**L** Laminate

**W** Wood

#### 2 Edge Options:

Laminate:

**J** Edgeband

**F** Knife

Wood:

**K** Edgeband

**U** Knife

#### 3 Cutout:

**N** No Cutout

**F** Center, Single-Sided/  
4 outlets (add **\$45.40** list)

**J** Center, Single-Sided/  
6 outlets (add **\$45.40** list)

2) Laminate surface color or wood finish color.

3) Edge trim color (laminate only).

4) Base trim color.

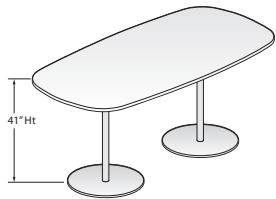

**Note: \$62.43** upcharge list for Metallic and accent trim colors.





# Planes Table — Dual Disc Base

## Pebble



TARP-D  
Class TA1

### Features

- High-Pressure Laminate (HPL) top with knife edge or 3mm edgeband edges or wood veneer top with 3mm wood edgeband or knife edge. Edgeband tops are 3mm on user edge and 1mm on remaining edges.
- Includes 1.18" (30mm) thick standard top, bases and hardware.
- Fixed table height options are 29" (737mm) and 41" (1041mm).
- Power modules are available for field installation; separately specified. Refer to Specification Guide.
- Ships unassembled.

### Specification Tips

- Cutouts are designed for single sided flip top units.
- The following Planes products are separately specified:
  - Power modules
  - Grommet (field cut opening)
  - Wire Management

### To Order, Specify:

1) Product number, including:

#### 1 Surface Options:

**L** Laminate

**W** Wood

#### 2 Edge Options:

Laminate:

**J** Edgeband

**F** Knife

Wood:

**K** Edgeband

**U** Knife

#### 3 Cutout:

**N** No Cutout

**F** Center, Single-Sided/  
4 outlets (add **\$45.40** list)

**J** Center, Single-Sided/  
6 outlets (add **\$45.40** list)

2) Laminate surface color or wood finish color.

3) Edge trim color (laminate only).

4) Base trim color.

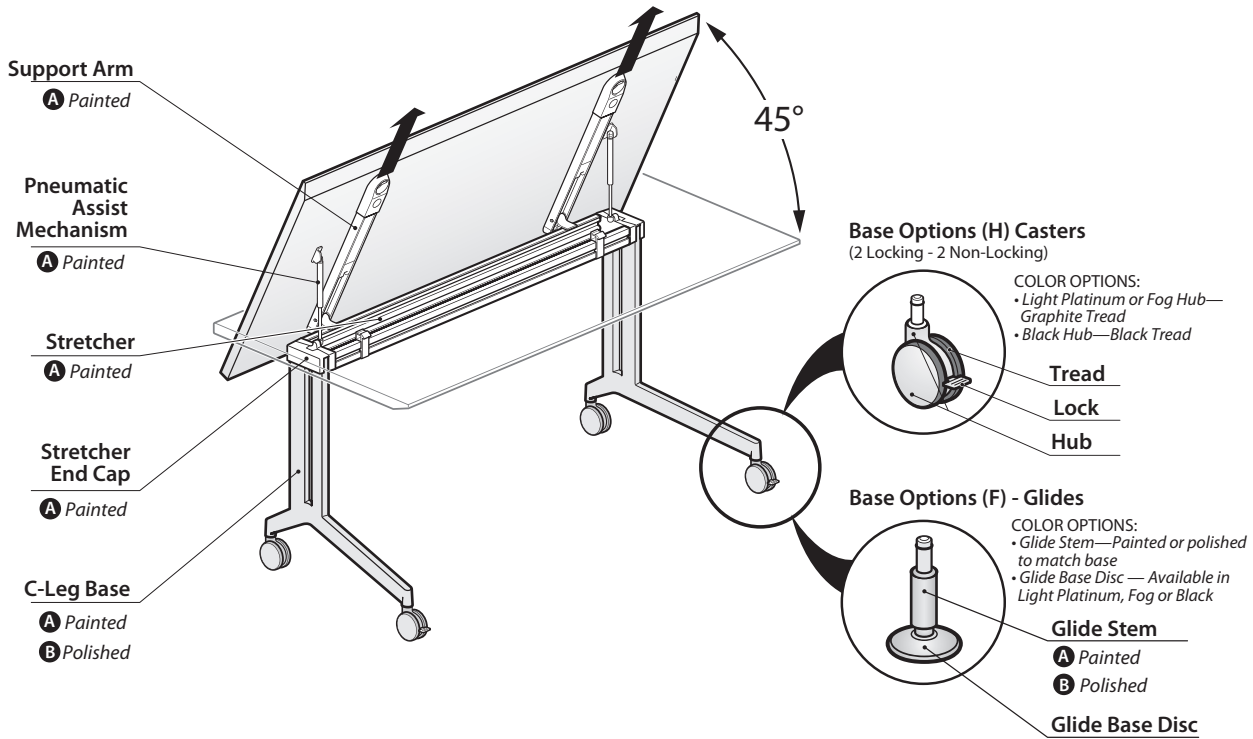
**Note: \$62.43** upcharge list for Metallic and accent trim colors.



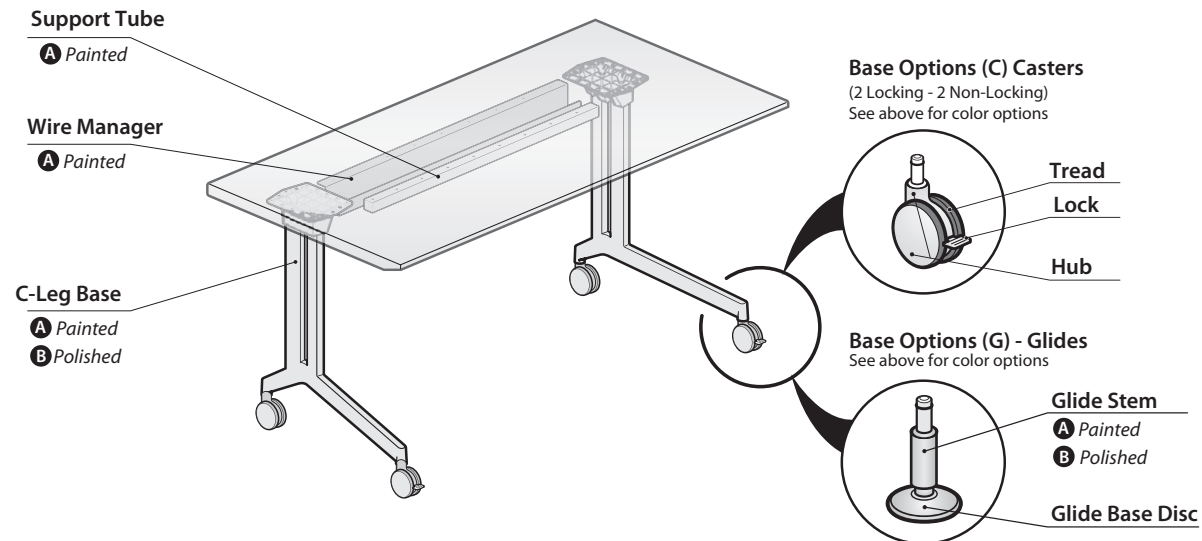
# Planes Training Table

## Terminology

### Flip Top Table



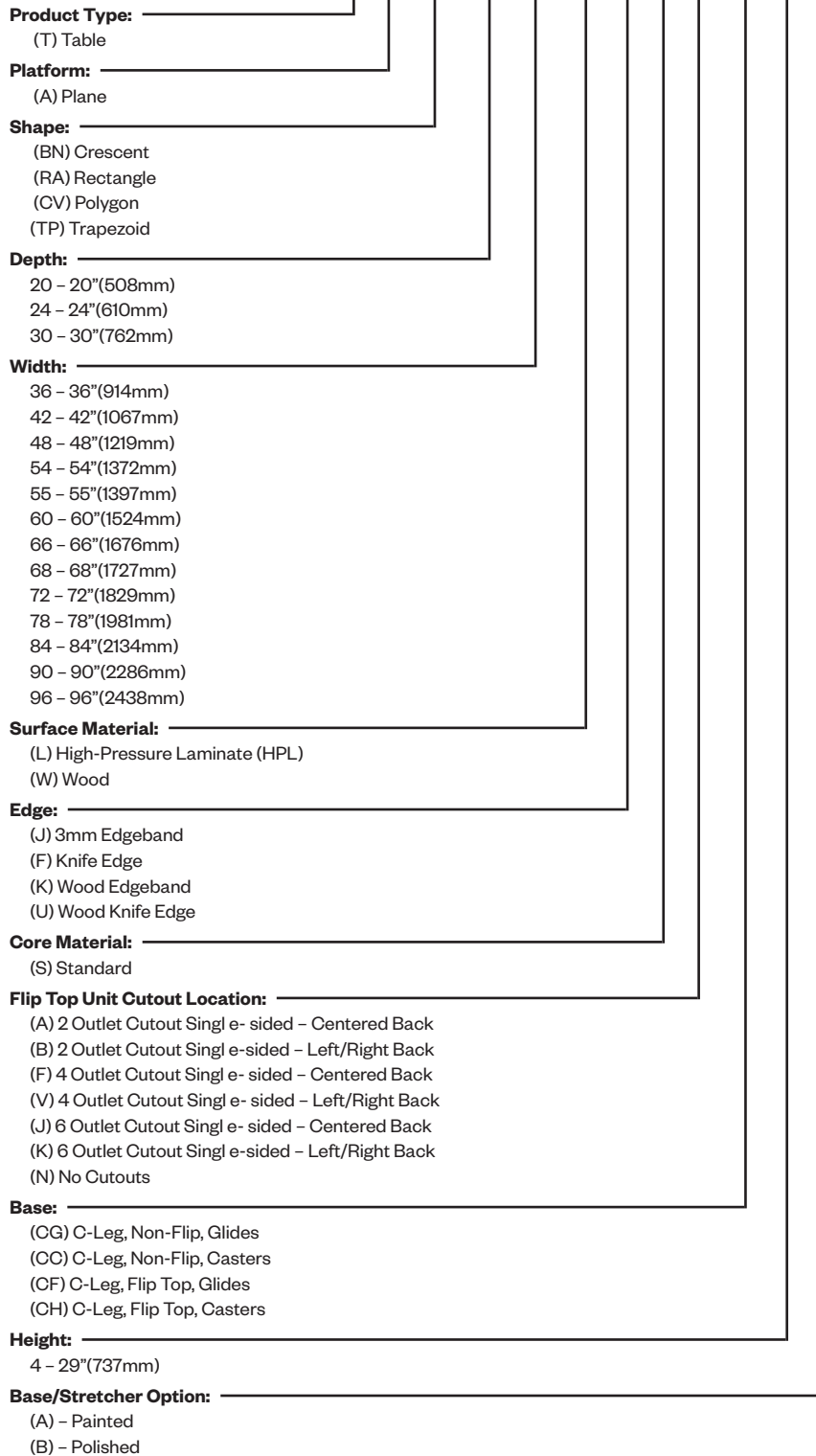
### Non-Flip Top Table



# Planes Training Table

## Catalog Logic

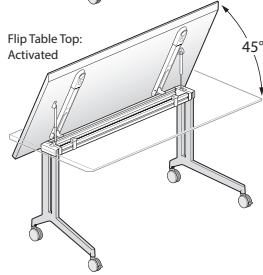
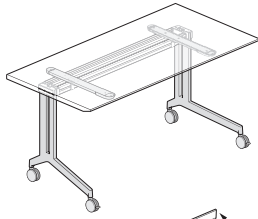
T A RA - 24 60 - W K S N CH 4 A



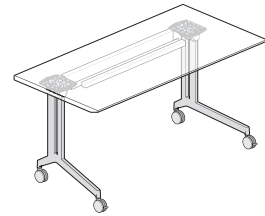
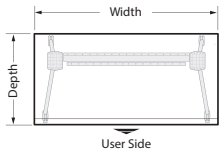
# Planes Training Table

## Rectangular

### Flip Top Table



### Non-Flip Top Table



TARA  
Class TA1



#### Features

- Includes 1.18" (30mm) thick top, two C-Leg bases, stretcher and hardware.
- Standard table height is 29" (737mm).
- High-Pressure Laminate Top (HPL) or wood veneer top with 3mm edgeband on user edge and 1mm edgeband on remaining sides, or knife edge on user edge and 1mm edgeband on sides and back.
- Reinforcement bar included with 72" (1829mm) or greater tops.
- Base Options:
  - Flip Top Table with casters (H) or with glides (F).
  - Non-flip Top Table with casters (C) or with glides (G).
- Flip Top Table:
  - Table top flips from horizontal to vertical position via pneumatic assist mechanism activated by two finger pulls.
  - Tables nest when flipped to vertical position. Refer to Specification Guide for details.
- Base and Stretcher Finish Options:
  - (A) Painted aluminum C-leg bases, glide stem and stretcher. Stretcher end caps and support arms or stretcher brackets match base trim color. (Specify trim color.
  - (B) Polished aluminum C-leg bases and glide stem. Stretcher and support arms or stretcher brackets are painted and require a trim color specification.
- Flip Top Unit Cutout Options include:
  - One cutout centered along back edge, or
  - One left and one right cutout along back edge.
- Optional casters or glides are field interchangeable:
  - Casters (two locking/two non-locking) are available with: Light platinum or fog hub with graphite tread, or black hub with black tread.
- Optional glides (four) are available in light platinum, fog or black with 0.5" (13mm) height adjustment.
  - Glide stem is painted or polished to match base; glide base disc color must be specified.
- Depth and width shown in nominal dimensions.
- Ships unassembled.

#### Specification Tip

- The following Planes products are separately specified:
  - Ganging Mechanism - Required for use with powered tables.
  - Flip Top Unit electrical modules
  - Electrical Components
  - Grommet (field cut opening)
  - Modesty Panel
  - Vertical Wire Manager
  - Horizontal Wire Manager
  - Wire Management Clips

#### To Order, Specify:

1) Product number, including:

#### 1 Surface Options:

- L** Laminate
- W** Wood

#### 2 Edge Options:

Laminate:

- J** Edgeband
- F** Knife

Wood:

- K** Edgeband
- U** Knife

#### 3 Flip Top Unit Cutout Options by Width:

36" (914mm) - 54" (1372mm)

(Options: A, F, J, N)

60" (1524mm) - 96" (2438mm)

(Options: A, B, F, V, J, K, N)

- N** No cutout
- A** 2 outlet cutout - centered back (add **\$45.40** list)
- B** 2 outlet cutout - left and right back (add **\$90.80** list)
- F** 4 outlet cutout - centered back (add **\$45.40** list)
- V** 4 outlet cutout - left and right back (add **\$90.80** list)
- J** 6 outlet cutout - centered back (add **\$45.40** list)
- K** 6 outlet cutout - left and right back (add **\$90.80** list)

#### 4 Base Options (Flip/Non-Flip):

- H** Flip Top Table: Casters (add **\$250.93** list)
- F** Flip Top Table: Glides (add **\$357.30** list)
- C** Non-flip Top Table: Casters
- G** Non-flip Top Table: Glides (add **\$106.38** list)

#### 5 Base/Stretcher Finish Options:

- A** Painted
- B** Polished (add **\$746.69**, must specify trim color for stretcher)

- 2) Laminate surface or wood finish color.
- 3) Edge trim color (laminite only).
- 4) Base/Stretcher trim color.
- 5) Caster/Glide Base Disc trim color.

**Note:** **\$62.43** upcharge list for Metallic and accent trim colors.

# Planes Training Table

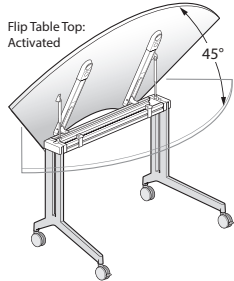
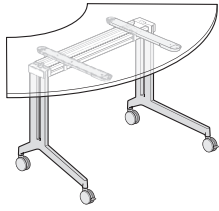
## Rectangular

Depth	Width	Distributed Load Capacity	Number	① ② ③ ④ ⑤	HPL				Wood			
					A	F	B	F	A	U	B	U
					J	F	J	F	K	U	K	U
<b>Flip Top Tables</b>												
24"(610mm)	36"(914mm)	144	TARA-2436-	S C 4	\$ 1129.41	\$ 1383.49	\$ 1174.84	\$ 1428.92	\$ 1459.17	\$ 1698.85	\$ 1469.81	\$ 1750.29
	42"(1067mm)	158	TARA-2442-	S C 4	1310.52	1584.28	1363.47	1637.23	1669.80	1927.72	1683.52	1986.32
	48"(1219mm)	173	TARA-2448-	S C 4	1491.63	1785.07	1552.10	1845.54	1880.43	2156.59	1897.23	2222.35
	54"(1372mm)	187	TARA-2454-	S C 4	1672.74	1985.86	1740.73	2053.85	2091.06	2385.46	2110.94	2458.38
	60"(1524mm)	202	TARA-2460-	S C 4	1853.85	2186.65	1929.36	2262.16	2301.69	2614.33	2324.65	2694.41
	66"(1676mm)	216	TARA-2466-	S C 4	2034.96	2387.44	2117.99	2470.47	2512.32	2843.20	2538.36	2930.44
	72"(1829mm)	230	TARA-2472-	S C 4	2216.07	2588.23	2306.62	2678.78	2722.95	3072.07	2752.07	3166.47
30"(762mm)	36"(914mm)	158	TARA-3036-	S C 4	\$ 1283.11	\$ 1556.87	\$ 1339.82	\$ 1613.58	\$ 1640.47	\$ 1898.39	\$ 1655.31	\$ 1958.11
	42"(1067mm)	173	TARA-3042-	S C 4	1475.41	1768.85	1541.52	1834.96	1861.33	2137.49	1879.81	2204.93
	48"(1219mm)	187	TARA-3048-	S C 4	1667.71	1980.83	1743.22	2056.34	2082.19	2376.59	2104.31	2451.75
	54"(1372mm)	202	TARA-3054-	S C 4	1860.01	2192.81	1944.92	2277.72	2303.05	2615.69	2328.81	2698.57
	60"(1524mm)	216	TARA-3060-	S C 4	2052.31	2404.79	2146.62	2499.10	2523.91	2854.79	2553.31	2945.39
	66"(1676mm)	230	TARA-3066-	S C 4	2244.61	2616.77	2348.32	2720.48	2744.77	3093.89	2777.81	3192.21
	72"(1829mm)	245	TARA-3072-	S C 4	2436.91	2828.75	2550.02	2941.86	2965.63	3332.99	3002.31	3439.03
<b>Non-Flip Top Tables</b>												
20"(508mm)	36"(914mm)	134	TARA-2036-	S C 4	\$ 1082.25	\$ 1323.21	\$ 1120.16	\$ 1361.12	\$ 1393.61	\$ 1621.13	\$ 1401.45	\$ 1667.05
	42"(1067mm)	149	TARA-2042-	S C 4	1252.17	1512.81	1295.72	1556.36	1594.01	1839.77	1604.37	1892.29
	48"(1219mm)	163	TARA-2048-	S C 4	1433.28	1713.60	1484.35	1764.67	1804.64	2068.64	1818.08	2128.32
	54"(1372mm)	178	TARA-2054-	S C 4	1603.20	1903.20	1659.91	1959.91	2005.04	2287.28	2021.00	2353.56
	60"(1524mm)	192	TARA-2060-	S C 4	1773.12	2092.80	1835.47	2155.15	2205.44	2505.92	2223.92	2578.80
	66"(1676mm)	206	TARA-2066-	S C 4	1954.23	2293.59	2024.10	2363.46	2416.07	2734.79	2437.63	2814.83
	72"(1829mm)	221	TARA-2072-	S C 4	2124.15	2483.19	2199.66	2558.70	2616.47	2953.43	2640.55	3040.07
	78"(1981mm)	235	TARA-2078-	S C 4	2358.76	2737.48	2439.91	2818.63	2881.56	3236.76	2908.16	3330.00
	84"(2134mm)	250	TARA-2084-	S C 4	2549.82	2948.22	2638.49	3036.89	3102.14	3475.58	3131.82	3575.98
	90"(2286mm)	264	TARA-2090-	S C 4	2729.69	3147.77	2824.00	3242.08	3312.49	3704.17	3344.69	3811.17
	96"(2438mm)	278	TARA-2096-	S C 4	2909.56	3347.32	3009.51	3447.27	3522.84	3932.76	3557.56	4046.36
24"(610mm)	36"(914mm)	144	TARA-2436-	S C 4	\$ 1129.41	\$ 1383.49	\$ 1174.84	\$ 1428.92	\$ 1459.17	\$ 1698.85	\$ 1469.81	\$ 1750.29
	42"(1067mm)	158	TARA-2442-	S C 4	1310.52	1584.28	1363.47	1637.23	1669.80	1927.72	1683.52	1986.32
	48"(1219mm)	173	TARA-2448-	S C 4	1491.63	1785.07	1552.10	1845.54	1880.43	2156.59	1897.23	2222.35
	54"(1372mm)	187	TARA-2454-	S C 4	1672.74	1985.86	1740.73	2053.85	2091.06	2385.46	2110.94	2458.38
	60"(1524mm)	202	TARA-2460-	S C 4	1853.85	2186.65	1929.36	2262.16	2301.69	2614.33	2324.65	2694.41
	66"(1676mm)	216	TARA-2466-	S C 4	2034.96	2387.44	2117.99	2470.47	2512.32	2843.20	2538.36	2930.44
	72"(1829mm)	230	TARA-2472-	S C 4	2216.07	2588.23	2306.62	2678.78	2722.95	3072.07	2752.07	3166.47
	78"(1981mm)	245	TARA-2478-	S C 4	2461.87	2853.71	2559.94	2951.78	2998.27	3365.63	3030.47	3467.19
	84"(2134mm)	259	TARA-2484-	S C 4	2652.93	3064.45	2758.52	3170.04	3218.85	3604.45	3254.13	3713.17
	90"(2286mm)	274	TARA-2490-	S C 4	2843.99	3275.19	2957.10	3388.30	3439.43	3843.27	3477.79	3959.15
	96"(2438mm)	288	TARA-2496-	S C 4	3035.05	3485.93	3155.68	3606.56	3660.01	4082.09	3701.45	4205.13
30"(762mm)	36"(914mm)	158	TARA-3036-	S C 4	\$ 1283.11	\$ 1556.87	\$ 1339.82	\$ 1613.58	\$ 1640.47	\$ 1898.39	\$ 1655.31	\$ 1958.11
	42"(1067mm)	173	TARA-3042-	S C 4	1475.41	1768.85	1541.52	1834.96	1861.33	2137.49	1879.81	2204.93
	48"(1219mm)	187	TARA-3048-	S C 4	1667.71	1980.83	1743.22	2056.34	2082.19	2376.59	2104.31	2451.75
	54"(1372mm)	202	TARA-3054-	S C 4	1860.01	2192.81	1944.92	2277.72	2303.05	2615.69	2328.81	2698.57
	60"(1524mm)	216	TARA-3060-	S C 4	2052.31	2404.79	2146.62	2499.10	2523.91	2854.79	2553.31	2945.39
	66"(1676mm)	230	TARA-3066-	S C 4	2244.61	2616.77	2348.32	2720.48	2744.77	3093.89	2777.81	3192.21
	72"(1829mm)	245	TARA-3072-	S C 4	2436.91	2828.75	2550.02	2941.86	2965.63	3332.99	3002.31	3439.03
	78"(1981mm)	259	TARA-3078-	S C 4	2693.90	3105.42	2816.41	3227.93	3251.18	3636.78	3291.50	3750.54
	84"(2134mm)	274	TARA-3084-	S C 4	2896.15	3327.35	3028.06	3459.26	3481.99	3885.83	3525.95	4007.31
	90"(2286mm)	288	TARA-3090-	S C 4	3098.40	3549.28	3239.71	3690.59	3712.80	4134.88	3760.40	4264.08
	96"(2438mm)	302	TARA-3096-	S C 4	3300.65	3771.21	3451.36	3921.92	3943.61	4383.93	3994.85	4520.85

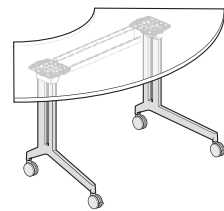
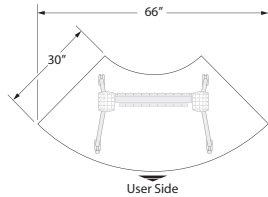
# Planes Training Table

## Crescent

### Flip Top Table



### Non-Flip Top Table



TABN  
Class TA1



#### Features

- Includes 1.18" (30mm) thick top, two C-Leg bases, stretcher and hardware.
- Standard table height is 29" (737mm).
- High-Pressure Laminate Top (HPL) or wood veneer top with 3mm edgeband on user edge and 1mm edgeband on remaining sides, or knife edge on user edge and 1mm edgeband on sides and back.
- Base Options:
  - Flip Top Table with casters (H) or with glides (F).
  - Non-flip Top Table with casters (C) or with glides (G).
- Flip Top Table:
  - Table top flips from horizontal to vertical position via pneumatic assist mechanism activated by two finger pulls.
  - Tables nest when flipped to vertical position. Refer to Specification Guide for details.
- Base and Stretcher Finish Options:
  - (A) Painted aluminum C-leg bases, glide stem and stretcher. Stretcher end caps and support arms or stretcher brackets match base trim color. (Specify trim color)
  - (B) Polished aluminum C-leg bases and glide stem. Stretcher and support arms or stretcher brackets are painted and require a trim color specification.
- Flip Top Unit Cutout Options include:
  - One cutout centered along back edge.
- Optional casters or glides are field interchangeable:
  - Casters (two locking/two non-locking) are available with: Light platinum or fog hub with graphite tread, or black hub with black tread.
- Optional glides (four) are available in light platinum, fog or black with 0.5" (13mm) height adjustment.
  - Glide stem is painted or polished to match base; glide base disc color must be specified.
- Depth and width shown in nominal dimensions.
- Ships unassembled.

#### Specification Tip

- The following Planes products are separately specified:
  - Ganging Mechanism - Required for use with powered tables.
  - Flip Top Unit electrical modules
  - Electrical Components
  - Grommet (field cut opening)
  - Vertical Wire Manager
  - Horizontal Wire Manager
  - Wire Management Clips

#### To Order, Specify:

1) Product number, including:

#### 1 Surface Options:

- L** Laminate
- W** Wood

#### 2 Edge Options:

- Laminate:
- J** Edgeband
  - F** Knife

- Wood:
- K** Edgeband
  - U** Knife

#### 3 Flip Top Unit Cutout Options:

- N** No cutout
- A** 2 outlet cutout - centered back (add **\$45.40** list)
- F** 4 outlet cutout - centered back (add **\$45.40** list)
- J** 6 outlet cutout - centered back (add **\$45.40** list)

#### 4 Base Options (Flip/Non-Flip):

- H** Flip Top Table: Casters (add **\$250.93** list)
- F** Flip Top Table: Glides (add **\$357.30** list)
- C** Non-flip Top Table: Casters
- G** Non-flip Top Table: Glides (add **\$106.38** list)

#### 5 Base/Stretcher Finish Options:

- A** Painted
- B** Polished (add **\$746.69**, must specify trim color for stretcher)

- Laminate surface or wood finish color.
- Edge trim color (laminate only).
- Base/Stretcher trim color.
- Caster/Glide Base Disc trim color.

**Note:** **\$62.43** upcharge list for Metallic and accent trim colors.

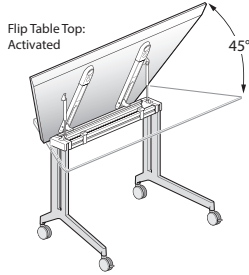
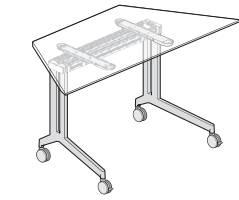
Depth	Width	Number						HPL		Wood				
			1	2	3	4	5	A	F	A	B	K	U	
30" (762mm)	68" (1727mm)	TABN-3068-	S	C	4		J	F	J	F	K	U	K	U
							\$2214.18	\$2592.90	\$2320.20	\$2698.92	\$2779.01	\$3134.21	\$2825.22	\$3247.06



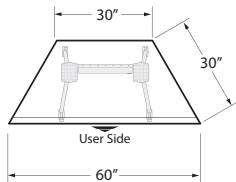
# Planes Training Table

## Trapezoid

### Flip Top Table



### Non-Flip Top Table



TATP  
Class TA1



### Features

- Includes 1.18" (30mm) thick top, two C-Leg bases, stretcher and hardware.
- Standard table height is 29" (737mm).
- High-Pressure Laminate Top (HPL) or wood veneer top with 3mm edgeband on user edge and 1mm edgeband on remaining sides, or knife edge on user edge and 1mm edgeband on sides and back.
- Base Options:
  - Flip Top Table with casters (H) or with glides (F).
  - Non-flip Top Table with casters (C) or with glides (G).
- Flip Top Table:
  - Table top flips from horizontal to vertical position via pneumatic assist mechanism activated by two finger pulls.
  - Tables nest when flipped to vertical position. Refer to Specification Guide for details.
- Base and Stretcher Finish Options:
  - (A) Painted aluminum C-leg bases, glide stem and stretcher. Stretcher end caps and support arms or stretcher brackets match base trim color. (Specify trim color)
  - (B) Polished aluminum C-leg bases and glide stem. Stretcher and support arms or stretcher brackets are painted and require a trim color specification.
- Flip Top Unit Cutout Options include:
  - One cutout centered along back edge.
- Optional casters or glides are field interchangeable:
  - Casters (two locking/two non-locking) are available with: Light platinum or fog hub with graphite tread, or black hub with black tread.
  - Optional glides (four) are available in light platinum, fog or black with 0.5" (13mm) height adjustment.
  - Glide stem is painted or polished to match base; glide base disc color must be specified.
- Depth and width shown in nominal dimensions.
- Ships unassembled.

### Specification Tip

- The following Planes products are separately specified:
  - Ganging Mechanism - Required for use with powered tables.
  - Flip Top Unit electrical modules
  - Electrical Components
  - Grommet (field cut opening)
  - Modesty Panel
  - Vertical Wire Manager
  - Horizontal Wire Manager
  - Wire Management Clips

### To Order, Specify:

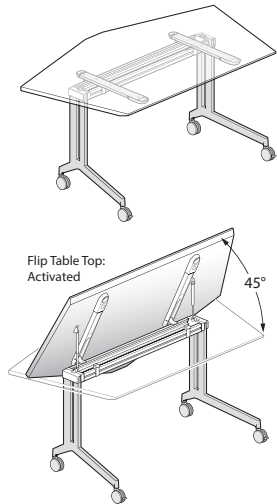
- Product number, including:
    - Surface Options:**
      - L** Laminate
      - W** Wood
    - Edge Options:**
      - Laminate:
        - J** Edgeband
        - F** Knife
      - Wood:
        - K** Edgeband
        - U** Knife
    - Flip Top Unit Cutout Options:**
      - N** No cutout
      - A** 2 outlet cutout - centered back (add **\$45.40** list)
      - F** 4 outlet cutout - centered back (add **\$45.40** list)
      - J** 6 outlet cutout - centered back (add **\$45.40** list)
    - Base Options (Flip/Non-Flip):**
      - H** Flip Top Table: Casters (add **\$250.93** list)
      - F** Flip Top Table: Glides (add **\$357.30** list)
      - C** Non-flip Top Table: Casters
      - G** Non-flip Top Table: Glides (add **\$106.38** list)
    - Base/Stretcher Finish Options:**
      - A** Painted
      - B** Polished (add **\$746.69**, must specify trim color for stretcher)
  - Laminate surface or wood finish color.
  - Edge trim color (laminate only).
  - Base/Stretcher trim color.
  - Caster/Glide Base Disc trim color.
- Note:** **\$62.43** upcharge list for Metallic and accent trim colors.

Depth	Width	Number	HPL					Wood					
			1	2	3	4	5	A	F	B	F	A	U
30" (762mm)	60" (1524mm)	TATP-3060-	S	C	4	J	F	J	F	K	U	K	U
						\$2050.08	\$2402.56	\$2144.85	\$2497.33	\$2572.08	\$2906.56	\$2611.68	\$2953.36

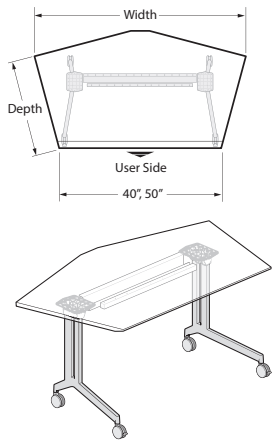
# Planes Training Table

## Polygon

### Flip Top Table



### Non-Flip Top Table



TACV  
Class TA1



#### Features

- Includes 1.18" (30mm) thick top, two C-Leg bases, stretcher and hardware.
  - Standard table height is 29" (737mm).
  - High-Pressure Laminate Top (HPL) or wood veneer top with 3mm edgeband on user edge and 1mm edgeband on remaining sides, or knife edge on user edge and 1mm edgeband on sides and back.
  - Base Options:
    - Flip Top Table with casters (H) or with glides (F).
    - Non-flip Top Table with casters (C) or with glides (G).
  - Flip Top Table:
    - Table top flips from horizontal to vertical position via pneumatic assist mechanism activated by two finger pulls.
    - Tables nest when flipped to vertical position. Refer to Specification Guide for details.
  - Base and Stretcher Finish Options:
    - (A) Painted aluminum C-leg bases, glide stem and stretcher. Stretcher end caps and support arms or stretcher brackets match base trim color. (Specify trim color)
    - (B) Polished aluminum C-leg bases and glide stem. Stretcher and support arms or stretcher brackets are painted and require a trim color specification.
  - Flip Top Unit Cutout Options include:
    - One cutout centered along back edge.
  - Optional casters or glides are field interchangeable:
    - Casters (two locking/two non-locking) are available with: Light platinum or fog hub with graphite tread, or black hub with black tread.
  - Optional glides (four) are available in light platinum, fog or black with 0.5" (13mm) height adjustment.
    - Glide stem is painted or polished to match base; glide base disc color must be specified.
  - Depth and width shown in nominal dimensions.
  - Ships unassembled.
- #### Specification Tip
- The following Planes products are separately specified:
    - Ganging Mechanism - Required for use with powered tables.
    - Flip Top Unit electrical modules
    - Electrical Components
    - Grommet (field cut opening)
    - Modesty Panel
    - Vertical Wire Manager
    - Horizontal Wire Manager
    - Wire Management Clips

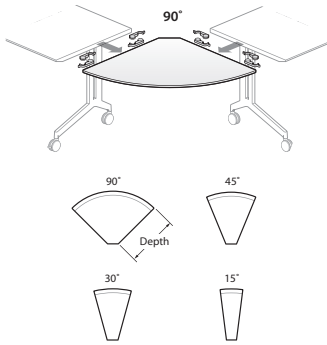
#### To Order, Specify:

- Product number, including:
    - Surface Options:**
      - L** Laminate
      - W** Wood
    - Edge Options:**
      - Laminate:
        - J** Edgeband
        - F** Knife
      - Wood:
        - K** Edgeband
        - U** Knife
    - Flip Top Unit Cutout Options:**
      - N** No cutout
      - A** 2 outlet cutout - centered back (add **\$45.40** list)
      - F** 4 outlet cutout - centered back (add **\$45.40** list)
      - J** 6 outlet cutout - centered back (add **\$45.40** list)
    - Base Options (Flip/Non-Flip):**
      - H** Flip Top Table: Casters (add **\$250.93** list)
      - F** Flip Top Table: Glides (add **\$357.30** list)
      - C** Non-flip Top Table: Casters
      - G** Non-flip Top Table: Glides (add **\$106.38** list)
    - Base/Stretcher Finish Options:**
      - A** Painted
      - B** Polished (add **\$746.69** (must specify trim color for stretcher))
  - Laminate surface or wood finish color.
  - Edge trim color.
  - Base/Stretcher trim color (laminate only).
  - Caster/Glide Base Disc trim color.
- Note:** **\$62.43** upcharge list for Metallic and accent trim colors.

Depth	Width	Number	① ② ③ ④ ⑤	HPL		Wood					
				A	F	B	A	U	B	U	
				J	F	J	F	K	U	K	U
24" (610mm)	55" (1397mm)	TACV-2455-	S C 4	\$1730.61	\$1962.65	\$1896.53	\$2128.57	\$2102.28	\$2362.54	\$2135.47	\$2395.73
30" (762mm)	66" (1676mm)	TACV-3066-	S C 4	2180.32	2513.58	2346.24	2679.50	2774.28	3154.06	2832.37	3212.15

# Planes Training Table

## Pie Connector



TAPC  
Class TA1

### Features

- Includes 1.18"(30mm) thick top and two sets of ganging mechanisms required for support.
- High-Pressure Laminate Top (HPL) or wood veneer top with 3mm edgeband on user edge and 1mm edgeband on remaining sides, or knife edge on user edge and 1mm edgeband on sides and back.
- Depth shown in nominal dimensions.
- Ships unassembled.

### Specification Tips

- Requires two same-depth Planes C-Leg Training Tables for support; separately specified.
- Additional Table Pass-Through Connector may be required based upon application.
- Wire Manager Clips are available if needed; separately specified.

### To Order, Specify:

1) Product number, including:

#### 1 Surface Options:

- L** Laminate
- W** Wood

#### 2 Edge Options:

Laminate:

- J** Edgeband
- F** Knife

Wood:


- K** Edgeband
- U** Knife

2) Laminate surface or wood finish color.

3) Edge trim color (laminite only).

Depth	Number 1 2	HPL		B		Wood		B		U
		A	F	J	F	A	U	K	K	
20"(508mm)	TAPC-2015- SN	\$423.14	\$544.61	\$ 456.33	\$577.80	\$414.83	\$478.54	\$431.43	\$495.14	
	TAPC-2030- SN	456.33	577.80	489.52	610.99	448.02	511.73	464.62	528.33	
	TAPC-2045- SN	489.52	610.99	522.71	644.18	481.21	544.92	497.81	561.52	
	TAPC-2090- SN	555.90	677.37	589.09	710.56	547.59	611.30	564.19	627.90	
24"(610mm)	TAPC-2415- SN	\$522.71	\$644.18	\$555.90	\$ 677.37	\$ 514.40	\$ 578.11	\$ 531.00	\$594.71	
	TAPC-2430- SN	555.90	677.37	589.09	710.56	547.59	611.30	564.19	627.90	
	TAPC-2445- SN	589.09	710.56	622.28	743.75	580.78	644.49	597.38	661.09	
	TAPC-2490- SN	655.47	776.94	688.66	810.13	647.16	710.87	663.76	727.47	
30"(762mm)	TAPC-3015- SN	\$622.28	\$ 743.75	\$655.47	\$ 776.94	\$ 613.97	\$ 677.68	\$630.57	\$694.28	
	TAPC-3030- SN	655.47	776.94	688.66	810.13	647.16	710.87	663.76	727.47	
	TAPC-3045- SN	688.66	810.13	721.85	843.32	680.35	744.06	696.95	760.66	
	TAPC-3090- SN	755.04	876.51	788.23	909.70	746.73	810.44	763.33	827.04	

# Planes Training Table Modesty Panels



TAOM  
Class TA1

### Features

- Includes modesty panel and attachment hardware.
- Modesty Panels are 11.59”(294mm)H (actual) and 0.56”(14mm) thick.
- Modesty Panels are mounted 1.4”(36mm) below the table top to allow for wire pass-through.
- Finish surface is non-tackable.
- Hinged bracket allows for table nesting without modesty panel removal.
- Modesty panel is removable. Modesty bracket snaps into the table brackets. No tools required.
- Screen and hardware are field installed.

### Specification Tip

- Modesty Panels are available for use on Training Tables in shapes/sizes indicated. Refer to Specification Guide for application guidelines.

### To Order, Specify:

1) Product number, including:

**1 Modesty Panel Options:**

**F** Full width (add **\$82.14** list)

**P** Powered Table

2) Surface Colors Options:

Fabric:

-Fabric Color

Laminate:

-Laminate Surface Color

-Edgeband trim color

Wood:

-Wood Finish Color\*

**Note:** Modesty Panel Options:

-(F) Full-width modesty panel will be width of the rectangular table and not for use with tables that are connected with 2-Circuit Modular Power or Quick Connect Two electrical components.

-(P) Must be ordered for tables with 2-Circuit Modular Power or Flip Top Units with Quick Connect Two Power base feed. Modesty Panels are inset 3”(76mm) from each end.

Table Width	Option (P)	Option (F)	Number	1	Fabric						
	Modesty Actual Width	Modesty Actual Width			A	B	C	D	E	F	G
<b>Rectangle</b>											
36”(914mm)	29.5”(749mm)	35.5”(902mm)	TAOM-1336-F	■	\$345.06	\$ 427.20	\$443.68	\$ 463.40	\$ 492.94	\$ 522.53	\$ 558.68
42”(1067mm)	35.5”(902mm)	41.5”(1054mm)	TAOM-1342-F	■	402.57	484.71	501.19	520.91	550.45	580.04	616.19
48”(1219mm)	41.5”(1064mm)	47.5”(1207mm)	TAOM-1348-F	■	460.08	542.22	558.70	578.42	607.96	637.55	673.70
54”(1372mm)	47.5”(1207mm)	53.5”(1359mm)	TAOM-1354-F	■	517.59	599.73	616.21	635.93	665.47	695.06	731.21
60”(1524mm)	53.5”(1369mm)	59.5”(1511mm)	TAOM-1360-F	■	575.10	657.24	673.72	693.44	722.98	752.57	788.72
66”(1676mm)	59.5”(1511mm)	65.5”(1664mm)	TAOM-1366-F	■	632.61	714.75	731.23	750.95	780.49	810.08	846.23
72”(1829mm)	65.5”(1664mm)	71.5”(1816mm)	TAOM-1372-F	■	690.12	772.26	788.74	808.46	838.00	867.59	903.74
78”(1981mm)	71.5”(1816mm)	77.5”(1969mm)	TAOM-1378-F	■	747.63	829.77	846.25	865.97	895.51	925.10	961.25
84”(2134mm)	77.5”(1969mm)	83.5”(2121mm)	TAOM-1384-F	■	805.14	887.28	903.76	923.48	953.02	982.61	1018.76
90”(2286mm)	83.5”(2121mm)	89.5”(2273mm)	TAOM-1390-F	■	862.65	944.79	961.27	980.99	1010.53	1040.12	1076.27
96”(2438mm)	89.5”(2273mm)	95.5”(2426mm)	TAOM-1396-F	■	920.16	1002.30	1018.78	1038.50	1068.04	1097.63	1133.78
<b>Polygon</b>											
55”(1397mm)	41.5”(1054mm)		TAOM-1348-FP		\$460.08	\$ 542.22	\$558.70	\$ 578.42	\$ 607.96	\$ 637.55	\$ 673.70
66”(1676mm)	47.5”(1207mm)	53.5”(1359mm)	TAOM-1354-F	■	517.59	599.73	616.21	635.93	665.47	695.06	731.21
<b>Trapezoid</b>											
60”(1524mm)	28”(711mm)		TAOM-1360-FP		\$575.10	\$ 657.24	\$673.72	\$ 693.44	\$ 722.98	\$ 752.57	\$ 788.72
<b>Half Round</b>											
60”(1524mm)	53.5”(1359mm)	59.5”(1511mm)	TAOM-1360-F	■	\$575.10	\$ 657.24	\$673.72	\$ 693.44	\$ 722.98	\$ 752.57	\$ 788.72

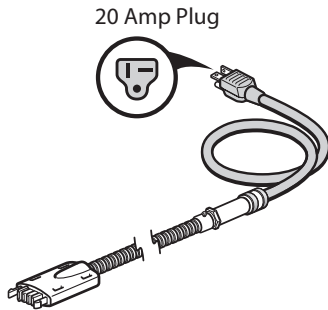
# Planes Training Table Modesty Panels

Table Width	Option (P) Modesty Actual Width	Option (F) Modesty Actual Width	Number ⓘ	HPL A	B
<b>Rectangle</b>					
36"(914mm)	29.5"(749mm)	35.5"(902mm)	TAOM-1336-L	\$ 184.84	\$ 194.20
42"(1067mm)	35.5"(902mm)	41.5"(1054mm)	TAOM-1342-L	213.69	225.39
48"(1219mm)	41.5"(1054mm)	47.5"(1207mm)	TAOM-1348-L	242.54	256.58
54"(1372mm)	47.5"(1207mm)	53.5"(1359mm)	TAOM-1354-L	271.39	287.77
60"(1524mm)	53.5"(1359mm)	59.5"(1511mm)	TAOM-1360-L	300.24	318.96
66"(1676mm)	59.5"(1511mm)	65.5"(1664mm)	TAOM-1366-L	329.09	350.15
72"(1829mm)	65.5"(1664mm)	71.5"(1816mm)	TAOM-1372-L	357.94	381.34
78"(1981mm)	71.5"(1816mm)	77.5"(1969mm)	TAOM-1378-L	386.79	412.53
84"(2134mm)	77.5"(1969mm)	83.5"(2121mm)	TAOM-1384-L	415.64	443.72
90"(2286mm)	83.5"(2121mm)	89.5"(2273mm)	TAOM-1390-L	444.49	474.91
96"(2438mm)	89.5"(2273mm)	95.5"(2426mm)	TAOM-1396-L	473.34	506.10
<b>Polygon</b>					
55"(1397mm)	41.5"(1054mm)		TAOM-1348-LP	\$ 242.54	\$ 256.58
66"(1676mm)	47.5"(1207mm)	53.5"(1359mm)	TAOM-1354-L	271.39	287.77
<b>Trapezoid</b>					
60"(1524mm)	28"(711mm)		TAOM-1360-LP	\$300.24	318.96
<b>Half Round</b>					
60"(1524mm)	53.5"(1359mm)	59.5"(1511mm)	TAOM-1396-L	\$300.24	318.96

Table Width	Option (P) Modesty Actual Width	Option (F) Modesty Actual Width	Number ⓘ	HPL A	B
<b>Rectangle</b>					
36"(914mm)	29.5"(749mm)	35.5"(902mm)	TAOM-1336-W	\$ 528.33	\$ 609.98
42"(1067mm)	35.5"(902mm)	41.5"(1054mm)	TAOM-1342-W	586.08	678.00
48"(1219mm)	41.5"(1054mm)	47.5"(1207mm)	TAOM-1348-W	643.83	746.02
54"(1372mm)	47.5"(1207mm)	53.5"(1359mm)	TAOM-1354-W	701.58	814.04
60"(1524mm)	53.5"(1359mm)	59.5"(1511mm)	TAOM-1360-W	759.33	882.06
66"(1676mm)	59.5"(1511mm)	65.5"(1664mm)	TAOM-1366-W	817.08	950.08
72"(1829mm)	65.5"(1664mm)	71.5"(1816mm)	TAOM-1372-W	874.83	1018.10
78"(1981mm)	71.5"(1816mm)	77.5"(1969mm)	TAOM-1378-W	932.58	1086.12
84"(2134mm)	77.5"(1969mm)	83.5"(2121mm)	TAOM-1384-W	990.33	1154.14
90"(2286mm)	83.5"(2121mm)	89.5"(2273mm)	TAOM-1390-W	1048.08	1222.16
96"(2438mm)	89.5"(2273mm)	95.5"(2426mm)	TAOM-1396-W	1105.83	1290.18
<b>Polygon</b>					
55"(1397mm)	41.5"(1054mm)		TAOM-1348-WP	\$ 643.83	\$ 746.02
66"(1676mm)	47.5"(1207mm)	53.5"(1359mm)	TAOM-1354-W	701.58	814.04
<b>Trapezoid</b>					
60"(1524mm)	28"(711mm)		TAOM-1360-WP	\$ 759.33	\$ 882.06
<b>Half Round</b>					
60"(1524mm)	53.5"(1359mm)	59.5"(1511mm)	TAOM-1360-W	\$ 759.33	\$ 882.06

# Planes Training Table Modular Power Components

## Single Circuit Corded Base Feed — for use with 2-Circuit, 20 Amp



20 Amp Plug

EAEB-2024-2C  
Class TA1



### Feature

- Includes one 24”(610mm) black cord with NEMA 5-20P plug plus a 48”(1219mm) flexible metal conduit (unpainted) with modular male connector standard in black.

### Specification Tips

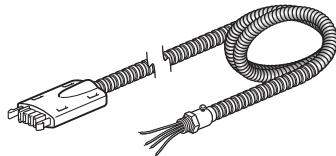
- For use on Planes C-Leg Training Tables only.
- Provides power to circuit one only.
- For use with 120 volt 60 hertz power source only.
- Electric application requires prior approval by authority having jurisdiction.
- Base Feed accesses common ground only.
- Requires a 20 Amp, 125 volt power receptacle (NEMA 5 20-R) for connection to building power (not included).
- Not for use in Canada due to electrical code restrictions.
- Corded Base Feed is PVC free.

### To Order, Specify:

- 1) Product number.  
(No finish specification required.)

Description	Number	Price
20 Amp (USA Only)	EAEB-2024-2C	\$520.93

## Hardwire Modular Base Feed — 2-Circuit



EAEB  
Class TA1



### Feature

- Includes one flexible metal conduit (unpainted) base feed with four 12-gauge wires for up to two 20 Amp circuits of power and one modular male connector standard in black.

### Specification Tips

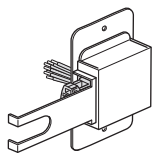
- For 2-circuit modular power components. Do not mix with other systems.
- For use for floor, column or wall hardwire connections.
- For use with 120 volt 60 hertz power source only.
- Electric application requires prior approval by authority having jurisdiction.
- Base Feed accesses common ground only.

### To Order, Specify:

- 1) Product number.  
(No finish specification required.)

Description	Length	Number	Price
20 Amp	48”(1219mm)	EAEB-2048-2H	\$ 156.11
	60”(1524mm)	EAEB-2060-2H	172.53
	72”(1829mm)	EAEB-2072-2H	188.95
	96”(2438mm)	EAEB-2096-2H	221.79
	120”(3048mm)	EAEB-20C0-2H	254.63
	180”(4572mm)	EAEB-20J0-2H	336.73
	240”(6096mm)	EAEB-20Q0-2H	418.83
	300”(7620mm)	EAEB-20W0-2H	500.93

## Wall Feed — 2-Circuit



EAWP-0004-21  
Class TA1



### Features

- Includes one 2-circuit wall feed with female connector and four 12-gauge wires for up to two 20 Amp circuits.
- Standard in black.

### Specification Tips

- For use with 2-Circuit components only. Do not mix with other power systems.
- For use with separately specified 2-circuit Pass-Through Connector.
- For use with 120 volt 60 hertz power source only.
- Electric application requires prior approval by authority having jurisdiction.
- For mounting on vertical surfaces only.


### To Order, Specify:

- 1) Product number.  
(No finish specification required.)

Number	Price
EAWP-0004-21	\$151.18

# Planes Training Table Modular Power Components

## Pass-Through Connector — 2-Circuit



EAEJ  
Class TA1



### Features

- Includes one flexible metal conduit (unpainted) connector with modular male connectors standard in black.
- System is 4-wire with 2 circuits, 20 Amps each.
- Modular connectors are PVC-free.

### Specification Tips

- For use with other 2-Circuit components only. Do not mix with other systems.
- Required for use with wall feed component to bring building power to Planes Training tables or for use to pass power between tables.
- **For use with 120 volt 60 hertz power source only.**
- **Electric application requires prior approval by authority having jurisdiction.**
- Pass-Through Connectors cannot be coupled together; separately specify Four-Port Splitter to connect Pass-Through Connectors.

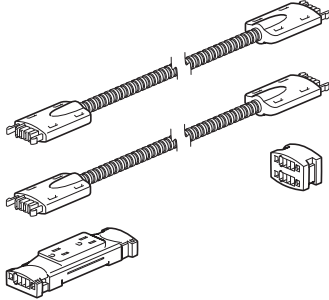
### To Order, Specify:

- 1) Product number. (No finish specification required.)

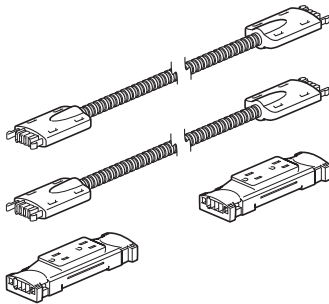
Connector Width	Number	Price
10"(254mm)	EAEJ-0010-2	\$ 95.85
18"(457mm)	EAEJ-0018-2	106.83
24"(610mm)	EAEJ-0024-2	115.06
30"(762mm)	EAEJ-0030-2	123.29
36"(914mm)	EAEJ-0036-2	131.52
42"(1067mm)	EAEJ-0042-2	139.75
48"(1219mm)	EAEJ-0048-2	147.98
54"(1372mm)	EAEJ-0054-2	156.21
60"(1524mm)	EAEJ-0060-2	164.44
66"(1676mm)	EAEJ-0066-2	172.67
72"(1829mm)	EAEJ-0072-2	180.90
78"(1981mm)	EAEJ-0078-2	189.13
96"(2438mm)	EAEJ-0096-2	213.82

# Planes Training Table Modular Power Components

## Modular Power Kits — 2-Circuit



One receptacle



EAEM Two receptacles  
Class TA1



### Features

- Kit with one receptacle includes two Pass-Through Connectors with flexible metal conduit (unpainted) with modular male connectors standard in black, one duplex receptacle (NEMA 5-15R configuration) and one Four-Port Splitter both standard in black.
- Kit with two receptacles includes two Pass-Through Connectors with flexible metal conduit (unpainted) with modular male connectors standard in black and two duplex receptacles (NEMA 5-15R configuration) standard in black.
- Receptacle(s) have two 15 Amp outlets (NEMA 5-15R configuration).
- Kit with one receptacle includes a circuit one receptacle.
- Kit with two receptacles includes a circuit one and a circuit two receptacle.
- Receptacles are circuit specific, accessing only common ground.
- System is 4-wire with 2 circuits; system rated for 20 Amps.
- Components are PVC-free.

### Specification Tips

- **Designed for use with Planes C-Leg Training Tables only.**
- Included Pass-Through Connector is for use with in-line Planes Training Table applications; additional Pass-Through Connectors may be required for non-linear table applications.
- For use with separately specified corded Flip Top Unit.
- Separately specified table ganging mechanisms are required.
- **For use with 120 volt 60 hertz power source only.**
- **Electric application requires prior approval by authority having jurisdiction.**
- Up to 13 duplex receptacles allowed per circuit. (10 duplex receptacles in Canada)
- Up to 26 duplex receptacles per hardwired modular base feed. (20 duplex receptacles in Canada)

### To Order, Specify:

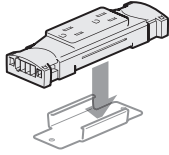
- 1) Product number.  
(No finish specification required.)

Table Width	Number of Receptacles	Number	Price
<b>Rectangle</b>			
36"(914mm)	1	EAEM-3624-2JB	\$453.55
42"(1067mm)	2	EAEM-4224-2JB	460.13
48"(1219mm)	2	EAEM-4824-2JB	466.71
54"(1372mm)	2	EAEM-5424-2JB	473.29
60"(1524mm)	2	EAEM-6024-2JB	479.87
66"(1676mm)	2	EAEM-6624-2JB	486.45
72"(1829mm)	2	EAEM-7224-2JB	493.03
78"(1981mm)	2	EAEM-7824-2JB	499.61
84"(2134mm)	2	EAEM-8424-2JB	506.19
90"(2286mm)	2	EAEM-9024-2JB	512.77
96"(2438mm)	2	EAEM-9624-2JB	519.35
<b>Polygon</b>			
55"(1397mm)	2	EAEM-5524-2JB	\$479.87
66"(1676mm)	2	EAEM-6624-2JBP	486.45
<b>Trapezoid</b>			
60"(1524mm)	2	EAEM-6024-2JBT	\$466.71
<b>Crescent</b>			
68"(1727mm)	2	EAEM-6824-2JB	\$493.03
<b>Half Round</b>			
60"(1524mm)	2	EAEM-6024-2JBH	\$479.87



# Planes Training Table Modular Power Components

## Receptacles — 15 Amp 2-Circuit



EAER  
Class TA1



### Features

- Includes one modular 15 Amp duplex receptacle (NEMA 5-15R) with integral latching system.
- Receptacles are PVC-free and standard in black.

### Specification Tips

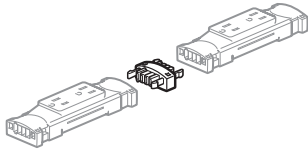
- For use with 2-Circuit components only. Do not mix with other power systems.
- Receptacle(s) are included with Modular Power Kits.
- **For use with 120 volt 60 hertz power source only.**
- **Electric application requires prior approval by authority having jurisdiction.**
- Up to 13 duplex receptacles allowed per circuit. (10 duplex receptacles in Canada)
- Up to 26 duplex receptacles per hardwired modular base feed. (20 duplex receptacles in Canada)

### To Order, Specify:

- 1) Product number.  
(No finish specification required.)

Description	Circuit Access	Number	Price
2-Circuit	1	EAER-0015-21G	\$98.61
	2	EAER-0015-22G	98.61

## Receptacle Block Connector



EAED-0000-22  
Class TA1



### Features

- Includes one receptacle block connector.
- Receptacle Block Connectors are PVC-free and standard in black.

### Specification Tips

- For use with 2-Circuit components only. Do not mix with other power systems.
- Used for connecting two receptacles.
- **For use with 120 volt 60 hertz power source only.**
- **Electric application requires prior approval by authority having jurisdiction.**

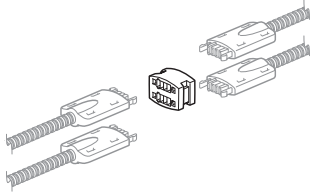
### To Order, Specify:

- 1) Product number.  
(No finish specification required.)

Description	Number	Price
2-Circuit, 2-Port	EAED-0000-22	\$21.35

# Planes Training Table Modular Power Components

## Four-Port Splitter



EAED-0000-24  
Class TA1



### Features

- Includes one four-port splitter.
- Four-Port Splitters are PVC-free and standard in black.

### Specification Tips

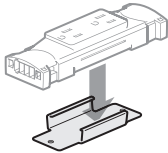
- For use with 2-Circuit components only. Do not mix with other power systems.
- Used for connecting pass-through connectors.
- Four-Port Splitters are included with Modular Power Kits.
- **For use with 120 volt 60 hertz power source only.**
- **Electric application requires prior approval by authority having jurisdiction.**

### To Order, Specify:

- 1) Product number.  
(No finish specification required.)

Description	Number	Price
2-Circuit, 4-Port	EAED-0000-24	\$38.67

## Mounting Bracket — Receptacle



TA01-0224  
Class TA1

### Features

- Includes one mounting bracket and mounting screws.
- Standard in black.
- Field installed.

### Specification Tips

- For use to mount receptacles to table bottom in reconfiguration applications if needed.
- Mounting Brackets are included with all Planes C-Leg Training Tables.

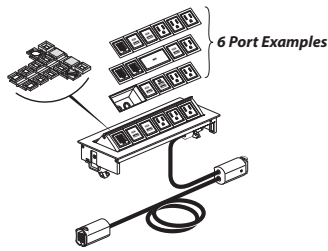
### To Order, Specify:

- 1) Product number.  
(No finish specification required.)

Description	Number	Price
	TA01-0224	\$8.23

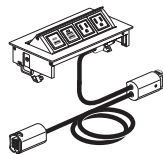
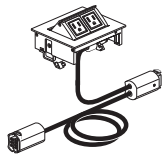
# Planes Training Table Modular Power Components

## Quick Connect Two Power — Flip Top Unit with Smooth Bezel



6 Port Examples

EUQ1-QSIP  
(6 port Quick Connect Two)



EUQ1-QSIP  
(2-4 port Quick Connect Two)  
Class YA



### Features

- Includes flip top with smooth bezel module with 2, 4, or 6 ports configured with simplex outlets (NEMA 5-15R), USB charging port (USB-C 60W, Smart USB-A+C), data port(s) or cable bay, 60" (1524mm) modular connectors (one female, one male) and mounting hardware.
- Modular connection provides power distribution between tables.
- Non-sequential modular power connections allow easy table reconfiguration.
- Data jack adapters accommodate most varieties of field supplied data jacks or separately specified AV cables. Occupies one port.
- Each cable bay can accept up to two pull out data/AV cables.
- Smart USB-A+C can provide fast charge for a mobile phone and tablets. Occupies one charging port.
- USB-C 60W can charge phone, tablets and some laptops. Occupies two ports.
- Smooth bezel is painted and features non mitered corners.
- Port color is either black or white based on smooth bezel color.
- Flip top unit is flush mounted with spring release cover.
- Flip top unit overall height is 2 3/4" (70mm) and will extend below the table top.

### Specification Tips

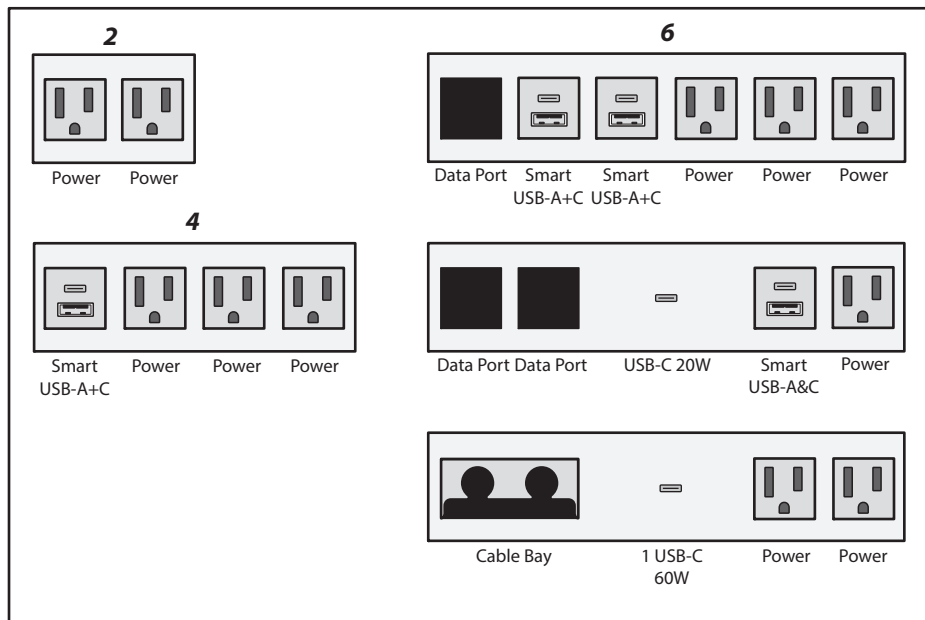
- Applications may have up to eight modular connections; a combination of eight Flip Top Units with Smooth Bezel and/or Pass-Through Connectors per Starter Box.
- **Separately specify Starter Box to provide power to Flip Top Units with Smooth Bezel.**
- Furniture that shares electrical connections must be mechanically connected to each other.
- Recommend ganging mechanisms (TA01-0222) for table applications.
- Cable bay cannot be retrofitted to accept data jacks.
- **For use with 120 volt 60 hertz power source only.**
- Application may require approval of local authority having jurisdiction (AHJ); ensure compliance before placing orders and installation.

### To Order, Specify:

- 1) Product number.
  - TR-PM1 Silver/White
  - TR-PM2 Midnight Black/Black
  - TR-PM8 Matte White/White
  - TR-PM9 Matte Grey/Black
- 2) Finish color for Bezel/Port.

**Note: Order flip top units to match flip top unit cutout option specified for each table (A/B, F/V or J/K).**

## 2, 4, and 6 Port Examples



# Planes Training Table Modular Power Components

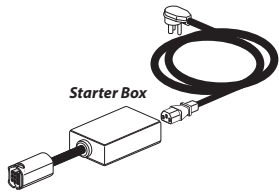
## Quick Connect Two Power — Flip Top Unit with Smooth Bezel

Bezel Width	Bezel Depth	Port	Configuration	Flip Top Unit Cutout Code Options	Number	Price
<b>Single Circuit Base Feed Power</b>						
5.25"(127mm)	4.38"(102mm)	2	1 Power Receptacle, 1 Smart USB-A+C Charging	A, B	EUQ1-Q51P-101000	710.98
			1 Power Receptacle, 1 Data Port	A, B	EUQ1-Q51P-100010	612.08
			2 Power Receptacles	A, B	EUQ1-Q51P-200000	618.16
8.31"(203mm)	4.38"(102mm)	4	1 Power Receptacle, 1 Smart USB-A+C Charging, 1 Cable Bay	F, V	EUQ1-Q51P-101001	913.06
			1 Power Receptacle, 1 Data Port, 1 Cable Bay	F, V	EUQ1-Q51P-100011	814.16
			1 Power Receptacle, 1 Smart USB-A+C Charging, 1 USB-C 60W Charging, 1 USB-C 60W Charging	F, V	EUQ1-Q51P-110100	1008.84
			1 Power Receptacle, 2 Smart USB-A+C Charging, 1 Data Port	F, V	EUQ1-Q51P-111010	834.28
			2 Power Receptacles, 1 Cable Bay	F, V	EUQ1-Q51P-200001	820.24
			2 Power Receptacles, 1 Smart USB-A+C Charging, 1 Data Port	F, V	EUQ1-Q51P-201010	741.46
			2 Power Receptacles, 2 Smart USB-A+C Charging	F, V	EUQ1-Q51P-211000	840.36
			2 Power Receptacles, 1 USB-C 60W Charging	F, V	EUQ1-Q51P-200100	916.02
			2 Power Receptacles, 2 Data Ports	F, V	EUQ1-Q51P-200020	642.56
			3 Power Receptacles, 1 Smart USB-A+C Charging	F, V	EUQ1-Q51P-301000	747.54
			3 Power Receptacles, 1 Data Port	F, V	EUQ1-Q51P-300010	648.64
11.25"(286mm)	4.38"(102mm)	6	1 Power Receptacle, 2 Smart USB-A+C Charging, 1 Data Port, 1 Cable Bay	J, K	EUQ1-Q51P-111011	1036.40
			1 Power Receptacle, 2 Smart USB-A+C Charging, 3 Data Ports	J, K	EUQ1-Q51P-111030	858.72
			1 Power Receptacle, 1 Smart USB-A+C Charging, 1 USB-C 60W Charging, 1 Cable Bay	J, K	EUQ1-Q51P-101101	1210.96
			1 Power Receptacle, 1 Smart USB-A+C Charging, 1 USB-C 60W Charging, 2 Data Ports	J, K	EUQ1-Q51P-101120	1033.28
			1 Power Receptacle, 1 Smart USB-A+C Charging, 2 Data Ports, 1 Cable Bay	J, K	EUQ1-Q51P-101021	937.50
			1 Power Receptacle, 1 USB-C 60W Charging, 3 Data Ports	J, K	EUQ1-Q51P-100130	934.38
			1 Power Receptacle, 3 Data Ports, 1 Cable Bay	J, K	EUQ1-Q51P-100031	838.60
			2 Power Receptacles, 2 Smart USB-A+C Charging, 1 Cable Bay	J, K	EUQ1-Q51P-211001	1042.48
			2 Power Receptacles, 1 Smart USB-A+C Charging, 1 USB-C 60W Charging, 1 Data Port	J, K	EUQ1-Q51P-201110	1042.48
			2 Power Receptacles, 2 Smart USB-A+C Charging, 2 Data Ports	J, K	EUQ1-Q51P-211020	864.80
			2 Power Receptacles, 1 USB-C 60W Charging, 2 Data Ports	J, K	EUQ1-Q51P-200120	940.46
			2 Power Receptacles, 1 USB-C 60W Charging, 1 Cable Bay	J, K	EUQ1-Q51P-200101	1118.14
			2 Power Receptacles, 2 Data Ports, 1 Cable Bay	J, K	EUQ1-Q51P-200021	844.68
			2 Power Receptacles, 4 Data	J, K	EUQ1-Q51P-200040	667.00
			3 Power Receptacles, 1 Smart USB-A+C Charging, 1 Cable Bay	J, K	EUQ1-Q51P-301001	949.66
			3 Power Receptacles, 1 USB-C 60W Charging, 1 Data Port	J, K	EUQ1-Q51P-300110	946.54
3 Power Receptacles, 1 Data Port, 1 Cable Bay	J, K	EUQ1-Q51P-300011	850.76			
3 Power Receptacles, 2 Smart USB-A+C Charging, 1 Data Port	J, K	EUQ1-Q51P-311010	870.88			
3 Power Receptacles, 1 Smart USB-A+C Charging, 2 Data Ports	J, K	EUQ1-Q51P-301020	771.98			
3 Power Receptacles, 3 Data Ports	J, K	EUQ1-Q51P-300030	673.08			

# Planes Training Table Modular Power Components

## Quick Connect Two Power — Flip Top Unit with Smooth Bezel

### Starter Box



EUQB-0072-1  
Class YA



#### Features

- Includes 10'(3048mm) 15 Amp cord with plug (NEMA 5-15P) starter box with female connector and attachment material.
- Starter box with 12 Amp breaker features system indicator to limit number of connections.

#### Specification Tips

- Modular Connection attaches to a Quick Connect Two Smooth Bezel Flip Top Unit or Pass-Through Connector.
- Plug connects to building power receptacle (NEMA 5-15R).
- Applications may have up to eight modular connections; eight Flip Top Units with Smooth Bezel and/or Pass-Through Connectors per Starter Box.
- **For use with 120 volt 60 hertz power source only.**
- Refer to Specification Guide for application guidelines.
- Application may require approval of local authority having jurisdiction (AHJ); ensure compliance before placing orders and installation.

#### To Order, Specify:

- 1) Product number.  
(No finish specification required.)

Length	Number	Price
10'(3048mm)	EUQB-0072-1	\$856.34

### Pass-Through Connector



EUQJ-1  
Class YA



#### Features

- Includes 36"(914mm) or 60"(1524mm) Pass-Through Connector with male and female connections.
- For use when additional length is required between Quick Connect Two Smooth Bezel Flip Top Units with Smooth Bezel.

#### Specification Tips

- Needed for rectangular surfaces greater than 60"(1524mm).
- May be needed for non-linear powered Table applications.
- **For use with 120 volt 60 hertz power source only.**
- Refer to Specification Guide for application guidelines.
- Application may require approval of local authority having jurisdiction (AHJ); ensure compliance before placing orders and installation.

#### To Order, Specify:

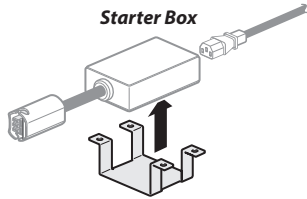
- 1) Product number.  
(No finish specification required.)

Length	Number	Price
36"(914mm)	EUQJ-0036-1	\$169.55
60"(1524mm)	EUQJ-0060-1	169.55

# Planes Training Table Modular Power Components

## Quick Connect Two Power — Flip Top Unit with Smooth Bezel

### Starter Box Bracket



TA01-0227  
Class TA1

#### Features

- Includes one starter box bracket for mounting starter box under table (outside of stretcher).
- Standard in black.
- Field installed.

#### Specification Tips

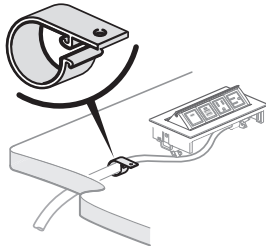
- Recommended to secure Starter Box.
- For use with tables without trough/stretcher.

#### To Order, Specify:

- 1) Product number.  
(No finish specification required.)

Number	Price
TA01-0227	\$16.42

### Wire Manager Clips



TA01-0225  
Class TA1

#### Features

- Includes ten wire manager clips and screws.
- Standard in black plastic.
- Field installed.

#### Specification Tip

- Specify for cord management as needed.

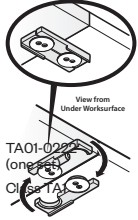
#### To Order, Specify:

- 1) Product number.  
(No finish specification required.)

Number	Price
TA01-0225	\$32.87

# Planes Training Table Accessories

## Ganging Mechanism



### Features

- Includes four (two sets) ganging mechanisms and attachment hardware.
- Standard in black.
- Ganging Mechanism required for in-line powered Planes C-Leg and Y-Leg Training Tables.
- Field installed.

### Specification Tip

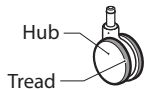
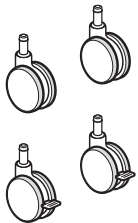
- Planes C-Leg Training Tables are drilled for ganging mechanisms.

### To Order, Specify:

- 1) Product number.
- (No finish specification required.)

	<b>Number</b>	<b>Price</b>
	TA01-0222	\$158.03

## Casters



TA01-0216  
Class TA1

### Features

- Includes 4 casters: 2 locking, 2 non-locking.
- Casters are available with:
  - Light platinum or fog hub with graphite tread, or black hub with black tread.
- Field installed.

### Specification Tips

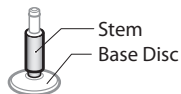
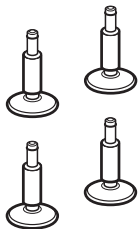
- Casters are for use with Planes C-Leg and Y-Leg Training Tables and carts.
- Casters and glides are field interchangeable.

### To Order, Specify:

- 1) Product number.
- 2) Trim color for hub.

	<b>Number</b>	<b>Price</b>
	TA01-0216	\$50.09

## Glides



TA01-0215  
Class TA1

### Features

- Includes 4 adjustable glides.
- Glides have 0.5" (13mm) height adjustment.
- Glides stems are either painted (specify paint trim color) or polished aluminum.
- Glide base disc is available in light platinum, fog or black (specify trim color).
- Field installed.

### Specification Tips

- Glides are for use with Planes C-Leg and Y-Leg Training Tables and carts.
- Casters and glides are field interchangeable.

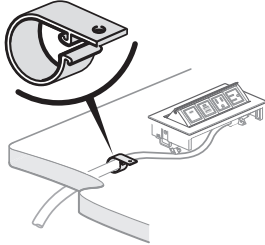
### To Order, Specify:

- 1) Product number.
- 2) Stem trim color (for painted Glide).
- 3) Base Disc trim color.

<b>Description</b>	<b>Number</b>	<b>Price</b>
Painted Stem	TA01-0215	\$174.31
Polished Stem	TA01-0223	\$174.31

# Planes Training Table Accessories

## Wire Manager Clips



TA01-0225  
Class TA1

### Features

- Includes ten wire manager clips and screws.
- Standard in black.
- Field installed.

### Specification Tip

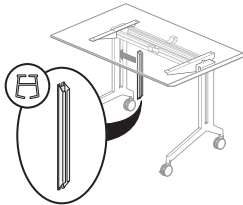
- Specify for cord management as needed.

### To Order, Specify:

- 1) Product number.  
(No finish specification required.)

	<b>Number</b>	<b>Price</b>
	TA01-0225	\$32.87

## Vertical Wire Manager



TA01-0228  
Class TA1

### Features

- Includes one plastic wire manager.
- Standard in black.
- Field installed.

### Specification Tip

- For use on Planes C-Leg Training Tables for wire management.
- Snaps into top portion of C-leg base.

### To Order, Specify:

- 1) Product number.  
(No finish specification required.)

<b>Length</b>	<b>Number</b>	<b>Price</b>
16"(406mm)	TA01-0228-F	\$60.81

## Grommet



WQAG-PS  
Class PT

### Features

- Includes one 3"(76mm) diameter grommet with cover.
- Requires 2.75"(70mm) diameter field drilled hole.
- Field installed.

### To Order, Specify:

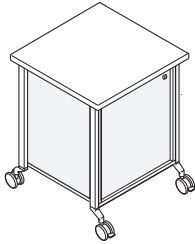
- 1) Product number.
- 2) Trim color.

<b>Top Thickness</b>	<b>Number</b>	<b>Price</b>
1.18"(30mm)	WQAG-0303-PS	\$63.92



# Planes Cart

## Small Media



GAKF-1919  
Class TA1

### Features

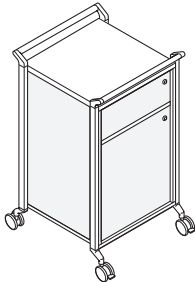
- Includes cart with one door, shelf and hardware.
- High-Pressure Laminate (HPL) with 1mm edgeband.
- Rails are aluminum and available in metallic trim colors only.
- Cart top has overhang with 22" (559mm) x 22.5" (572mm) usable top surface.
- Standard with one adjustable shelf – 1" (25mm) increments.
- Cart door has touch latch with locking option.
- Optional locks are available in black or chrome.
- For lock options refer to Lock Program Price List.
- Optional casters or glides are field interchangeable:
  - Casters (two locking/two non-locking) are available with:
    - Light platinum or fog hub with graphite tread, or black hub with black tread.
- Optional glides (four) are available in light platinum, fog or black with 0.5" (13mm) height adjustment.
  - Glide stem is painted to match base; glide base disc color must be specified.
- Cart interior dimensions: 17.38" (441mm) W x 21.62" (549mm) H x 16.88" (429mm) D
- Cart door opening: 16.5" (419mm) W x 21.62" (549mm) H
- Ships assembled.

### To Order, Specify:

- Product number, including:
  - Door Locking Option:**
    - N** Non-locking
    - A** Locking (add **\$94.81** list)
  - Base Option:**
    - C** Caster
    - G** Glide
- Laminate surface color.
- Edge trim color.
- Rail trim color. (Metallic and accent trim colors only.)
- Caster/Glide base disc trim color:
  - Black – TR-F
  - Fog – TR-7
  - Light Platinum – TR-LPL
- Lock plug trim color.
  - Black – LR-BL
  - Chrome – LR-BP

Height	Depth	Width	Number	①②	HPL A	B
<b>Laminate</b>						
29" (737mm)	22" (559mm)	22.5" (572mm)	GAKF-1919-LJ	SN ■ ■ 4	\$1805.13	\$1903.47

## Medium Media



GAKE-1919  
Class TA1

### Features

- Includes cart with four doors and hardware.
- High-Pressure Laminate (HPL) with 1mm edgeband.
- Standard with dual handles.
- Rails and handles are aluminum and available in metallic trim colors only.
- Cart standard with 2.75" (70mm) diameter bottom cutout for wire access to floor. Optional grommet separately specified for field retrofitting.
- Cart door configuration:
  - 6.38" (162mm)H upper touch latch flap door in front and back that folds down flat to allow air flow and is standard with locking option
  - 21.75" (552mm) lower touch latch door in front and back with locking option with adjustable shelf in 1" (25mm) increments
- 4" (102mm)D full-height enclosure in front for power and cable management.
- Optional locks are available in black or chrome.
- For lock options refer to Lock Program Price List.
- Optional casters or glides are field interchangeable:
  - Casters (two locking/two non-locking) are available with:
    - Light platinum or fog hub with graphite tread, or black hub with black tread.
- Optional glides (four) are available in light platinum, fog or black with 0.5" (13mm) height adjustment.
  - Glide stem is painted to match base; glide base disc color must be specified.
- Glides are light platinum with 0.5" (13mm) height adjustment.
- Ships assembled.

### Specification Tip

The following Planes products are separately specified:  
–Grommet

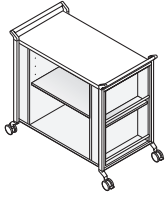
### To Order, Specify:

- Product number, including:
  - Door Locking Option:**
    - N** Non-locking
    - A** Locking (add **\$94.81** list)
  - Base Option:**
    - C** Caster
    - G** Glide
- Laminate surface color.
- Edge trim color.
- Rail trim color. (Metallic and accent trim colors only.)
- Caster/Glide base disc trim color:
  - Black – TR-F
  - Fog – TR-7
  - Light Platinum – TR-LPL
- Lock plug trim color.
  - Black – LR-BL
  - Chrome – LR-BP

Height	Depth	Width	Number	①②	HPL A	B
<b>Laminate</b>						
36" (914mm)	19" (483mm)	19" (483mm)	GAKE-1919-LJ	SN ■ ■ 6	\$2468.90	\$2567.24

# Planes Cart

## Catering



GAKG-1935  
Class TA1

### Features

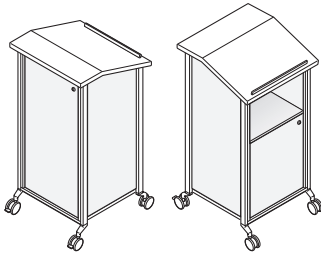
- Includes cart, shelf and shelf hardware.
- High-Pressure Laminate (HPL) with 1mm edgeband.
- Standard with dual handles.
- Rails and handles are aluminum and available in metallic trim colors only.
- Standard with center adjustable shelf; 3.5" (89mm) increments.
- Each cart end has upper and lower open stationary shelves with shelf rails to accommodate beverage containers.
- Optional casters or glides are field interchangeable:
  - Casters (two locking/two non-locking) are available with:
    - Light platinum or fog hub with graphite tread, or black hub with black tread.
- Optional glides (four) are available in light platinum, fog or black with 0.5" (13mm) height adjustment.
  - Glide stem is painted to match base; glide base disc color must be specified.
- Ships assembled.

### To Order, Specify:

- 1) Product number, including:
  - 1 Base Option:**
    - C** Caster
    - G** Glide
- 2) Laminate surface color.
- 3) Edge trim color.
- 4) Rail and handles trim color. (Metallic and accent trim colors only.)
- 5) Caster/Glide base disc trim color:
  - Black - TR-F
  - Fog - TR-7
  - Light Platinum - TR-LPL

Height	Depth	Width	Number	①	HPL	
					A	B
36" (914mm)	19" (483mm)	35.25" (895mm)	GAKG-1935-LJ	SNN ■ 6	\$2184.41	\$2282.75

## Podium



GAKD-1919  
Class TA1

### Features

- Includes podium, shelf and hardware.
- High-Pressure Laminate (HPL) with 1mm edgeband.
- Podium sloping top is 22.5" (572mm)W x 16.38" (416mm)D with paper ledge.
- Rails are aluminum and available in metallic trim colors only.
- Optional casters or glides are field interchangeable:
  - Casters (two locking/two non-locking) are available with:
    - Light platinum or fog hub with graphite tread, or black hub with black tread.
- Optional glides (four) are available in light platinum, fog or black with 0.5" (13mm) height adjustment.
  - Glide stem is painted to match base; glide base disc color must be specified.
- Podium doors are touch latch and available as all locking or all non-locking.
- Optional locks are available in black or chrome
- For lock options refer to Lock Program Price List.
- Podium user side has open shelf, lower storage with lockable touch latch door and one adjustable shelf.
- Podium back has touch latch, lockable full height door with full-height enclosure for power and cable management.
- Podium bottom has 2.75" (70mm) cutout for wire access to floor. Optional grommet can be ordered separately for field installation.
- Ships assembled.

### Specification Tip

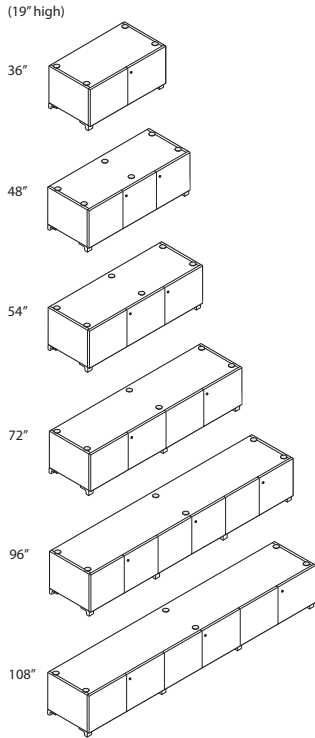
The following Planes products are separately specified:  
– Grommet

### To Order, Specify:

- 1) Product number, including:
  - 1 Door Locking Option:**
    - N** Non-locking, all
    - A** Locking (add \$94.81 list)
  - 2 Base Option:**
    - C** Caster
    - G** Glide
- 2) Laminate surface color.
- 3) Edge trim color.
- 4) Rail trim color. (Metallic and accent trim colors only.)
- 5) Caster/Glide base disc trim color:
  - Black - TR-F
  - Fog - TR-7
  - Light Platinum - TR-LPL
- 6) Lock plug trim color.
  - Black - LR-BL
  - Chrome - LR-BP

Height	Depth	Width	Number	①②	HPL	
					A	B
46" (1168mm)	22.25" (565mm)	22.5" (572mm)	GAKD-1919-LJ	SN ■ ■ 9	\$3039.58	\$3137.92

# Planes Credenza Base – 19”H



GAC1  
Class TA1

### Features

- Includes 19”(483mm)H base cabinet with one or more shelves, doors, legs and hardware.
- **Credenza top is ordered separately.**
- High-Pressure Laminate (HPL) with 1mm edgeband or wood veneer with wood 1mm edgeband.
- Wood door fronts are matched veneer.
- 0.125”(3mm) reveal between credenza top and base
- Credenza base available in standard core.
- Cabinet doors have touch latches.
- Optional locks are available in Black or Chrome.
- For lock options refer to Lock Program Price List.
- Leg is 2.25”(57mm)H painted aluminum.
- Available with black glides only; 1.5”(38mm) height adjustment.
- Includes one adjustable shelf per cabinet with 1.25”(32mm) adjustment increments.
  - 36”(914mm)W has two doors and four legs
  - 48”(1219mm)W has three doors and four legs
  - 54”(1372mm)W has three doors and four legs
  - 72”(1829mm)W has four doors and six legs
  - 96”(2438mm)W has six doors and eight legs
  - 108”(2743mm)W has six doors and eight legs
- Ships unassembled.

### Specification Tips

- **Must order a 1.18”(30mm) thick credenza top separately.**
- Grommets are ordered separately and requires field cutting and installation.

### To Order, Specify:

- 1) Product number, including:
  - ❶ **Locking Option:**
    - N** Non-locking
    - A** All locking (add **\$90.50** list)
- 2) Laminate surface color or wood finish color.
- 3) Edge trim color for laminate.
- 4) Leg trim color.
- 5) Lock plug trim color.
  - Black – LR-BL
  - Chrome – LR-BP

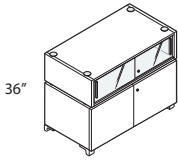
**Note: \$62.43** upcharge list for Metallic trim colors.

Overall Height*	Depth	Width	Number	❶	HPL		Wood	
					A	B	A	B
<b>HPL</b>								
19”(483mm)	20”(508mm)	36”(914mm)	GAC1-2036-LNSN	G2	\$ 1538.71	\$ 1632.58		
		48”(1219mm)	GAC1-2048-LNSN	G2	2041.53	2185.72		
		54”(1372mm)	GAC1-2054-LNSN	G2	2292.94	2462.29		
		72”(1829mm)	GAC1-2072-LNSN	G2	3047.17	3292.00		
		96”(2438mm)	GAC1-2096-LNSN	G2	4052.81	4398.28		
		108”(2743mm)	GAC1-20A8-LNSN	G2	4555.63	4951.42		
<b>Wood</b>								
19”(483mm)	20”(508mm)	36”(914mm)	GAC1-2036-WNSN	G2			\$2603.08	\$2668.99
		48”(1219mm)	GAC1-2048-WNSN	G2			3457.88	3577.47
		54”(1372mm)	GAC1-2054-WNSN	G2			3885.28	4031.71
		72”(1829mm)	GAC1-2072-WNSN	G2			5167.48	5394.43
		96”(2438mm)	GAC1-2096-WNSN	G2			6877.08	7211.39
		108”(2743mm)	GAC1-20A8-WNSN	G2			7731.88	8119.87

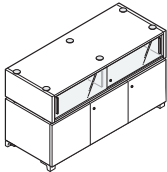
\* Overall height includes credenza base, legs, reveal and separately specified credenza top.

# Planes Credenza Base with Slider Unit – 29”H

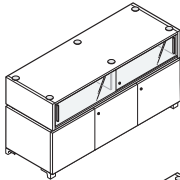
(29” high)



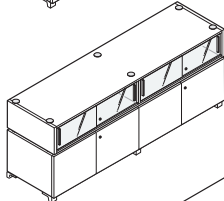
36”



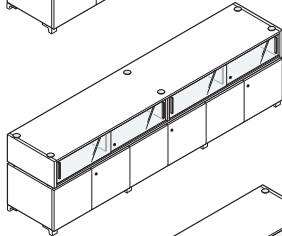
48”



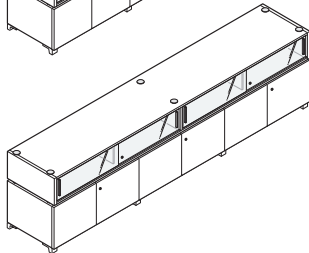
54”



72”



96”



108”

GAC2  
Class TA1

## Features

- Includes 19”(483mm)H base cabinet with one shelf, doors, legs and 10”(254mm)H upper slider unit with glass or translucent slider doors, pulls and hardware.
- **Credenza top is ordered separately.**
- High-Pressure Laminate (HPL) with 1mm edgeband or wood veneer with 1mm wood edgeband.
- Wood grain on door fronts of the base unit will be matched, while side panels of the base unit and slider may not have matching wood grain.
- 0.125”(3mm) reveal between base and slider unit and between slider unit and credenza top.
- Available in standard core.
- Cabinet doors have touch latches.
- Slider unit doors are glass or translucent with painted aluminum bar pulls.
- Optional locks are available in black or chrome.
- For lock options refer to Lock Program Price List.
- Leg is 2.25”(57mm)H painted metal.
- Available with black glides only; 1.5”(38mm) height adjustment.
- Cabinet includes one adjustable shelf per cabinet with 1.25”(32mm) adjustment increments.
  - 36”(914mm)W has two doors and four legs
  - 48”(1219mm)W has three doors and four legs
  - 54”(1372mm)W has three doors and four legs
  - 72”(1829mm)W has four doors and six legs
  - 96”(2438mm)W has six doors and eight legs
  - 108”(2743mm)W has six doors and eight legs
- Ships unassembled.

## Specification Tip

- **Must order a 1.18”(30mm) thick credenza top separately.**

## To Order, Specify:

1) Product number, including:

### 1 Locking Option:

- N** Non-locking
- A** All locking (add **\$181.04** list)
- L** Slider unit locking only (add **\$90.50** list)

- 2) Laminate surface color or wood finish color.
- 3) Edge trim color for laminate.
- 4) Leg and slider pull trim color.
- 5) Slider unit glass/translucent door.
- 6) Lock plug trim color.
  - Black – LR-BL
  - Chrome – LR-BP

**Note: \$62.43** upcharge list for Metallic trim colors.

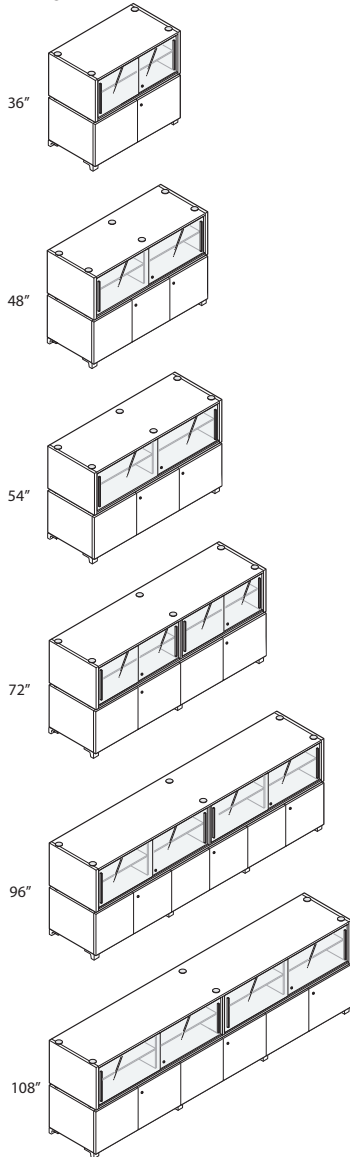
# Planes Credenza Base with Slider Unit – 29”H

Overall Height*	Depth	Width	Number	①	Glass			Translucent
					A	C	F	
<b>HPL – Grade A</b>								
29”(737mm)	20”(508mm)	36”(914mm)	GAC2-2036-LGSN	G4	\$ 2375.11	\$ 2996.35	\$ 3276.86	\$ 2650.01
		48”(1219mm)	GAC2-2048-LGSN	G4	3162.25	3990.67	4364.62	3527.71
		54”(1372mm)	GAC2-2054-LGSN	G4	3555.82	4487.83	4908.50	3966.56
		72”(1829mm)	GAC2-2072-LGSN	G4	4736.53	5979.31	6540.14	5283.11
		96”(2438mm)	GAC2-2096-LGSN	G4	6310.81	7967.95	8715.66	7038.51
		108”(2743mm)	GAC2-20A8-LGSN	G4	7097.95	8962.27	9803.42	7916.21
<b>HPL – Grade B</b>								
29”(737mm)	20”(508mm)	36”(914mm)	GAC2-2036-LGSN	G4	\$ 2566.20	\$ 3187.44	\$ 3467.95	\$ 2841.10
		48”(1219mm)	GAC2-2048-LGSN	G4	3416.38	4244.80	4618.75	3781.84
		54”(1372mm)	GAC2-2054-LGSN	G4	3841.47	4773.48	5194.15	4252.21
		72”(1829mm)	GAC2-2072-LGSN	G4	5116.74	6359.52	6920.35	5663.32
		96”(2438mm)	GAC2-2096-LGSN	G4	6817.10	8474.24	9221.95	7544.80
		108”(2743mm)	GAC2-20A8-LGSN	G4	7667.28	9531.60	10372.75	8485.54
<b>Wood Group A</b>								
29”(737mm)	20”(508mm)	36”(914mm)	GAC2-2036-WGSN	G4	\$ 4212.20	\$ 4833.44	\$ 5113.95	\$ 4487.10
		48”(1219mm)	GAC2-2048-WGSN	G4	5498.82	6327.24	6701.19	5864.28
		54”(1372mm)	GAC2-2054-WGSN	G4	6142.13	7074.14	7494.81	6552.87
		72”(1829mm)	GAC2-2072-WGSN	G4	8072.06	9314.84	9875.67	8618.64
		96”(2438mm)	GAC2-2096-WGSN	G4	10645.30	12302.44	13050.15	11373.00
		108”(2743mm)	GAC2-20A8-WGSN	G4	11931.92	13796.24	14637.39	12750.18
<b>Wood Group B</b>								
29”(737mm)	20”(508mm)	36”(914mm)	GAC2-2036-WGSN	G4	\$ 4322.84	\$ 4944.08	\$ 5224.59	\$ 4597.74
		48”(1219mm)	GAC2-2048-WGSN	G4	5639.32	6467.74	6841.69	6004.78
		54”(1372mm)	GAC2-2054-WGSN	G4	6297.56	7229.57	7650.24	6708.30
		72”(1829mm)	GAC2-2072-WGSN	G4	8272.28	9515.06	10075.89	8818.86
		96”(2438mm)	GAC2-2096-WGSN	G4	10905.24	12562.38	13310.09	11632.94
		108”(2743mm)	GAC2-20A8-WGSN	G4	12221.72	14086.04	14927.19	13039.98

\* Overall height includes credenza base, legs, reveal, slider unit and separately specified credenza top.

# Planes Credenza Base with Slider Unit — 35”H

(35” high)



GAC2  
Class TA1

## Features

- Includes 19”(483mm)H base cabinet with one shelf, doors, legs and 16”(406mm)H upper slider unit with one shelf, glass or acrylic slider doors, door tracks, pulls and hardware.
- **Credenza top is ordered separately.**
- High-Pressure Laminate (HPL) with 1mm edgeband or wood veneer with 1mm wood edgeband.
- Wood grain on door fronts of the base unit will be matched, while side panels of the base unit and slider may not have matching wood grain.
- 0.125”(3mm) reveal between base and slider unit and between slider unit and credenza top.
- Credenza available in standard core.
- Cabinet doors have touch latches.
- Slider unit doors are glass or translucent with painted aluminum bar pulls.
- Optional locks are available in black or chrome.
- For lock options refer to Lock Program Price List.
- Leg is 2.25”(57mm)H painted metal.
- Available with Black glides only; 1.5”(38mm) height adjustment.
- Slider unit includes one adjustable shelf per unit with 1.25”(32mm) adjustment increments.
- Cabinet includes one adjustable shelf per cabinet with 1.25”(32mm) adjustment increments.
  - 36”(914mm)W has two doors and four legs
  - 48”(1219mm)W has three doors and four legs
  - 54”(1372mm)W has three doors and four legs
  - 72”(1829mm)W has four doors and six legs
  - 96”(2438mm)W has six doors and eight legs
  - 108”(2743mm)W has six doors and eight legs
- Ships unassembled.

## Specification Tip

- **Must order a 1.18”(30mm) thick credenza top separately.**

## To Order, Specify:

1) Product number, including:

### 1 Locking Option:

- N** Non-locking
- A** All locking (add **\$181.04** list)
- L** Slider unit locking only (add **\$90.50** list)

- 2) Laminate surface color or wood finish color.
- 3) Edge trim color for laminate.
- 4) Leg and slider door pull trim color.
- 5) Slider unit glass/translucent door.
- 6) Lock plug trim color.
  - Black – LR-BL
  - Chrome – LR-BP

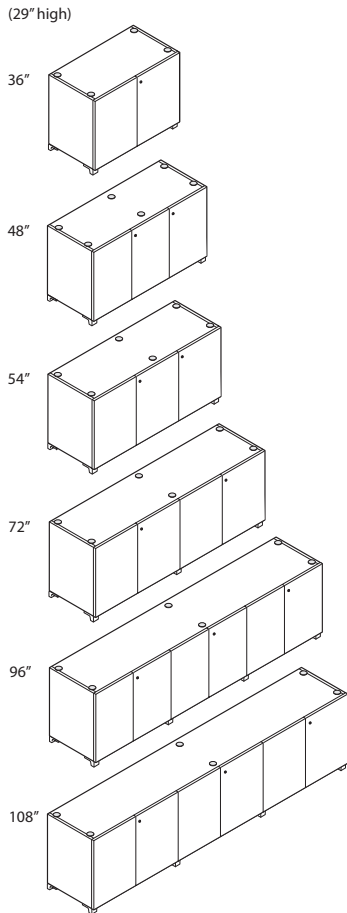
**Note: \$62.43** upcharge list for Metallic trim colors.

# Planes Credenza Base with Slider Unit — 35”H

Overall Height*	Depth	Width	Number	①	Glass			
					A	C	F	Translucent
<b>HPL – Grade A</b>								
35”(889mm)	20”(508mm)	36”(914mm)	GAC2-2036-LGSN	G6	\$ 2851.15	\$ 3472.39	\$ 3752.90	\$ 3126.05
		48”(1219mm)	GAC2-2048-LGSN	G6	3792.49	4620.91	4994.86	4157.95
		54”(1372mm)	GAC2-2054-LGSN	G6	4263.16	5195.17	5615.84	4673.90
		72”(1829mm)	GAC2-2072-LGSN	G6	5675.17	6917.95	7478.78	6221.75
		96”(2438mm)	GAC2-2096-LGSN	G6	7557.85	9214.99	9962.70	8285.55
		108”(2743mm)	GAC2-20A8-LGSN	G6	8499.19	10363.51	11204.66	9317.45
<b>HPL – Grade B</b>								
35”(889mm)	20”(508mm)	36”(914mm)	GAC2-2036-LGSN	G6	\$ 3042.24	\$ 3663.48	\$ 3943.99	\$ 3317.14
		48”(1219mm)	GAC2-2048-LGSN	G6	4046.62	4875.04	5248.99	4412.08
		54”(1372mm)	GAC2-2054-LGSN	G6	4548.81	5480.82	5901.49	4959.55
		72”(1829mm)	GAC2-2072-LGSN	G6	6055.38	7298.16	7858.99	6601.96
		96”(2438mm)	GAC2-2096-LGSN	G6	8064.14	9721.28	10468.99	8791.84
		108”(2743mm)	GAC2-20A8-LGSN	G6	9068.52	10932.84	11773.99	9886.78
<b>Wood Group A</b>								
35”(889mm)	20”(508mm)	36”(914mm)	GAC2-2036-WGSN	G6	\$ 4688.24	\$ 5309.48	\$ 5589.99	\$ 4963.14
		48”(1219mm)	GAC2-2048-WGSN	G6	6129.06	6957.48	7331.43	6494.52
		54”(1372mm)	GAC2-2054-WGSN	G6	6849.47	7781.48	8202.15	7260.21
		72”(1829mm)	GAC2-2072-WGSN	G6	9010.70	10253.48	10814.31	9557.28
		96”(2438mm)	GAC2-2096-WGSN	G6	11892.34	13549.48	14297.19	12620.04
		108”(2743mm)	GAC2-20A8-WGSN	G6	13333.16	15197.48	16038.63	14151.42
<b>Wood Group B</b>								
35”(889mm)	20”(508mm)	36”(914mm)	GAC2-2036-WGSN	G6	\$ 4798.88	\$ 5420.12	\$ 5700.63	\$ 5073.78
		48”(1219mm)	GAC2-2048-WGSN	G6	6269.56	7097.98	7471.93	6635.02
		54”(1372mm)	GAC2-2054-WGSN	G6	7004.90	7936.91	8357.58	7415.64
		72”(1829mm)	GAC2-2072-WGSN	G6	9210.92	10453.70	11014.53	9757.50
		96”(2438mm)	GAC2-2096-WGSN	G6	12152.28	13809.42	14557.13	12879.98
		108”(2743mm)	GAC2-20A8-WGSN	G6	13622.96	15487.28	16328.43	14441.22

\* Overall height includes credenza base legs, reveal, slider unit and credenza top.

# Planes Credenza Base – 29”H



GAC1  
Class TA1

### Features

- Includes 29”(737mm)H base cabinet with two shelves, doors, legs and hardware.
- **Credenza top is ordered separately.**
- High-Pressure Laminate (HPL) with 1mm edgeband or wood veneer with 1mm wood edgeband.
- Wood door fronts are matched veneer.
- 0.125”(3mm) reveal between base unit and credenza top.
- Credenza available in standard core.
- Cabinet doors have touch latches.
- Optional locks are available in black or chrome.
- For lock options refer to Lock Program Price List.
- Leg is 2.25”(57mm)H painted metal.
- Available with black glides only; 1.5”(38mm) height adjustment.
- Includes one adjustable shelf per cabinet with 0.25”(6mm) adjustment increments.
  - 36”(914mm)W has two doors and four legs
  - 48”(1219mm)W has three doors and four legs
  - 54”(1372mm)W has three doors and four legs
  - 72”(1829mm)W has four doors and six legs
  - 96”(2438mm)W has six doors and eight legs
  - 108”(2743mm)W has six doors and eight legs
- Ships unassembled.

### Specification Tips

- **Must order a 1.18”(30mm) thick credenza top separately.**
- Grommets are ordered separately and requires field cutting and installation.

### To Order, Specify:

- 1) Product number, including:
  - ❶ **Locking Option:**
    - N** Non-locking
    - A** All locking (add **\$90.50** list)
- 2) Laminate surface color or wood finish color.
- 3) Edge trim color for laminate.
- 4) Leg trim color.
- 5) Lock plug trim color.
  - Black – LR-BL
  - Chrome – LR-BP

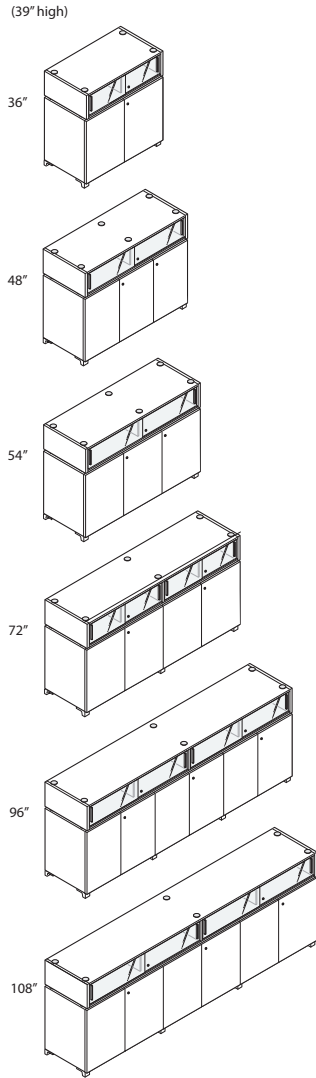
**Note: \$62.43** upcharge list for Metallic trim colors.

Overall Height*	Depth	Width	Number	❶	HPL		Wood	
					A	B	A	B
<b>HPL</b>								
29”(737mm)	20”(508mm)	36”(914mm)	GAC1-2036-LNSN	G4	\$ 2051.35	\$ 2145.22		
		48”(1219mm)	GAC1-2048-LNSN	G4	2739.29	2883.48		
		54”(1372mm)	GAC1-2054-LNSN	G4	3076.14	3245.49		
		72”(1829mm)	GAC1-2072-LNSN	G4	4072.45	4317.28		
		96”(2438mm)	GAC1-2096-LNSN	G4	5434.09	5779.56		
		108”(2743mm)	GAC1-20A8-LNSN	G4	6107.79	6503.58		
<b>Wood</b>								
29”(737mm)	20”(508mm)	36”(914mm)	GAC1-2036-WNSN	G4			\$ 3115.72	\$ 3181.63
		48”(1219mm)	GAC1-2048-WNSN	G4			4155.64	4275.23
		54”(1372mm)	GAC1-2054-WNSN	G4			4668.48	4814.91
		72”(1829mm)	GAC1-2072-WNSN	G4			6192.76	6419.71
		96”(2438mm)	GAC1-2096-WNSN	G4			8258.36	8592.67
		108”(2743mm)	GAC1-20A8-WNSN	G4			9284.04	9672.03

\* Overall height includes credenza base legs, reveal, slider unit and separately specified credenza top.



# Planes Credenza Base with Slider Unit — 39”H



GAC2  
Class TA1

### Features

- Includes 29”(737mm)H base cabinet with two shelves, doors, legs and 10”(254mm)H upper slider unit with glass or acrylic slider doors, pulls and hardware.
- **Credenza top is ordered separately.**
- High-Pressure Laminate (HPL) with 1mm edgeband or wood veneer with 1mm wood edgeband.
- Wood grain on door fronts of the base unit will be matched, while side panels of the base unit and slider may not have matching wood grain.
- 0.125”(3mm) reveal between base and slider unit and between slider unit and credenza top.
- Credenza available in standard core.
- Cabinet doors have touch latches.
- Slider unit doors are glass or translucent with painted aluminum bar pulls.
- Optional locks are available in black or chrome.
- For lock options refer to Lock Program Price List.
- Leg is 2.25”(57mm)H painted metal.
- Available with black glides only; 1.5”(38mm) height adjustment.
- Cabinet includes one adjustable shelf per cabinet with 0.25”(6mm) adjustment increments.
  - 36”(914mm)W has two doors and four legs
  - 48”(1219mm)W has three doors and four legs
  - 54”(1372mm)W has three doors and four legs
  - 72”(1829mm)W has four doors and six legs
  - 96”(2438mm)W has six doors and eight legs
  - 108”(2743mm)W has six doors and eight legs
- Ships unassembled.

### Specification Tip

- **Must order a 1.18”(30mm) thick credenza top separately.**

### To Order, Specify:

1) Product number, including:

**1 Locking Option:**

- N** Non-locking
- A** All locking (add **\$181.04** list)
- L** Slider unit locking only (add **\$90.50** list)

- 2) Laminate surface color or wood finish color.
- 3) Edge trim color for laminate.
- 4) Leg and slider pull trim color.
- 5) Slider unit glass/translucent door.
- 6) Lock plug trim color.
  - Black – LR-BL
  - Chrome – LR-BP

**Note: \$62.43** upcharge list for Metallic trim colors.

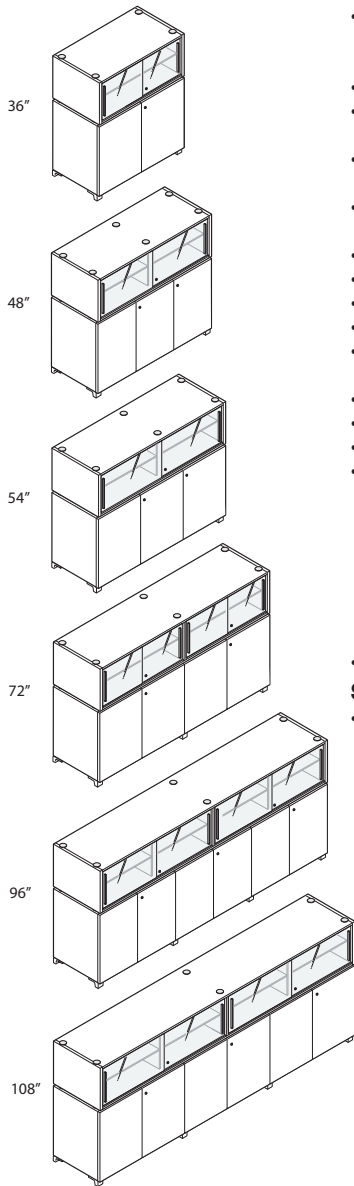
# Planes Credenza Base with Slider Unit — 39”H

Overall Height*	Depth	Width	Number	①	Glass			Translucent
					A	C	F	
<b>HPL – Grade A</b>								
39”(991mm)	20”(508mm)	36”(914mm)	GAC2-2036-LGSN	G7	\$ 2874.62	\$ 3495.86	\$ 3776.37	\$ 3149.52
		48”(1219mm)	GAC2-2048-LGSN	G7	3828.34	4656.76	5030.71	4193.80
		54”(1372mm)	GAC2-2054-LGSN	G7	4305.20	5237.21	5657.88	4715.94
		72”(1829mm)	GAC2-2072-LGSN	G7	5735.78	6978.56	7539.39	6282.36
		96”(2438mm)	GAC2-2096-LGSN	G7	7643.22	9300.36	10048.07	8370.92
		108”(2743mm)	GAC2-20A8-LGSN	G7	8596.94	10461.26	11302.41	9415.20
<b>HPL – Grade B</b>								
39”(991mm)	20”(508mm)	36”(914mm)	GAC2-2036-LGSN	G7	\$ 3065.71	\$ 3686.95	\$ 3967.46	\$ 3340.61
		48”(1219mm)	GAC2-2048-LGSN	G7	4082.47	4910.89	5284.84	4447.93
		54”(1372mm)	GAC2-2054-LGSN	G7	4590.85	5522.86	5943.53	5001.59
		72”(1829mm)	GAC2-2072-LGSN	G7	6115.99	7358.77	7919.60	6662.57
		96”(2438mm)	GAC2-2096-LGSN	G7	8149.51	9806.65	10554.36	8877.21
		108”(2743mm)	GAC2-20A8-LGSN	G7	9166.27	11030.59	11871.74	9984.53
<b>Wood Group A</b>								
39”(991mm)	20”(508mm)	36”(914mm)	GAC2-2036-WGSN	G7	\$ 4711.71	\$ 5332.95	\$ 5613.46	\$ 4986.61
		48”(1219mm)	GAC2-2048-WGSN	G7	6164.91	6993.33	7367.28	6530.37
		54”(1372mm)	GAC2-2054-WGSN	G7	6891.51	7823.52	8244.19	7302.25
		72”(1829mm)	GAC2-2072-WGSN	G7	9071.31	10314.09	10874.92	9617.89
		96”(2438mm)	GAC2-2096-WGSN	G7	11977.71	13634.85	14382.56	12705.41
		108”(2743mm)	GAC2-20A8-WGSN	G7	13430.91	15295.23	16136.38	14249.17
<b>Wood Group B</b>								
39”(991mm)	20”(508mm)	36”(914mm)	GAC2-2036-WGSN	G7	\$ 4822.35	\$ 5443.59	\$ 5724.10	\$ 5097.25
		48”(1219mm)	GAC2-2048-WGSN	G7	6305.41	7133.83	7507.78	6670.87
		54”(1372mm)	GAC2-2054-WGSN	G7	7046.94	7978.95	8399.62	7457.68
		72”(1829mm)	GAC2-2072-WGSN	G7	9271.53	10514.31	11075.14	9818.11
		96”(2438mm)	GAC2-2096-WGSN	G7	12237.65	13894.79	14642.50	12965.35
		108”(2743mm)	GAC2-20A8-WGSN	G7	13720.71	15585.03	16426.18	14538.97

\* Overall height includes credenza base legs, reveal, slider unit and separately specified credenza top.

# Planes Credenza Base with Slider Unit — 45”H

(45” high)



GAC2  
Class TA1

## Features

- Includes 29”(737mm)H base cabinet with two shelves, doors, legs and 16”(406mm)H upper slider unit with one shelf, glass or translucent slider doors, pulls and hardware.
- **Credenza top is ordered separately.**
- High-Pressure Laminate (HPL) with 1mm edgeband or wood veneer with 1mm wood edgeband.
- Wood grain on door fronts of the base unit will be matched, while side panels of the base unit and slider may not have matching wood grain.
- 0.125”(3mm) reveal between base and slider unit and between slider unit and credenza top.
- Credenza available in standard core.
- Cabinet doors have touch latches.
- Slider unit doors are glass or translucent with painted aluminum bar pulls.
- Optional locks are available in black or chrome.
- Lock plugs and keys are shipped with random numbering unless specified as keyed-alike or master-keyed.
- Leg is 2.25”(57mm)H painted metal.
- Available with black glides only; 1.5”(38mm) height adjustment.
- Slider unit includes one adjustable shelf per unit.
- Cabinet includes one adjustable shelf per cabinet with 1.25”(32mm) adjustment increments.
  - 36”(914mm)W has two doors and four legs
  - 48”(1219mm)W has three doors and four legs
  - 54”(1372mm)W has three doors and four legs
  - 72”(1829mm)W has four doors and six legs
  - 96”(2438mm)W has six doors and eight legs
  - 108”(2743mm)W has six doors and eight legs
- Ships unassembled.

## Specification Tip

- **Must order a 1.18”(30mm) thick credenza top separately.**

## To Order, Specify:

1) Product number, including:

### 1 Locking Option:

- N** Non-locking
- A** All locking (add **\$181.94** list)
- L** Slider unit locking only (add **\$90.50** list)

- 2) Laminate surface color or wood finish color.
- 3) Edge trim color for laminate.
- 4) Leg and slider pull trim color.
- 5) Slider unit glass/translucent door.
- 6) Lock plug trim color.
  - Black – LR-BL
  - Chrome – LR-BP

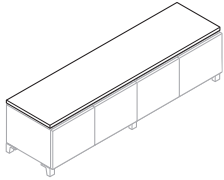
**Note: \$62.43** upcharge list for Metallic trim color.

# Planes Credenza Base with Slider Unit — 45”H

Overall Height*	Depth	Width	Number	①	Glass			
					A	C	F	Translucent
<b>HPL – Grade A</b>								
45”(1143mm)	20”(508mm)	36”(914mm)	GAC2-2036-LGSN	G9	\$ 3343.95	\$ 3965.19	\$ 4245.70	\$ 3618.85
		48”(1219mm)	GAC2-2048-LGSN	G9	4452.27	5280.69	5654.64	4817.73
		54”(1372mm)	GAC2-2054-LGSN	G9	5006.43	5938.44	6359.11	5417.17
		72”(1829mm)	GAC2-2072-LGSN	G9	6668.91	7911.69	8472.52	7215.49
		96”(2438mm)	GAC2-2096-LGSN	G9	8885.55	10542.69	11290.40	9613.25
		108”(2743mm)	GAC2-20A8-LGSN	G9	9993.87	11858.19	12699.34	10812.13
<b>HPL – Grade B</b>								
45”(1143mm)	20”(508mm)	36”(914mm)	GAC2-2036-LGSN	G9	\$ 3535.04	\$ 4156.28	\$ 4436.79	\$ 3809.94
		48”(1219mm)	GAC2-2048-LGSN	G9	4706.40	5534.82	5908.77	5071.86
		54”(1372mm)	GAC2-2054-LGSN	G9	5292.08	6224.09	6644.76	5702.82
		72”(1829mm)	GAC2-2072-LGSN	G9	7049.12	8291.90	8852.73	7595.70
		96”(2438mm)	GAC2-2096-LGSN	G9	9391.84	11048.98	11796.69	10119.54
		108”(2743mm)	GAC2-20A8-LGSN	G9	10563.20	12427.52	13268.67	11381.46
<b>Wood Group A</b>								
45”(1143mm)	20”(508mm)	36”(914mm)	GAC2-2036-WGSN	G9	\$ 5181.04	\$ 5802.28	\$ 6082.79	\$ 5455.94
		48”(1219mm)	GAC2-2048-WGSN	G9	6788.84	7617.26	7991.21	7154.30
		54”(1372mm)	GAC2-2054-WGSN	G9	7592.74	8524.75	8945.42	8003.48
		72”(1829mm)	GAC2-2072-WGSN	G9	10004.44	11247.22	11808.05	10551.02
		96”(2438mm)	GAC2-2096-WGSN	G9	13220.04	14877.18	15624.89	13947.74
		108”(2743mm)	GAC2-20A8-WGSN	G9	14827.84	16692.16	17533.31	15646.10
<b>Wood Group B</b>								
45”(1143mm)	20”(508mm)	36”(914mm)	GAC2-2036-WGSN	G9	\$ 5291.68	\$ 5912.92	\$ 6193.43	\$ 5566.58
		48”(1219mm)	GAC2-2048-WGSN	G9	6929.34	7757.76	8131.71	7294.80
		54”(1372mm)	GAC2-2054-WGSN	G9	7748.17	8680.18	9100.85	8158.91
		72”(1829mm)	GAC2-2072-WGSN	G9	10204.66	11447.44	12008.27	10751.24
		96”(2438mm)	GAC2-2096-WGSN	G9	13479.98	15137.12	15884.83	14207.68
		108”(2743mm)	GAC2-20A8-WGSN	G9	15117.64	16981.96	17823.11	15935.90

# Planes Credenza Top

## Credenza Top



GACJ  
Class TA1

### Features

- Includes one 1.18"(30mm) thick credenza top and hardware for use on Planes credenza bases.
- High-Pressure Laminate (HPL) with 1mm edgeband or wood veneer with 1mm wood edgeband.
- Credenza top available in standard core.
- Top installs on credenza base with 0.25"(6mm) reveal.

### Specification Tip

- **Must be used with credenza base for finished aesthetic.**

### To Order, Specify:

- 1) Product number.
- 2) Laminate surface color or wood finish color.
- 3) Edge trim color for laminate.

Depth	Width	Number	HPL		Wood	
			A	B	A	B
<b>HPL</b>						
20"(508mm)	36"(914mm)	GACJ-2036-LJSNNNN	\$ 409.00	\$ 502.87		
	48"(1219mm)	GACJ-2048-LJSNNNN	546.44	656.09		
	54"(1372mm)	GACJ-2054-LJSNNNN	615.16	732.70		
	72"(1829mm)	GACJ-2072-LJSNNNN	821.32	962.53		
	96"(2438mm)	GACJ-2096-LJSNNNN	1096.20	1268.97		
	108"(2743mm)	GACJ-20A8-LJSNNNN	1233.64	1422.19		
<b>Wood</b>						
20"(508mm)	36"(914mm)	GACJ-2036-WKSNNNN			\$ 657.08	\$ 671.76
	48"(1219mm)	GACJ-2048-WKSNNNN			875.00	902.52
	54"(1372mm)	GACJ-2054-WKSNNNN			983.96	1017.90
	72"(1829mm)	GACJ-2072-WKSNNNN			1310.84	1364.04
	96"(2438mm)	GACJ-2096-WKSNNNN			1746.68	1825.56
	108"(2743mm)	GACJ-20A8-WKSNNNN			1964.60	2056.32

## Grommet



TA01  
Class TA1

### Features

- Includes one grommet.
- Field installed into field cut opening.

### To Order, Specify:

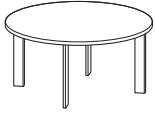
- 1) Product number.
  - 2) Trim color.
- Note:** \$8.31 upcharge list for Metallic and accent trim colors.

Top Thickness	Diameter	Number	Price
0.75"(19mm)	2.75"(70mm)	TA01-0220	\$53.95

# Planes Conference Table — Interior Leg

## Round, Square, Rectangular

### Round



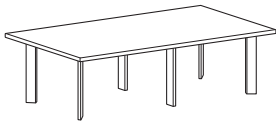
TARN

### Square



TARQ

### Rectangular



TARA  
Class TA1

#### Features

- Includes 1.18"(30mm) top, interior leg bases and hardware.
- Standard table height is 29"(737mm).
- High-Pressure Laminate Top (HPL) with 3mm edgeband or knife edges based upon shape.
- 3mm edgeband or knife edge not available on 42"(1067mm)-60"(1524mm) round tables.
- Table top seams are 1mm edgeband on two piece tops.
- Interior legs are painted aluminum.
- Interior leg is 1.125"(29mm) x 3.25"(83mm).
- Optional Flip top unit electrical modules are separately specified. Refer to electrical components for appropriate product specification.
- Optional cable base can be specified for tables 36"(914mm)D and deeper:
  - 36"(914mm)D tables will ship with 8"(203mm) x 14"(356mm) cable base.
  - 42"(1067mm)D and deeper tables will ship with 14"(356mm) x 14"(356mm) cable base.
  - One piece tops will include one cable base to be centered under table top.
  - Two piece tops will include one cable base to be centered on seams under table top.
  - Cable base and table top(s) are laminate and can be specified in different surface colors and edge trim colors.
  - Optional Cable Base may reduce number of legs shipped with product.
  - Refer to Specification Guide for use guidelines and details.
- Available with glides only; 0.5"(13mm) height adjustment.
- Depth and width shown in nominal dimensions.
- Ships unassembled.

#### Specification Tips

- Cable base not recommended for 30"(762mm)D tables.
- Cable base for 36"(914mm)D table is not compatible with Fliptop Outcut Options (M) and (Q).
- Tables with multiple-piece tops have equal sized pieces.
- The following Planes products are separately specified:
  - Grommets (field cut opening)
  - Flip top unit electrical modules
  - Horizontal wire manager
- Refer to Specification Guide for seating capacities with Cable Base Option and leg locations.

#### To Order, Specify:

1) Product number, including:

**1 Edge Option:**

- J** Edgeband
- F** Knife

**2 Flip top unit Outcut(s):**

Outcut options F, J, M, Q: (add **\$45.40** list) for one-piece top; (add **\$90.80** list) for two-piece top

- N** None
- F** Center – single-sided/ 4 outlets
- J** Center – single-sided/ 6 outlets
- M** Center – double-sided/ 8 outlets
- Q** Center – double-sided/ 12 outlets

**3 Cable Base Option:**

- N** None
- C** Cable Base: (add **\$912.60** list) for 36"(914mm) deep tables; (add **\$962.36** list) for 42"(1067mm) deep and deeper tables

- 2) Laminate surface color.
- 3) 1mm edgeband trim color. (Cascade edge/multiple-tops only)\*
- 4) Edge trim color.
- 5) Base trim color.
- 6) Laminate surface – Cable Base
- 7) Edge trim color – Cable Base

**Note:** **\$62.43** upcharge list for Metallic and accent trim colors.

# Planes Conference Table — Interior Leg

## Round, Square, Rectangular

No. of Pieces	No. of Legs	Seating Capacity*	Depth	Width	Number	①	②	③	HPL A		B	
									J	F	J	F
<b>Round</b>												
1	4	4	42"(1067mm)	42"(1067mm)	TARN-4242-L	S	JG4N		\$ 1060.19	\$ 1406.43	\$ 1154.49	\$ 1500.73
1	4	4	48"(1219mm)	48"(1219mm)	TARN-4848-L	S	JG4N		1316.33	1703.85	1438.68	1826.20
1	4	4	54"(1372mm)	54"(1372mm)	TARN-5454-L	S	JG4N		1605.31	2034.11	1759.45	2188.25
1	4	4	60"(1524mm)	60"(1524mm)	TARN-6060-L	S	JG4N		1927.13	2397.21	2116.80	2586.88
2	6	6	66"(1676mm)	66"(1676mm)	TARN-6666-L	S	JG4		\$ 2847.67	\$ 3457.10	\$ 3076.61	\$ 3686.04
2	6	6	72"(1829mm)	72"(1829mm)	TARN-7272-L	S	JG4		3342.95	3993.66	3614.90	4265.61
<b>Square</b>												
1	4	4	42"(1067mm)	42"(1067mm)	TARQ-4242-L	S	JG4N		\$ 1060.19	\$ 1406.43	\$ 1154.49	\$ 1500.73
1	4	4	48"(1219mm)	48"(1219mm)	TARQ-4848-L	S	JG4N		1316.33	1703.85	1438.68	1826.20
1	4	4	54"(1372mm)	54"(1372mm)	TARQ-5454-L	S	JG4N		1605.31	2034.11	1759.45	2188.25
1	4	8	60"(1524mm)	60"(1524mm)	TARQ-6060-L	S	JG4N		1927.13	2397.21	2116.80	2586.88
2	6	8	66"(1676mm)	66"(1676mm)	TARQ-6666-L	S	JG4		\$ 2847.67	\$ 3413.62	\$ 3076.61	\$ 3642.56
2	6	8	72"(1829mm)	72"(1829mm)	TARQ-7272-L	S	JG4		3342.95	3950.18	3614.90	4222.13
<b>Rectangular</b>												
1	4	4	30"(762mm)	60"(1524mm)	TARA-3060-L	S	JG4N		\$ 1131.97	\$ 1495.25	\$ 1227.22	\$ 1590.50
1	4	4		66"(1676mm)	TARA-3066-L	S	JG4N		1218.47	1602.15	1323.37	1707.05
1	6	4		72"(1829mm)	TARA-3072-L	S	JG4N		1304.97	1709.05	1419.52	1823.60
1	4	4	36"(914mm)	60"(1524mm)	TARA-3660-L	S	JG4		\$ 1301.37	\$ 1685.05	\$ 1415.92	\$ 1799.60
1	4	4		66"(1676mm)	TARA-3666-L	S	JG4		1404.45	1808.53	1530.58	1934.66
				72"(1829mm)	TARA-3672-L	S	JG4		1507.53	1932.01	1645.24	2069.72
1	4	4	42"(1067mm)	48"(1219mm)	TARA-4248-L	S	JG4		\$ 1231.45	\$ 1594.73	\$ 1338.28	\$ 1701.56
1	4	4		54"(1372mm)	TARA-4254-L	S	JG4		1351.11	1734.79	1471.45	1855.13
1	4	4		60"(1524mm)	TARA-4260-L	S	JG4		1470.77	1874.85	1604.62	2008.70
1	4	6		66"(1676mm)	TARA-4266-L	S	JG4		1590.43	2014.91	1737.79	2162.27
1	6	6		72"(1829mm)	TARA-4272-L	S	JG4		1710.09	2154.97	1870.96	2315.84
1	6	6		78"(1981mm)	TARA-4278-L	S	JG4		1829.75	2295.03	2004.13	2469.41
1	4	4	48"(1219mm)	54"(1372mm)	TARA-4854-L	S	JG4		\$ 1503.93	\$ 1908.01	\$ 1641.64	\$ 2045.72
1	4	4		60"(1524mm)	TARA-4860-L	S	JG4		1640.17	2064.65	1793.32	2217.80
1	4	6		66"(1676mm)	TARA-4866-L	S	JG4		1776.41	2221.29	1945.00	2389.88
1	6	6		72"(1829mm)	TARA-4872-L	S	JG4		1912.65	2377.93	2096.68	2561.96
1	6	8		78"(1981mm)	TARA-4878-L	S	JG4		2048.89	2534.57	2248.36	2734.04
1	4	4	54"(1372mm)	60"(1524mm)	TARA-5460-L	S	JG4		\$ 1809.57	\$ 2254.45	\$ 1982.02	\$ 2426.90
1	4	6		66"(1676mm)	TARA-5466-L	S	JG4		1962.39	2427.67	2152.21	2617.49
1	6	6		72"(1829mm)	TARA-5472-L	S	JG4		2115.21	2600.89	2322.40	2808.08
1	6	6		78"(1981mm)	TARA-5478-L	S	JG4		2268.03	2774.11	2492.59	2998.67
1	4	8	60"(1524mm)	66"(1676mm)	TARA-6066-L	S	JG4		\$ 2148.37	\$ 2634.05	\$ 2359.42	\$ 2845.10
1	6	8		72"(1829mm)	TARA-6072-L	S	JG4		2317.77	2823.85	2548.12	3054.20
1	6	8		78"(1981mm)	TARA-6078-L	S	JG4		2487.17	3013.65	2736.82	3263.30

\*Recommended seating capacity based upon 27"(686mm) per chair.

# Planes Conference Table — Interior Leg Half Round



TAHN  
Class TA1

### Features

- Includes 1.18"(30mm) thick top, interior leg bases and hardware.
- Standard table height is 29"(737mm).
- High-Pressure Laminate Top (HPL) with 3mm edgeband or knife edges.
- Bases are painted aluminum.
- Optional Flip top unit electrical modules are separately specified. Refer to electrical components for appropriate product specification.
- Available with glides only; 0.5"(13mm) height adjustment.
- Depth and width shown in nominal dimensions.
- Ships unassembled.

### Specification Tips

- Cable base not recommended for half round tables.
- 3mm edgeband edge is recommended to allow a flat seam between tables.
- Width is meant to accommodate two 30"(762mm) or 36"(914mm)D rectangular tables.
- The following Planes products are separately specified:
  - Grommets (field cut opening)
  - Flip top unit electrical modules
  - Horizontal wire manager
- Refer to Specification Guide for leg locations.

### To Order, Specify:

1) Product number, including:

#### 1 Edge Option:

- J** Edgeband
- F** Knife

#### 2 Flip Top Unit Cutout(s):

- N** None
- F** Center - single sided/  
4 outlets (add **\$45.40** list)
- J** Center - single-sided/  
6 outlets (add **\$45.40** list)

2) Laminate surface color.

3) Edge trim color.

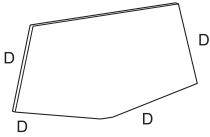
4) Base trim color.

**Note:** **\$62.43** upcharge list for Metallic and accent trim colors.

No. of Pieces	No. of Legs	Depth	Width	Number	① ②	HPL A		B	
						J	F	J	F
1	4	30"(762mm)	60"(1524mm)	TAHN-3060-L	S JG4N	\$ 1122.91	\$1493.70	\$1217.68	\$ 1588.47
1	4	30"(762mm)	72"(1829mm)	TAHN-3672-L	S JG4N	1495.37	1930.62	1631.50	2066.75



# Planes Conference Table — Interior Leg Polygon



TACV  
Class TA1

### Features

- Includes 1.18"(30mm) thick top, interior leg bases and hardware.
- Standard table height is 29"(737mm).
- High-Pressure Laminate Top (HPL) with 3mm edgeband or knife edges.
- Bases are painted aluminum.
- Optional Flip Top unit electrical modules are separately specified. Refer to electrical components for appropriate product specification.
- Available with glides only; 0.5"(13mm) height adjustment.
- Depth and width shown in nominal dimensions.
- Ships unassembled.

### Specification Tips

- Cable base not recommended for polygon table.
- 3mm edgeband edge is recommended to allow a flat seam between tables.
- Depth matches 30"(762mm) or 36"(914mm)D rectangular tables.
- The following Planes products are separately specified:
  - Grommets (field cut opening)
  - Flip top unit electrical modules
  - Horizontal wire manager
- Refer to Specification Guide for leg locations.

### To Order, Specify:

1) Product number, including:

#### 1 Edge Option:

- J** Edgeband
- F** Knife

#### 2 Flip Top Unit Cutout(s):

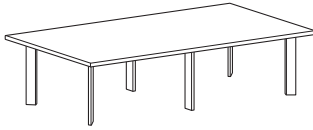
- N** None
- F** Center - single-sided/ 4 outlets (add **\$45.40** list)
- J** Center - single-sided/ 6 outlets (add **\$45.40** list)

- 2) Laminate surface color.
- 3) Edge trim color.
- 4) Base trim color.

**Note:** **\$62.43** upcharge list for Metallic and accent trim colors.

No. of Pieces	No. of Legs	Depth	Width	Number	① ②	HPL		B	
						A	J	J	F
1	5	30"(762mm)	60"(1524mm)	TACV-3060-L	S JG4N	\$ 1129.45	\$1490.93	\$1224.70	\$ 1586.18
1	5	36"(914mm)	72"(1829mm)	TACV-3672-L	S JG4N	1504.44	1926.37	1642.15	2064.08

# Planes Conference Table — Interior Leg Rectangular



TARA  
Class TA1

### Features

- Includes 1.18"(30mm) thick top, interior leg bases and hardware.
- Standard table height is 29"(737mm).
- High-Pressure Laminate Top (HPL) with 3mm edgeband or knife edges based upon shape.
- Interior legs are painted aluminum.
- Interior leg is 1.125"(29mm) x 3.25"(83mm).
- Optional cable base can be specified for tables 36"(914mm)D and deeper:
  - 36"(914mm)D tables will ship with 8"(203mm) x 14"(356mm) cable base.
  - 42"(1067mm)D and deeper tables will ship with 14"(356mm) x 14"(356mm) cable base.
- One piece tops will include one cable base to be centered under table top.
- Cable base and table top(s) are laminate and can be specified in different surface colors and edge trim colors.
- Refer to Specification Guide for use guidelines.
- Optional Flip top unit electrical modules are separately specified. Refer to electrical components for appropriate product specification.
- Available with glides only; 0.5"(13mm) height adjustment.
- Depth and width shown in nominal dimensions.
- Ships unassembled.

### Specification Tips

- Cable base for 36"(914mm)D table is not compatible with Flip Top Cut Out Options (M) and (Q).
- The following Planes products are separately specified:
  - Grommets (field cut opening)
  - Flip top unit electrical modules
  - Horizontal wire management
- Refer to Specification Guide for seating capacities with Cable Base Option and leg locations.

### To Order, Specify:

1) Product number, including:

#### 1 Edge Option:

- J** Edgeband
- F** Knife

#### 2 Flip Top Unit Cutout(s):

- N** None
- F** Center - single-sided/ 4 outlets (add **\$45.40** list)
- V** Left/Right - single-sided/ 4 outlets (add **\$90.80** list)
- J** Center - single-sided/ 6 outlets (add **\$45.40** list)
- K** Left/Right - single-sided/ 6 outlets (add **\$90.80** list)
- M** Center - double-sided/ 8 outlets (add **\$45.40** list)
- P** Left/Right - double-sided/ 8 outlets (add **\$90.80** list)
- Q** Center - double-sided/ 12 outlets (add **\$45.40** list)
- T** Left/Right - double-sided/ 12 outlets (add **\$90.80** list)

#### 3 Cable Base Option:

- N** None
- C** Cable Base:
  - (add **\$912.60** list) for 36"(914mm) deep tables;
  - (add **\$962.36** list) for 42"(1067mm) deep and deeper tables

2) Laminate surface color.

3) Edge trim color.

4) Base trim color.

5) Laminate surface - Cable Base

6) Edge trim color - Cable Base

**Note: \$62.43** upcharge list for Metallic and accent trim colors.

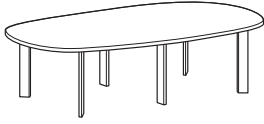
# Planes Conference Table — Interior Leg

## Rectangular

No. of Pieces	Seating Capacity*	Depth	Width	Number	①	②	③	HPL			
								A	F	B	F
								J	F	J	F
6	6	36"(914mm)	72"(1829mm)	TARA-3672-L	S	JG4		\$ 1507.53	\$ 1932.01	\$ 1645.24	\$ 2069.72
6	6		78"(1981mm)	TARA-3678-L	S	JG4		1610.61	2055.49	1759.90	2204.78
6	6		84"(2134mm)	TARA-3684-L	S	JG4		1713.69	2178.97	1874.56	2339.84
6	8		90"(2286mm)	TARA-3690-L	S	JG4		1816.77	2302.45	1989.22	2474.90
6	8		96"(2438mm)	TARA-3696-L	S	JG4		1919.85	2425.93	2103.88	2609.96
6	6	42"(1067mm)	84"(2134mm)	TARA-4284-L	S	JG4		\$ 1949.41	\$ 2435.09	\$ 2137.30	\$ 2622.98
6	8		90"(2286mm)	TARA-4290-L	S	JG4		2069.07	2575.15	2270.47	2776.55
6	8		96"(2438mm)	TARA-4296-L	S	JG4		2188.73	2715.21	2403.64	2930.12
6	8		102"(2591mm)	TARA-42A2-L	S	JG4		2308.39	2855.27	2536.81	3083.69
6	10		108"(2743mm)	TARA-42A8-L	S	JG4		2428.05	2995.33	2669.98	3237.26
6	10		114"(2896mm)	TARA-42B4-L	S	JG4		2547.71	3135.39	2803.15	3390.83
6	10		120"(3048mm)	TARA-42C0-L	S	JG4		2667.37	3275.45	2936.32	3544.40
6	6	48"(1291mm)	84"(2134mm)	TARA-4884-L	S	JG4		\$ 2185.13	\$ 2691.21	\$ 2400.04	\$ 2906.12
6	8		90"(2286mm)	TARA-4890-L	S	JG4		2321.37	2847.85	2551.72	3078.20
6	8		96"(2438mm)	TARA-4896-L	S	JG4		2457.61	3004.49	2703.40	3250.28
6	8		102"(2591mm)	TARA-48A2-L	S	JG4		2593.85	3161.13	2855.08	3422.36
6	10		108"(2743mm)	TARA-48A8-L	S	JG4		2730.09	3317.77	3006.76	3594.44
6	10		114"(2896mm)	TARA-48B4-L	S	JG4		2866.33	3474.41	3158.44	3766.52
6	10		120"(3048mm)	TARA-48C0-L	S	JG4		3002.57	3631.05	3310.12	3938.60
6	8	54"(1372mm)	84"(2134mm)	TARA-5484-L	S	JG4		\$ 2420.85	\$ 2947.33	\$ 2662.78	\$ 3189.26
6	10		90"(2286mm)	TARA-5490-L	S	JG4		2573.67	3120.55	2832.97	3379.85
6	10		96"(2438mm)	TARA-5496-L	S	JG4		2726.49	3293.77	3003.16	3570.44
6	10		102"(2591mm)	TARA-54A2-L	S	JG4		2879.31	3466.99	3173.35	3761.03
6	10		108"(2743mm)	TARA-54A8-L	S	JG4		3032.13	3640.21	3343.54	3951.62
6	10		114"(2896mm)	TARA-54B4-L	S	JG4		3184.95	3813.43	3513.73	4142.21
6	10		120"(3048mm)	TARA-54C0-L	S	JG4		3337.77	3986.65	3683.92	4332.80
6	10	60"(1524mm)	84"(2134mm)	TARA-6084-L	S	JG4		\$ 2656.57	\$ 3203.45	\$ 2925.52	\$ 3472.40
6	10		90"(2286mm)	TARA-6090-L	S	JG4		2825.97	3393.25	3114.22	3681.50
6	10		96"(2438mm)	TARA-6096-L	S	JG4		2995.37	3583.05	3302.92	3890.60
6	10		102"(2591mm)	TARA-60A2-L	S	JG4		3164.77	3772.85	3491.62	4099.70
6	10		108"(2743mm)	TARA-60A8-L	S	JG4		3334.17	3962.65	3680.32	4308.80
6	10		114"(2896mm)	TARA-60B4-L	S	JG4		3503.57	4152.45	3869.02	4517.90
6	10		120"(3048mm)	TARA-60C0-L	S	JG4		3672.97	4342.25	4057.72	4727.00

\*Recommended seating capacity based upon 27"(686mm) per chair.

# Planes Conference Table — Interior Leg Pebble



TARP  
Class TA1

### Features

- Includes 1.18"(30mm) thick top, interior leg bases and hardware.
- Standard table height is 29"(737mm).
- High-Pressure Laminate Top (HPL) with 3mm edgeband or knife edges.
- Top available in standard core.
- Interior legs are painted aluminum.
- Interior leg is 1.125"(29mm) x 3.25"(83mm).
- Optional cable base can be specified for tables 36"(914mm)D and deeper:
  - 36"(914mm)D tables will ship with 8"(203mm) x 14"(356mm) cable base.
  - 42"(1067mm)D and deeper tables will ship with 14"(356mm) x 14"(356mm) cable base.
  - One piece tops will include one cable base to be centered under table top.
  - Cable base and table top(s) are laminate and can be specified in different surface colors and edge trim colors.
  - Refer to Specification Guide for use guidelines.
- Optional Flip top unit electrical modules are separately specified. Refer to electrical components for appropriate product specification.
- Available with glides only; 0.5"(13mm) height adjustment.
- Depth and width shown in nominal dimensions.
- Ships unassembled.

### Specification Tips

- Cable base for 36"(914mm)D table is not compatible with Flip Top Cut Out Options (M) and (Q).
- The following Planes products are separately specified:
  - Grommets (field cut grommet)
  - Flip top unit electrical modules
  - Horizontal wire management
- Refer to Specification Guide for seating capacities with Cable Base Option and leg locations.

### To Order, Specify:

1) Product number, including:

#### 1 Edge Option:

- J** Edgeband
- F** Knife

#### 2 Flip Top Unit Cutout(s):

- N** None
- F** Center - single-sided/  
4 outlets (add **\$45.40** list)
- V** Left/Right - single-sided/  
4 outlets (add **\$90.80** list)
- J** Center - single-sided/  
6 outlets (add **\$45.40** list)
- K** Left/Right - single-sided/  
6 outlets (add **\$90.80** list)
- M** Center - double-sided/  
8 outlets (add **\$45.40** list)
- P** Left/Right - double-sided/  
8 outlets (add **\$90.80** list)
- Q** Center - double-sided/  
12 outlets (add **\$45.40** list)
- T** Left/Right - double-sided/  
12 outlets (add **\$90.80** list)

#### 3 Cable Base Option:

- N** None
- C** Cable Base:  
(add **\$912.60** list) for  
36"(914mm) deep tables;  
(add **\$962.36** list) for  
42"(1067mm) deep and  
deeper tables

2) Laminate surface color.

3) Edge trim color.

4) Base trim color.

5) Laminate surface - Cable Base

6) Edge trim color - Cable Base

**Note: \$62.43** upcharge list for  
Metallic and accent trim colors.

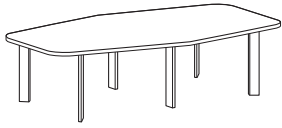
# Planes Conference Table — Interior Leg

## Pebble

No. of Legs	Seating Capacity*	Depth	Width	Number	①	②	③	HPL			
								A J	F	B J	F
4	6	36"(914mm)	72"(1829mm)	TARP-3672-L	S	JG4		\$ 1507.53	\$ 1932.01	\$ 1645.24	\$ 2069.72
6	6		78"(1981mm)	TARP-3678-L	S	JG4		1610.61	2055.49	1759.90	2204.78
6	6		84"(2134mm)	TARP-3684-L	S	JG4		1713.69	2178.97	1874.56	2339.84
6	8		90"(2286mm)	TARP-3690-L	S	JG4		1816.77	2302.45	1989.22	2474.90
6	8		96"(2438mm)	TARP-3696-L	S	JG4		1919.85	2425.93	2103.88	2609.96
6	6	42"(1067mm)	84"(2134mm)	TARP-4284-L	S	JG4		\$ 1949.41	\$ 2435.09	\$ 2137.30	\$ 2622.98
6	8		90"(2286mm)	TARP-4290-L	S	JG4		2069.07	2575.15	2270.47	2776.55
6	8		96"(2438mm)	TARP-4296-L	S	JG4		2188.73	2715.21	2403.64	2930.12
6	8		102"(2591mm)	TARP-42A2-L	S	JG4		2308.39	2855.27	2536.81	3083.69
6	10		108"(2743mm)	TARP-42A8-L	S	JG4		2428.05	2995.33	2669.98	3237.26
6	10		114"(2896mm)	TARP-42B4-L	S	JG4		2547.71	3135.39	2803.15	3390.83
6	10		120"(3048mm)	TARP-42C0-L	S	JG4		2667.37	3275.45	2936.32	3544.40
6	6	48"(1291mm)	84"(2134mm)	TARP-4884-L	S	JG4		\$ 2185.13	\$ 2691.21	\$ 2400.04	\$ 2906.12
6	8		90"(2286mm)	TARP-4890-L	S	JG4		2321.37	2847.85	2551.72	3078.20
6	8		96"(2438mm)	TARP-4896-L	S	JG4		2457.61	3004.49	2703.40	3250.28
6	8		102"(2591mm)	TARP-48A2-L	S	JG4		2593.85	3161.13	2855.08	3422.36
6	10		108"(2743mm)	TARP-48A8-L	S	JG4		2730.09	3317.77	3006.76	3594.44
6	10		114"(2896mm)	TARP-48B4-L	S	JG4		2866.33	3474.41	3158.44	3766.52
6	10		120"(3048mm)	TARP-48C0-L	S	JG4		3002.57	3631.05	3310.12	3938.60
6	8	54"(1372mm)	84"(2134mm)	TARP-5484-L	S	JG4		\$ 2420.85	\$ 2947.33	\$ 2662.78	\$ 3189.26
6	10		90"(2286mm)	TARP-5490-L	S	JG4		2573.67	3120.55	2832.97	3379.85
6	10		96"(2438mm)	TARP-5496-L	S	JG4		2726.49	3293.77	3003.16	3570.44
6	10		102"(2591mm)	TARP-54A2-L	S	JG4		2879.31	3466.99	3173.35	3761.03
6	10		108"(2743mm)	TARP-54A8-L	S	JG4		3032.13	3640.21	3343.54	3951.62
6	10		114"(2896mm)	TARP-54B4-L	S	JG4		3184.95	3813.43	3513.73	4142.21
6	10		120"(3048mm)	TARP-54C0-L	S	JG4		3337.77	3986.65	3683.92	4332.80
6	10	60"(1524mm)	84"(2134mm)	TARP-6084-L	S	JG4		\$ 2656.57	\$ 3203.45	\$ 2925.52	\$ 3472.40
6	10		90"(2286mm)	TARP-6090-L	S	JG4		2825.97	3393.25	3114.22	3681.50
6	10		96"(2438mm)	TARP-6096-L	S	JG4		2995.37	3583.05	3302.92	3890.60
6	10		102"(2591mm)	TARP-60A2-L	S	JG4		3164.77	3772.85	3491.62	4099.70
6	10		108"(2743mm)	TARP-60A8-L	S	JG4		3334.17	3962.65	3680.32	4308.80
6	10		114"(2896mm)	TARP-60B4-L	S	JG4		3503.57	4152.45	3869.02	4517.90
6	10		120"(3048mm)	TARP-60C0-L	S	JG4		3672.97	4342.25	4057.72	4727.00

\*Recommended seating capacity based upon 27"(686mm) per chair.

# Planes Conference Table — Interior Leg Hexagon



TARX  
Class TA1

### Features

- Includes 1.18" (30mm) thick top, interior leg bases and hardware.
- Standard table height is 29" (737mm).
- High-Pressure Laminate Top (HPL) with 3mm edgeband and knife edges.
- Top available in standard core.
- Interior legs are painted aluminum.
- Interior leg is 1.125" (29mm) x 3.25" (83mm).
- Optional cable base can be specified for tables 36" (914mm)D and deeper:
  - 36" (914mm)D tables will ship with 8" (203mm) x 14" (356mm) cable base.
  - 42" (1067mm)D and deeper tables will ship with 14" (356mm) x 14" (356mm) cable base.
- One piece tops will include one cable base to be centered under table top.
- Cable base and table top(s) are laminate and can be specified in different surface colors and edge trim colors.
- Refer to Specification Guide for use guidelines.
- Optional Flip top unit electrical modules are separately specified. Refer to electrical components for appropriate product specification.
- Available with glides only; 0.5" (13mm) height adjustment.
- Depth and width shown in nominal dimensions.
- Ships unassembled.

### Specification Tips

- Cable base for 36" (914mm)D table is not compatible with Flip Top Cut Out Options (M) and (Q).
- The following Planes products are separately specified:
  - Grommets (field cut opening)
  - Flip top unit electrical modules
  - Horizontal wire management
- Refer to Specification Guide for seating capacities with Cable Base Option and leg locations.

### To Order, Specify:

1) Product number, including:

#### 1 Edge Option:

- J** Edgeband
- F** Knife

#### 2 Flip Top Unit Cutout(s):

- N** None
- F** Center - single-sided/  
4 outlets (add **\$45.40** list)
- V** Left/Right - single-sided/  
4 outlets (add **\$90.80** list)
- J** Center - single-sided/  
6 outlets (add **\$45.40** list)
- K** Left/Right - single-sided/  
6 outlets (add **\$90.80** list)
- M** Center - double-sided/  
8 outlets (add **\$45.40** list)
- P** Left/Right - double-sided/  
8 outlets (add **\$90.80** list)
- Q** Center - double-sided/  
12 outlets (add **\$45.40** list)
- T** Left/Right - double-sided/  
12 outlets (add **\$90.80** list)

#### 3 Cable Base Option:

- N** None
- C** Cable Base:  
(add **\$912.60** list) for  
36" (914mm)D tables;  
(add **\$962.36** list) for  
42" (1067mm)D and deeper  
tables

- Laminate surface color.
- Edge trim color.
- Base trim color.
- Laminate surface - Cable Base
- Edge trim color - Cable Base

**Note: \$62.43** upcharge list for Metallic and accent trim colors.

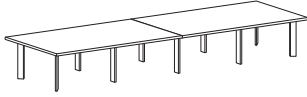
# Planes Conference Table — Interior Leg Hexagon

No. of Legs	Seating Capacity*	Depth	Width	Number	①	②	③	HPL			
								A	F	B	F
								J	F	J	F
4	6	36"(914mm)	72"(1829mm)	TARX-3672-L	S	JG4		\$ 1507.53	\$ 1932.01	\$ 1645.24	\$2069.72
6	6		78"(1981mm)	TARX-3678-L	S	JG4		1610.61	2055.49	1759.90	2204.78
6	6		84"(2134mm)	TARX-3684-L	S	JG4		1713.69	2178.97	1874.56	2339.84
6	8		90"(2286mm)	TARX-3690-L	S	JG4		1816.77	2302.45	1989.22	2474.90
6	8		96"(2438mm)	TARX-3696-L	S	JG4		1919.85	2425.93	2103.88	2609.96
6	6	42"(1067mm)	84"(2134mm)	TARX-4284-L	S	JG4		\$ 1949.41	\$ 2435.09	\$ 2137.30	\$2622.98
6	8		90"(2286mm)	TARX-4290-L	S	JG4		2069.07	2575.15	2270.47	2776.55
6	8		96"(2438mm)	TARX-4296-L	S	JG4		2188.73	2715.21	2403.64	2930.12
6	8		102"(2591mm)	TARX-42A2-L	S	JG4		2308.39	2855.27	2536.81	3083.69
6	10		108"(2743mm)	TARX-42A8-L	S	JG4		2428.05	2995.33	2669.98	3237.26
6	10		114"(2896mm)	TARX-42B4-L	S	JG4		2547.71	3135.39	2803.15	3390.83
6	10		120"(3048mm)	TARX-42C0-L	S	JG4		2667.37	3275.45	2936.32	3544.40
6	6	48"(1291mm)	84"(2134mm)	TARX-4884-L	S	JG4		\$ 2185.13	\$ 2691.21	\$2400.04	\$2906.12
6	8		90"(2286mm)	TARX-4890-L	S	JG4		2321.37	2847.85	2551.72	3078.20
6	8		96"(2438mm)	TARX-4896-L	S	JG4		2457.61	3004.49	2703.40	3250.28
6	8		102"(2591mm)	TARX-48A2-L	S	JG4		2593.85	3161.13	2855.08	3422.36
6	10		108"(2743mm)	TARX-48A8-L	S	JG4		2730.09	3317.77	3006.76	3594.44
6	10		114"(2896mm)	TARX-48B4-L	S	JG4		2866.33	3474.41	3158.44	3766.52
6	10		120"(3048mm)	TARX-48C0-L	S	JG4		3002.57	3631.05	3310.12	3938.60
6	8	54"(1372mm)	84"(2134mm)	TARX-5484-L	S	JG4		\$2420.85	\$ 2947.33	\$2662.78	\$ 3189.26
6	10		90"(2286mm)	TARX-5490-L	S	JG4		2573.67	3120.55	2832.97	3379.85
6	10		96"(2438mm)	TARX-5496-L	S	JG4		2726.49	3293.77	3003.16	3570.44
6	10		102"(2591mm)	TARX-54A2-L	S	JG4		2879.31	3466.99	3173.35	3761.03
6	10		108"(2743mm)	TARX-54A8-L	S	JG4		3032.13	3640.21	3343.54	3951.62
6	10		114"(2896mm)	TARX-54B4-L	S	JG4		3184.95	3813.43	3513.73	4142.21
6	10		120"(3048mm)	TARX-54C0-L	S	JG4		3337.77	3986.65	3683.92	4332.80
6	10	60"(1524mm)	84"(2134mm)	TARX-6084-L	S	JG4		\$2656.57	\$3203.45	\$2925.52	\$ 3472.40
6	10		90"(2286mm)	TARX-6090-L	S	JG4		2825.97	3393.25	3114.22	3681.50
6	10		96"(2438mm)	TARX-6096-L	S	JG4		2995.37	3583.05	3302.92	3890.60
6	10		102"(2591mm)	TARX-60A2-L	S	JG4		3164.77	3772.85	3491.62	4099.70
6	10		108"(2743mm)	TARX-60A8-L	S	JG4		3334.17	3962.65	3680.32	4308.80
6	10		114"(2896mm)	TARX-60B4-L	S	JG4		3503.57	4152.45	3869.02	4517.90
6	10		120"(3048mm)	TARX-60C0-L	S	JG4		3672.97	4342.25	4057.72	4727.00

\*Recommended seating capacity based upon 27"(686mm) per chair.

# Planes Conference Table — Interior Leg

## Rectangular — Two-Piece Top



TARA  
Class TA1

### Features

- Includes 1.18"(30mm) thick tops, interior leg bases and hardware.
- Standard table height is 29"(737mm).
- High-Pressure Laminate Top (HPL) with 3mm edgeband or knife edges.
- Table top seam is 1mm edgeband.
- Interior legs are painted aluminum.
- Interior leg is 1.125"(29mm) x 3.25"(83mm).
- Optional cable base is available:
  - 42"(1067mm)D and deeper tables will ship with 14"(356mm) x 14"(356mm) cable base
  - Two piece tops will include one cable base to be centered on seam under table top.
  - Cable base and table top(s) are laminate and can be specified in different surface colors and edge trim colors.
  - Refer to Specification Guide for use guidelines.
- Optional Flip top unit electrical modules are separately specified. Refer to electrical components for appropriate product specification.
- Available with glides only; 0.5"(13mm) height adjustment.
- Depth and width shown in nominal dimensions.
- Ships unassembled.

### Specification Tips

- Tables with multiple-piece tops have equal sized pieces.
- The following Planes products are separately specified:
  - Grommets (field cut opening)
  - Flip top unit electrical modules
  - Horizontal wire management
- Refer to Specification Guide for seating capacities with Cable Base Option and leg locations.

### To Order, Specify:

1) Product number, including:

#### 1 Edge Option:

- J** Edgeband
- F** Knife

#### 2 Flip Top Unit Cutout(s):

- N** None
- F** Center - single-sided/  
4 outlets (add **\$90.80** list)
- V** Left/Right - single-sided/  
4 outlets (add **\$181.61** list)
- J** Center - single-sided/  
6 outlets (add **\$90.80** list)
- K** Left/Right - single-sided/  
6 outlets (add **\$181.61** list)
- M** Center - double-sided/  
8 outlets (add **\$90.80** list)
- P** Left/Right - double-sided/  
8 outlets (add **\$181.61** list)
- Q** Center - double-sided/  
12 outlets (add **\$90.80** list)
- T** Left/Right - double-sided/  
12 outlets (add **\$181.61** list)

#### 3 Cable Base Option:

- N** None
- C** Cable Base (add **\$962.36** list)

- Laminate surface color.
- 1mm edgeband trim color.  
(Cascade edge/multiple-tops only)\*
- Edge trim color.
- Base trim color.
- Laminate surface - Cable Base
- Edge trim color - Cable Base

**Note:** **\$62.43** upcharge list for Metallic and accent trim colors.



# Planes Conference Table — Interior Leg

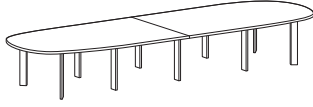
## Rectangular — Two-Piece Top

No. of Legs	Seating Capacity*	Depth	Width	Number	①	②	③	HPL A		B	
								J	F	J	F
6	10	42"(1067mm)	126"(3200mm)	TARA-42C6-L	S	JG4		\$ 3545.56	\$ 4210.21	\$ 3828.02	\$ 4492.67
6	10		132"(3353mm)	TARA-42D2-L	S	JG4		3699.23	4384.28	3995.20	4680.25
10	10		138"(3505mm)	TARA-42D8-L	S	JG4		3852.90	4558.35	4162.38	4867.83
10	10		144"(3658mm)	TARA-42E4-L	S	JG4		4006.57	4732.42	4329.56	5055.41
10	10		150"(3810mm)	TARA-42F0-L	S	JG4		4160.24	4906.49	4496.74	5242.99
10	12		156"(3962mm)	TARA-42F6-L	S	JG4		4313.91	5080.56	4663.92	5430.57
10	12		162"(4115mm)	TARA-42G2-L	S	JG4		4467.58	5254.63	4831.10	5618.15
10	12		168"(4267mm)	TARA-42G8-L	S	JG4		4621.25	5428.70	4998.28	5805.73
10	12		174"(4420mm)	TARA-42H4-L	S	JG4		4774.92	5602.77	5165.46	5993.31
10	12		180"(4572mm)	TARA-42J0-L	S	JG4		4928.59	5776.84	5332.64	6180.89
6	10	48"(1219mm)	126"(3200mm)	TARA-48C6-L	S	JG4		\$ 4006.18	\$ 4691.23	\$ 4329.17	\$ 5014.22
6	10		132"(3353mm)	TARA-48D2-L	S	JG4		4176.43	4881.88	4514.86	5220.31
10	10		138"(3505mm)	TARA-48D8-L	S	JG4		4346.68	5072.53	4700.55	5426.40
10	10		144"(3658mm)	TARA-48E4-L	S	JG4		4516.93	5263.18	4886.24	5632.49
10	10		150"(3810mm)	TARA-48F0-L	S	JG4		4687.18	5453.83	5071.93	5838.58
10	12		156"(3962mm)	TARA-48F6-L	S	JG4		4857.43	5644.48	5257.62	6044.67
10	12		162"(4115mm)	TARA-48G2-L	S	JG4		5027.68	5835.13	5443.31	6250.76
10	12		168"(4267mm)	TARA-48G8-L	S	JG4		5197.93	6025.78	5629.00	6456.85
10	12		174"(4420mm)	TARA-48H4-L	S	JG4		5368.18	6216.43	5814.69	6662.94
10	12		180"(4572mm)	TARA-48J0-L	S	JG4		5538.43	6407.08	6000.38	6869.03
6	10	54"(1372mm)	126"(3200mm)	TARA-54C6-L	S	JG4		\$ 4466.80	\$ 5172.25	\$ 4830.32	\$ 5535.77
6	10		132"(3353mm)	TARA-54D2-L	S	JG4		4653.63	5379.48	5034.52	5760.37
10	10		138"(3505mm)	TARA-54D8-L	S	JG4		4840.46	5586.71	5238.72	5984.97
10	10		144"(3658mm)	TARA-54E4-L	S	JG4		5027.29	5793.94	5442.92	6209.57
10	10		150"(3810mm)	TARA-54F0-L	S	JG4		5214.12	6001.17	5647.12	6434.17
10	12		156"(3962mm)	TARA-54F6-L	S	JG4		5400.95	6208.40	5851.32	6658.77
10	12		162"(4115mm)	TARA-54G2-L	S	JG4		5587.78	6415.63	6055.52	6883.37
10	12		168"(4267mm)	TARA-54G8-L	S	JG4		5774.61	6622.86	6259.72	7107.97
10	14		174"(4420mm)	TARA-54H4-L	S	JG4		5961.44	6830.09	6463.92	7332.57
10	14		180"(4572mm)	TARA-54J0-L	S	JG4		6148.27	7037.32	6668.12	7557.17
6	10	60"(1524mm)	126"(3200mm)	TARA-60C6-L	S	JG4		\$ 4927.42	\$ 5653.27	\$ 5331.47	\$ 6057.32
6	10		132"(3353mm)	TARA-60D2-L	S	JG4		5130.83	5877.08	5554.18	6300.43
10	10		138"(3505mm)	TARA-60D8-L	S	JG4		5334.24	6100.89	5776.89	6543.54
10	10		144"(3658mm)	TARA-60E4-L	S	JG4		5537.65	6324.70	5999.60	6786.65
10	10		150"(3810mm)	TARA-60F0-L	S	JG4		5741.06	6548.51	6222.31	7029.76
10	12		156"(3962mm)	TARA-60F6-L	S	JG4		5944.47	6772.32	6445.02	7272.87
10	12		162"(4115mm)	TARA-60G2-L	S	JG4		6147.88	6996.13	6667.73	7515.98
10	12		168"(4267mm)	TARA-60G8-L	S	JG4		6351.29	7219.94	6890.44	7759.09
10	14		174"(4420mm)	TARA-60H4-L	S	JG4		6554.70	7443.75	7113.15	8002.20
10	14		180"(4572mm)	TARA-60J0-L	S	JG4		6758.11	7667.56	7335.86	8245.31

\*Recommended seating capacity based upon 27"(686mm) per chair.

# Planes Conference Table — Interior Leg

## Pebble — Two-Piece Top



TARP  
Class TA1

### Features

- Includes 1.18"(30mm) thick tops, interior leg bases and hardware.
- Standard table height is 29"(737mm).
- High-Pressure Laminate Top (HPL) with 3mm edgeband or knife edges.
- Table top seam is 1mm edgeband.
- Interior legs are painted aluminum.
- Interior leg is 1.125"(29mm) x 3.25"(83mm).
- Optional cable base is available:
  - 42"(1067mm)D and deeper tables will ship with 14"(356mm) x 14"(356mm) cable base
  - Two piece tops will include one cable base to be centered on seam under table top.
  - Cable base and table top(s) are laminate and can be specified in different surface colors and edge trim colors.
  - Refer to Specification Guide for use guidelines.
- Optional Flip top unit electrical modules are separately specified. Refer to electrical components for appropriate product specification.
- Available with glides only; 0.5"(13mm) height adjustment.
- Depth and width shown in nominal dimensions.
- Ships unassembled.

### Specification Tips

- Tables with multiple-piece tops have equal sized pieces.
- The following Planes products are separately specified:
  - Grommets (field cut openings)
  - Flip top unit electrical modules
  - Horizontal wire management
- Refer to Specification Guide for seating capacities with Cable Base Option and leg locations.

### To Order, Specify:

1) Product number, including:

#### 1 Edge Option:

- J** Edgeband
- F** Knife

#### 2 Flip Top Unit Cutout(s):

- N** None
- F** Center – single-sided/  
4 outlets (add **\$90.80** list)
- V** Left/Right – single-sided/  
4 outlets (add **\$181.61** list)
- J** Center – single-sided/  
6 outlets (add **\$90.80** list)
- K** Left/Right – single-sided/  
6 outlets (add **\$181.61** list)
- M** Center – double-sided/  
8 outlets (add **\$90.80** list)
- P** Left/Right – double-sided/  
8 outlets (add **\$181.61** list)
- Q** Center – double-sided/  
12 outlets (add **\$90.80** list)
- T** Left/Right – double-sided/  
12 outlets (add **\$181.61** list)

#### 3 Cable Base Option:

- N** None
- C** Cable Base (add **\$962.36** list)

- Laminate surface color.
- 1mm edgeband trim color.  
(Cascade edge/multiple-tops only)\*
- Edge trim color.
- Base trim color.
- Laminate surface – Cable Base
- Edge trim color – Cable Base

**Note:** **\$62.43** upcharge list for Metallic and accent trim colors.

# Planes Conference Table — Interior Leg

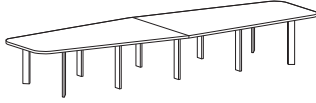
## Pebble — Two-Piece Top

No. of Legs	Seating Capacity*	Depth	Width	Number	①	②	③	HPL			
								A	B	J	F
6	10	42"(1067mm)	126"(3200mm)	TARP-42C6-L	S	JG4		\$ 3545.56	\$ 4210.21	\$ 3828.02	\$ 4492.67
6	10		132"(3353mm)	TARP-42D2-L	S	JG4		3699.23	4384.28	3995.20	4680.25
6	10		138"(3505mm)	TARP-42D8-L	S	JG4		3852.90	4558.35	4162.38	4867.83
6	10		144"(3658mm)	TARP-42E4-L	S	JG4		4006.57	4732.42	4329.56	5055.41
10	10		150"(3810mm)	TARP-42F0-L	S	JG4		4160.24	4906.49	4496.74	5242.99
10	10		156"(3962mm)	TARP-42F6-L	S	JG4		4313.91	5080.56	4663.92	5430.57
10	10		162"(4115mm)	TARP-42G2-L	S	JG4		4467.58	5254.63	4831.10	5618.15
10	12		168"(4267mm)	TARP-42G8-L	S	JG4		4621.25	5428.70	4998.28	5805.73
10	12		174"(4420mm)	TARP-42H4-L	S	JG4		4774.92	5602.77	5165.46	5993.31
10	12		180"(4572mm)	TARP-42J0-L	S	JG4		4928.59	5776.84	5332.64	6180.89
6	10	48"(1219mm)	126"(3200mm)	TARP-48C6-L	S	JG4		\$ 4006.18	\$ 4691.23	\$ 4329.17	\$ 5014.22
6	10		132"(3353mm)	TARP-48D2-L	S	JG4		4176.43	4881.88	4514.86	5220.31
6	10		138"(3505mm)	TARP-48D8-L	S	JG4		4346.68	5072.53	4700.55	5426.40
6	10		144"(3658mm)	TARP-48E4-L	S	JG4		4516.93	5263.18	4886.24	5632.49
10	10		150"(3810mm)	TARP-48F0-L	S	JG4		4687.18	5453.83	5071.93	5838.58
10	10		156"(3962mm)	TARP-48F6-L	S	JG4		4857.43	5644.48	5257.62	6044.67
10	10		162"(4115mm)	TARP-48G2-L	S	JG4		5027.68	5835.13	5443.31	6250.76
10	10		168"(4267mm)	TARP-48G8-L	S	JG4		5197.93	6025.78	5629.00	6456.85
10	12		174"(4420mm)	TARP-48H4-L	S	JG4		5368.18	6216.43	5814.69	6662.94
10	12		180"(4572mm)	TARP-48J0-L	S	JG4		5538.43	6407.08	6000.38	6869.03
6	10	54"(1372mm)	126"(3200mm)	TARP-54C6-L	S	JG4		\$ 4466.80	\$ 5172.25	\$ 4830.32	\$ 5535.77
6	10		132"(3353mm)	TARP-54D2-L	S	JG4		4653.63	5379.48	5034.52	5760.37
6	10		138"(3505mm)	TARP-54D8-L	S	JG4		4840.46	5586.71	5238.72	5984.97
6	10		144"(3658mm)	TARP-54E4-L	S	JG4		5027.29	5793.94	5442.92	6209.57
10	10		150"(3810mm)	TARP-54F0-L	S	JG4		5214.12	6001.17	5647.12	6434.17
10	10		156"(3962mm)	TARP-54F6-L	S	JG4		5400.95	6208.40	5851.32	6658.77
10	10		162"(4115mm)	TARP-54G2-L	S	JG4		5587.78	6415.63	6055.52	6883.37
10	10		168"(4267mm)	TARP-54G8-L	S	JG4		5774.61	6622.86	6259.72	7107.97
10	12		174"(4420mm)	TARP-54H4-L	S	JG4		5961.44	6830.09	6463.92	7332.57
10	12		180"(4572mm)	TARP-54J0-L	S	JG4		6148.27	7037.32	6668.12	7557.17
6	10	60"(1524mm)	126"(3200mm)	TARP-60C6-L	S	JG4		\$ 4927.42	\$ 5653.27	\$ 5331.47	\$ 6057.32
6	10		132"(3353mm)	TARP-60D2-L	S	JG4		5130.83	5877.08	5554.18	6300.43
6	10		138"(3505mm)	TARP-60D8-L	S	JG4		5334.24	6100.89	5776.89	6543.54
6	10		144"(3658mm)	TARP-60E4-L	S	JG4		5537.65	6324.70	5999.60	6786.65
10	10		150"(3810mm)	TARP-60F0-L	S	JG4		5741.06	6548.51	6222.31	7029.76
10	10		156"(3962mm)	TARP-60F6-L	S	JG4		5944.47	6772.32	6445.02	7272.87
10	10		162"(4115mm)	TARP-60G2-L	S	JG4		6147.88	6996.13	6667.73	7515.98
10	10		168"(4267mm)	TARP-60G8-L	S	JG4		6351.29	7219.94	6890.44	7759.09
10	12		174"(4420mm)	TARP-60H4-L	S	JG4		6554.70	7443.75	7113.15	8002.20
10	12		180"(4572mm)	TARP-60J0-L	S	JG4		6758.11	7667.56	7335.86	8245.31

\*Recommended seating capacity based upon 27"(686mm) per chair.

# Planes Conference Table — Interior Leg

## Hexagon — Two-Piece Top



TARX  
Class TA1

### Features

- Includes 1.18"(30mm) thick tops, interior leg bases and hardware.
- Standard table height is 29"(737mm).
- High-Pressure Laminate Top (HPL) with 3mm edgeband or knife edges.
- Table top seam is 1mm edgeband.
- Interior legs are painted aluminum.
- Interior leg is 1.125"(29mm) x 3.25"(83mm).
- Optional cable base is available:
  - 42"(1067mm)D and deeper tables will ship with 14"(356mm) x 14"(356mm) cable base
  - Two piece tops will include one cable base to be centered on seam under table top.
  - Cable base and table top(s) are laminate and can be specified in different surface colors and edge trim colors.
  - Refer to Specification Guide for use guidelines.
- Optional Flip top unit electrical modules are separately specified. Refer to electrical components for appropriate product specification.
- Available with glides only; 0.5"(13mm) height adjustment.
- Depth and width shown in nominal dimensions.
- Ships unassembled.

### Specification Tips

- Tables with multiple-piece tops have equal sized pieces.
- The following Planes products are separately specified:
  - Grommets (field cut openings)
  - Flip top unit electrical modules
  - Horizontal wire management
- Refer to Specification Guide for seating capacities with Cable Base Option and leg locations.

### To Order, Specify:

1) Product number, including:

#### 1 Edge Option:

- J** Edgeband
- F** Knife

#### 2 Flip Top Unit Cutout(s):

- N** None
- F** Center - single-sided/  
4 outlets (add **\$90.80** list)
- V** Left/Right - single-sided/  
4 outlets (add **\$181.61** list)
- J** Center - single-sided/  
6 outlets (add **\$90.80** list)
- K** Left/Right - single-sided/  
6 outlets (add **\$181.61** list)
- M** Center - double-sided/  
8 outlets (add **\$90.80** list)
- P** Left/Right - double-sided/  
8 outlets (add **\$181.61** list)
- Q** Center - double-sided/  
12 outlets (add **\$90.80** list)
- T** Left/Right - double-sided/  
12 outlets (add **\$181.61** list)

#### 3 Cable Base Option:

- N** None
- C** Cable Base (add **\$962.36** list)

- 2) Laminate surface color.
- 3) 1mm edgeband trim color.  
(Cascade edge/multiple-tops only)\*
- 4) Edge trim color.
- 5) Base trim color.
- 6) Laminate surface - Cable Base
- 7) Edge trim color - Cable Base

**Note:** **\$62.43** upcharge list for Metallic and accent trim colors.

# Planes Conference Table — Interior Leg

## Hexagon — Two-Piece Top

No. of Legs	Seating Capacity*	Depth	Width	Number	①	②	③	HPL A		B	
								J	F	J	F
6	10	42"(1067mm)	126"(3200mm)	TARX-42C6-L	S	JG4		\$ 3545.56	\$ 4210.21	\$ 3828.02	\$ 4492.67
6	10		132"(3353mm)	TARX-42D2-L	S	JG4		3699.23	4384.28	3995.20	4680.25
6	10		138"(3505mm)	TARX-42D8-L	S	JG4		3852.90	4558.35	4162.38	4867.83
6	10		144"(3658mm)	TARX-42E4-L	S	JG4		4006.57	4732.42	4329.56	5055.41
10	10		150"(3810mm)	TARX-42F0-L	S	JG4		4160.24	4906.49	4496.74	5242.99
10	10		156"(3962mm)	TARX-42F6-L	S	JG4		4313.91	5080.56	4663.92	5430.57
10	10		162"(4115mm)	TARX-42G2-L	S	JG4		4467.58	5254.63	4831.10	5618.15
10	10		168"(4267mm)	TARX-42G8-L	S	JG4		4621.25	5428.70	4998.28	5805.73
10	12		174"(4420mm)	TARX-42H4-L	S	JG4		4774.92	5602.77	5165.46	5993.31
10	12		180"(4572mm)	TARX-42J0-L	S	JG4		4928.59	5776.84	5332.64	6180.89
6	10	48"(1219mm)	126"(3200mm)	TARX-48C6-L	S	JG4		\$ 4006.18	\$ 4691.23	\$ 4329.17	\$ 5014.22
6	10		132"(3353mm)	TARX-48D2-L	S	JG4		4176.43	4881.88	4514.86	5220.31
6	10		138"(3505mm)	TARX-48D8-L	S	JG4		4346.68	5072.53	4700.55	5426.40
6	10		144"(3658mm)	TARX-48E4-L	S	JG4		4516.93	5263.18	4886.24	5632.49
10	10		150"(3810mm)	TARX-48F0-L	S	JG4		4687.18	5453.83	5071.93	5838.58
10	10		156"(3962mm)	TARX-48F6-L	S	JG4		4857.43	5644.48	5257.62	6044.67
10	10		162"(4115mm)	TARX-48G2-L	S	JG4		5027.68	5835.13	5443.31	6250.76
10	10		168"(4267mm)	TARX-48G8-L	S	JG4		5197.93	6025.78	5629.00	6456.85
10	12		174"(4420mm)	TARX-48H4-L	S	JG4		5368.18	6216.43	5814.69	6662.94
10	12		180"(4572mm)	TARX-48J0-L	S	JG4		5538.43	6407.08	6000.38	6869.03
6	10	54"(1372mm)	126"(3200mm)	TARX-54C6-L	S	JG4		\$ 4466.80	\$ 5172.25	\$ 4830.32	\$ 5535.77
6	10		132"(3353mm)	TARX-54D2-L	S	JG4		4653.63	5379.48	5034.52	5760.37
6	10		138"(3505mm)	TARX-54D8-L	S	JG4		4840.46	5586.71	5238.72	5984.97
6	10		144"(3658mm)	TARX-54E4-L	S	JG4		5027.29	5793.94	5442.92	6209.57
10	10		150"(3810mm)	TARX-54F0-L	S	JG4		5214.12	6001.17	5647.12	6434.17
10	10		156"(3962mm)	TARX-54F6-L	S	JG4		5400.95	6208.40	5851.32	6658.77
10	10		162"(4115mm)	TARX-54G2-L	S	JG4		5587.78	6415.63	6055.52	6883.37
10	10		168"(4267mm)	TARX-54G8-L	S	JG4		5774.61	6622.86	6259.72	7107.97
10	12		174"(4420mm)	TARX-54H4-L	S	JG4		5961.44	6830.09	6463.92	7332.57
10	12		180"(4572mm)	TARX-54J0-L	S	JG4		6148.27	7037.32	6668.12	7557.17
6	10	60"(1524mm)	126"(3200mm)	TARX-60C6-L	S	JG4		\$ 4927.42	\$ 5653.27	\$ 5331.47	\$ 6057.32
6	10		132"(3353mm)	TARX-60D2-L	S	JG4		5130.83	5877.08	5554.18	6300.43
6	10		138"(3505mm)	TARX-60D8-L	S	JG4		5334.24	6100.89	5776.89	6543.54
6	10		144"(3658mm)	TARX-60E4-L	S	JG4		5537.65	6324.70	5999.60	6786.65
10	10		150"(3810mm)	TARX-60F0-L	S	JG4		5741.06	6548.51	6222.31	7029.76
10	10		156"(3962mm)	TARX-60F6-L	S	JG4		5944.47	6772.32	6445.02	7272.87
10	10		162"(4115mm)	TARX-60G2-L	S	JG4		6147.88	6996.13	6667.73	7515.98
10	10		168"(4267mm)	TARX-60G8-L	S	JG4		6351.29	7219.94	6890.44	7759.09
10	12		174"(4420mm)	TARX-60H4-L	S	JG4		6554.70	7443.75	7113.15	8002.20
10	12		180"(4572mm)	TARX-60J0-L	S	JG4		6758.11	7667.56	7335.86	8245.31

\*Recommended seating capacity based upon 27"(686mm) per chair.

# Planes Conference Table — Interior Leg

## Rectangular — Three-Piece Top



TARA  
Class TA1

### Features

- Includes 1.18"(30mm) thick tops, interior leg bases and hardware.
- Standard table height is 29"(737mm).
- High-Pressure Laminate Top (HPL) with 3mm edgeband or knife edges.
- Table top seams are 1mm edgeband.
- Interior legs are painted aluminum.
- Interior leg is 1.125"(29mm) x 3.25"(83mm).
- Optional cable bases are available:
  - 42"(1067mm)D and deeper tables will ship with 14"(356mm) x 14"(356mm) cable bases.
  - Three piece tops will include two cable bases to be centered on seams.
  - Cable base and table top(s) are laminate and can be specified in different surface colors and edge trim colors.
  - Refer to Specification Guide for use guidelines.
- Optional Flip top unit electrical modules are separately specified. Refer to electrical components for appropriate product specification.
- Available with glides only; 0.5"(13mm) height adjustment.
- Depth and width shown in nominal dimensions.
- Ships unassembled.

### Specification Tips

- Tables with multiple-piece tops have equal sized pieces.
- The following Planes products are separately specified:
  - Grommets (field cut opening)
  - Flip top unit electrical modules
  - Horizontal wire management
- Refer to Specification Guide for seating capacities with Cable Base Option and leg locations.

### To Order, Specify:

1) Product number, including:

#### 1 Edge Option:

- J** Edgeband
- F** Knife

#### 2 Flip Top Unit Cutout(s):

- N** None
- F** Center - single-sided/  
4 outlets (add **\$136.21** list)
- V** Left/Right - single-sided/  
4 outlets (add **\$272.41** list)
- J** Center - single-sided/  
6 outlets (add **\$136.21** list)
- K** Left/Right - single-sided/  
6 outlets (add **\$272.41** list)
- M** Center - double-sided/  
8 outlets (add **\$136.21** list)
- P** Left/Right - double-sided/  
8 outlets (add **\$272.41** list)
- Q** Center - double-sided/  
12 outlets (add **\$136.21** list)
- T** Left/Right - double-sided/  
12 outlets (add **\$272.41** list)

#### 3 Cable Base Option:

- N** None
- C** Cable Bases (2) (add **\$1924.66** list)

2) Laminate surface color.

3) 1mm edgeband trim color.  
(Cascade edge/multiple-tops only)\*

4) Edge trim color.

5) Base trim color.

6) Laminate surface - Cable Bases

7) Edge trim color - Cable Bases

**Note:** **\$62.43** upcharge list for Metallic and accent trim colors.

# Planes Conference Table — Interior Leg

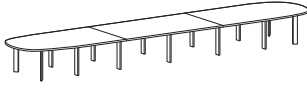
## Rectangular — Three-Piece Top

No. of Legs	Seating Capacity*	Depth	Width	Number	①	②	③	HPL		B	
								A J	F	J	F
8	14	42"(1067mm)	186"(4724mm)	TARA-42J6-L	S	JG4		\$5099.32	\$ 6014.86	\$ 5516.88	\$ 6432.42
8	14		192"(4877mm)	TARA-42K2-L	S	JG4		\$252.99	6188.93	5684.06	6620.00
8	14		198"(5029mm)	TARA-42K8-L	S	JG4		5406.66	6363.00	5851.24	6807.58
14	14		204"(5182mm)	TARA-42L4-L	S	JG4		5560.33	6537.07	6018.42	6995.16
14	14		210"(5334mm)	TARA-42M0-L	S	JG4		5714.00	6711.14	6185.60	7182.74
14	14		216"(5486mm)	TARA-42M6-L	S	JG4		5867.67	6885.21	6352.78	7370.32
14	16		222"(5639mm)	TARA-42N2-L	S	JG4		6021.34	7059.28	6519.96	7557.90
14	16		228"(5791mm)	TARA-42N8-L	S	JG4		6175.01	7233.35	6687.14	7745.48
14	16		234"(5944mm)	TARA-42P4-L	S	JG4		6328.68	7407.42	6854.32	7933.06
14	16		240"(6096mm)	TARA-42Q0-L	S	JG4		6482.35	7581.49	7021.50	8120.64
14	16		246"(6248mm)	TARA-42Q6-L	S	JG4		6636.02	7755.56	7188.68	8308.22
14	16		252"(6401mm)	TARA-42R2-L	S	JG4		6789.69	7929.63	7355.86	8495.80
14	18		258"(6553mm)	TARA-42R8-L	S	JG4		6943.36	8103.70	7523.04	8683.38
14	18		264"(6706mm)	TARA-42S4-L	S	JG4		7097.03	8277.77	7690.22	8870.96
14	20		270"(6858mm)	TARA-42T0-L	S	JG4		7348.66	8451.84	7955.36	9058.54
8	14	48"(1219mm)	186"(4724mm)	TARA-48J6-L	S	JG4		\$ 5725.74	\$ 6661.68	\$ 6203.13	\$ 7139.07
8	14		192"(4877mm)	TARA-48K2-L	S	JG4		5895.99	6852.33	6388.82	7345.16
8	14		198"(5029mm)	TARA-48K8-L	S	JG4		6066.24	7042.98	6574.51	7551.25
14	14		204"(5182mm)	TARA-48L4-L	S	JG4		6236.49	7233.63	6760.20	7757.34
14	14		210"(5334mm)	TARA-48M0-L	S	JG4		6406.74	7424.28	6945.89	7963.43
14	14		216"(5486mm)	TARA-48M6-L	S	JG4		6576.99	7614.93	7131.58	8169.52
14	16		222"(5639mm)	TARA-48N2-L	S	JG4		6747.24	7805.58	7317.27	8375.61
14	16		228"(5791mm)	TARA-48N8-L	S	JG4		6917.49	7996.23	7502.96	8581.70
14	16		234"(5944mm)	TARA-48P4-L	S	JG4		7087.74	8186.88	7688.65	8787.79
14	16		240"(6096mm)	TARA-48Q0-L	S	JG4		7257.99	8377.53	7874.34	8993.88
14	16		246"(6248mm)	TARA-48Q6-L	S	JG4		7428.24	8568.18	8060.03	9199.97
14	16		252"(6401mm)	TARA-48R2-L	S	JG4		7598.49	8758.83	8245.72	9406.06
14	18		258"(6553mm)	TARA-48R8-L	S	JG4		7768.74	8949.48	8431.41	9612.15
14	18		264"(6706mm)	TARA-48S4-L	S	JG4		7938.99	9140.13	8617.10	9818.24
14	20		270"(6858mm)	TARA-48T0-L	S	JG4		8109.24	9330.78	8802.79	10024.33
8	14	54"(1372mm)	186"(4724mm)	TARA-54J6-L	S	JG4		\$6254.20	\$ 7308.50	\$ 6791.42	\$ 7845.72
8	14		192"(4877mm)	TARA-54K2-L	S	JG4		6441.03	7515.73	6995.62	8070.32
8	14		198"(5029mm)	TARA-54K8-L	S	JG4		6627.86	7722.96	7199.82	8294.92
14	14		204"(5182mm)	TARA-54L4-L	S	JG4		6814.69	7930.19	7404.02	8519.52
14	14		210"(5334mm)	TARA-54M0-L	S	JG4		7001.52	8137.42	7608.22	8744.12
14	14		216"(5486mm)	TARA-54M6-L	S	JG4		7188.35	8344.65	7812.42	8968.72
14	16		222"(5639mm)	TARA-54N2-L	S	JG4		7375.18	8551.88	8016.62	9193.32
14	16		228"(5791mm)	TARA-54N8-L	S	JG4		7562.01	8759.11	8220.82	9417.92
14	16		234"(5944mm)	TARA-54P4-L	S	JG4		7748.84	8966.34	8425.02	9642.52
14	16		240"(6096mm)	TARA-54Q0-L	S	JG4		7935.67	9173.57	8629.22	9867.12
14	16		246"(6248mm)	TARA-54Q6-L	S	JG4		8122.50	9380.80	8833.42	10091.72
14	16		252"(6401mm)	TARA-54R2-L	S	JG4		8309.33	9588.03	9037.62	10316.32
14	18		258"(6553mm)	TARA-54R8-L	S	JG4		8496.16	9795.26	9241.82	10540.92
14	18		264"(6706mm)	TARA-54S4-L	S	JG4		8682.99	10002.49	9446.02	10765.52
14	20		270"(6858mm)	TARA-54T0-L	S	JG4		8869.82	10209.72	9650.22	10990.12
8	14	60"(1524mm)	186"(4724mm)	TARA-60J6-L	S	JG4		\$ 6782.67	\$ 7955.32	\$ 7379.72	\$ 8552.37
8	14		192"(4877mm)	TARA-60K2-L	S	JG4		6986.08	8179.13	7602.43	8795.48
8	14		198"(5029mm)	TARA-60K8-L	S	JG4		7189.49	8402.94	7825.14	9038.59
14	14		204"(5182mm)	TARA-60L4-L	S	JG4		7392.90	8626.75	8047.85	9281.70
14	14		210"(5334mm)	TARA-60M0-L	S	JG4		7596.31	8850.56	8270.56	9524.81
14	14		216"(5486mm)	TARA-60M6-L	S	JG4		7799.72	9074.37	8493.27	9767.92
14	16		222"(5639mm)	TARA-60N2-L	S	JG4		8003.13	9298.18	8715.98	10011.03
14	16		228"(5791mm)	TARA-60N8-L	S	JG4		8206.54	9521.99	8938.69	10254.14
14	16		234"(5944mm)	TARA-60P4-L	S	JG4		8409.95	9745.80	9161.40	10497.25
14	16		240"(6096mm)	TARA-60Q0-L	S	JG4		8613.36	9969.61	9384.11	10740.36
14	16		246"(6248mm)	TARA-60Q6-L	S	JG4		8816.77	10193.42	9606.82	10983.47
14	16		252"(6401mm)	TARA-60R2-L	S	JG4		9020.18	10417.23	9829.53	11226.58
14	18		258"(6553mm)	TARA-60R8-L	S	JG4		9223.59	10641.04	10052.24	11469.69
14	18		264"(6706mm)	TARA-60S4-L	S	JG4		9427.00	10864.85	10274.95	11712.80
14	20		270"(6858mm)	TARA-60T0-L	S	JG4		9630.41	11088.66	10497.66	11955.91

\*Recommended seating capacity based upon 27"(686mm) per chair.

# Planes Conference Table — Interior Leg

## Pebble — Three-Piece Top



TARP  
Class TA1

### Features

- Includes 1.18"(30mm) thick tops, interior leg bases and hardware.
- Standard table height is 29"(737mm).
- High-Pressure Laminate Top (HPL) with 3mm edgeband or knife edges.
- Table top seams are 1mm edgeband.
- Interior legs are painted aluminum.
- Interior leg is 1.125"(29mm) x 3.25"(83mm).
- Optional cable bases are available :
  - 42"(1067mm)D and deeper tables will ship with 14"(356mm) x 14"(356mm) cable bases.
  - Three piece tops will include two cable bases to be centered on seams.
  - Cable base and table top(s) are laminate and can be specified in different surface colors and edge trim colors.
  - Refer to Specification Guide for use guidelines.
  - Optional Flip top unit electrical modules are separately specified. Refer to electrical components for appropriate product specification.
- Available with glides only; 0.5"(13mm) height adjustment.
- Depth and width shown in nominal dimensions.
- Ships unassembled.

### Specification Tips

- Tables with multiple-piece tops have equal sized pieces.
- The following Planes products are separately specified:
  - Grommets (field cut opening)
  - Flip top unit electrical modules
  - Horizontal wire management
- Refer to Specification Guide for seating capacities with Cable Base Option and leg locations.

### To Order, Specify:

1) Product number, including:

#### 1 Edge Option:

- J** Edgeband
- F** Knife

#### 2 Flip Top Unit Cutout(s):

- N** None
- F** Center - single-sided/  
4 outlets (add **\$136.21** list)
- V** Left/Right - single-sided/  
4 outlets (add **\$272.41** list)
- J** Center - single-sided/  
6 outlets (add **\$136.21** list)
- K** Left/Right - single-sided/  
6 outlets (add **\$272.41** list)
- M** Center - double-sided/  
8 outlets (add **\$136.21** list)
- P** Left/Right - double-sided/  
8 outlets (add **\$272.41** list)
- Q** Center - double-sided/  
12 outlets (add **\$136.21** list)
- T** Left/Right - double-sided/  
12 outlets (add **\$272.41** list)

#### 3 Cable Base Option:

- N** None
- C** Cable Bases (2) (add **\$1924.66** list)

2) Laminate surface color.

3) 1mm edgeband trim color.  
(Cascade edge/multiple-tops only)\*

4) Edge trim color.

5) Base trim color.

6) Laminate surface - Cable Bases

7) Edge trim color - Cable Bases

**Note:** **\$62.43** upcharge list for Metallic and accent trim colors.



# Planes Conference Table — Interior Leg

## Pebble — Three-Piece Top

No. of Legs	Seating Capacity*	Depth	Width	Number	①	②	③	HPL			
								A	F	B	F
								J	F	J	F
8	14	42"(1067mm)	186"(4724mm)	TARP-42J6-L	S	JG4		\$5099.32	\$ 6014.86	\$ 5516.88	\$ 6432.42
8	14		192"(4877mm)	TARP-42K2-L	S	JG4		\$5252.99	\$ 6188.93	\$ 5684.06	\$ 6620.00
8	14		198"(5029mm)	TARP-42K8-L	S	JG4		\$5406.66	\$ 6363.00	\$ 5851.24	\$ 6807.58
10	14		204"(5182mm)	TARP-42L4-L	S	JG4		\$5560.33	\$ 6537.07	\$ 6018.42	\$ 6995.16
10	14		210"(5334mm)	TARP-42M0-L	S	JG4		\$5714.00	\$ 6711.14	\$ 6185.60	\$ 7182.74
10	14		216"(5486mm)	TARP-42M6-L	S	JG4		\$5867.67	\$ 6885.21	\$ 6352.78	\$ 7370.32
14	14		222"(5639mm)	TARP-42N2-L	S	JG4		\$6021.34	\$ 7059.28	\$ 6519.96	\$ 7557.90
14	14		228"(5791mm)	TARP-42N8-L	S	JG4		\$6175.01	\$ 7233.35	\$ 6687.14	\$ 7745.48
14	14		234"(5944mm)	TARP-42P4-L	S	JG4		\$6328.68	\$ 7407.42	\$ 6854.32	\$ 7933.06
14	14		240"(6096mm)	TARP-42Q0-L	S	JG4		\$6482.35	\$ 7581.49	\$ 7021.50	\$ 8120.64
14	14		246"(6248mm)	TARP-42Q6-L	S	JG4		\$6636.02	\$ 7755.56	\$ 7188.68	\$ 8308.22
14	14		252"(6401mm)	TARP-42R2-L	S	JG4		\$6789.69	\$ 7929.63	\$ 7355.86	\$ 8495.80
14	14		258"(6553mm)	TARP-42R8-L	S	JG4		\$6943.36	\$ 8103.70	\$ 7523.04	\$ 8683.38
14	14		264"(6706mm)	TARP-42S4-L	S	JG4		\$7097.03	\$ 8277.77	\$ 7690.22	\$ 8870.96
14	16		270"(6858mm)	TARP-42T0-L	S	JG4		\$7250.70	\$ 8451.84	\$ 7857.40	\$ 9058.54
8	14	48"(1219mm)	186"(4724mm)	TARP-48J6-L	S	JG4		\$ 5725.74	\$ 6661.68	\$ 6203.13	\$ 7139.07
8	14		192"(4877mm)	TARP-48K2-L	S	JG4		\$ 5895.99	\$ 6852.33	\$ 6388.82	\$ 7345.16
8	14		198"(5029mm)	TARP-48K8-L	S	JG4		\$ 6066.24	\$ 7042.98	\$ 6574.51	\$ 7551.25
8	14		204"(5182mm)	TARP-48L4-L	S	JG4		\$ 6236.49	\$ 7233.63	\$ 6760.20	\$ 7757.34
8	14		210"(5334mm)	TARP-48M0-L	S	JG4		\$ 6406.74	\$ 7424.28	\$ 6945.89	\$ 7963.43
8	14		216"(5486mm)	TARP-48M6-L	S	JG4		\$ 6576.99	\$ 7614.93	\$ 7131.58	\$ 8169.52
14	14		222"(5639mm)	TARP-48N2-L	S	JG4		\$ 6747.24	\$ 7805.58	\$ 7317.27	\$ 8375.61
14	14		228"(5791mm)	TARP-48N8-L	S	JG4		\$ 6917.49	\$ 7996.23	\$ 7502.96	\$ 8581.70
14	14		234"(5944mm)	TARP-48P4-L	S	JG4		\$ 7087.74	\$ 8186.88	\$ 7688.65	\$ 8787.79
14	14		240"(6096mm)	TARP-48Q0-L	S	JG4		\$ 7257.99	\$ 8377.53	\$ 7874.34	\$ 8993.88
14	14		246"(6248mm)	TARP-48Q6-L	S	JG4		\$ 7428.24	\$ 8568.18	\$ 8060.03	\$ 9199.97
14	14		252"(6401mm)	TARP-48R2-L	S	JG4		\$ 7598.49	\$ 8758.83	\$ 8245.72	\$ 9406.06
14	14		258"(6553mm)	TARP-48R8-L	S	JG4		\$ 7768.74	\$ 8949.48	\$ 8431.41	\$ 9612.15
14	14		264"(6706mm)	TARP-48S4-L	S	JG4		\$ 7938.99	\$ 9140.13	\$ 8617.10	\$ 9818.24
14	16		270"(6858mm)	TARP-48T0-L	S	JG4		\$ 8109.24	\$ 9330.78	\$ 8802.79	\$ 10024.33
8	14	54"(1372mm)	186"(4724mm)	TARP-54J6-L	S	JG4		\$ 6254.20	\$ 7308.50	\$ 6791.42	\$ 7845.72
8	14		192"(4877mm)	TARP-54K2-L	S	JG4		\$ 6441.03	\$ 7515.73	\$ 6995.62	\$ 8070.32
8	14		198"(5029mm)	TARP-54K8-L	S	JG4		\$ 6627.86	\$ 7722.96	\$ 7199.82	\$ 8294.92
8	14		204"(5182mm)	TARP-54L4-L	S	JG4		\$ 6814.69	\$ 7930.19	\$ 7404.02	\$ 8519.52
8	14		210"(5334mm)	TARP-54M0-L	S	JG4		\$ 7001.52	\$ 8137.42	\$ 7608.22	\$ 8744.12
8	14		216"(5486mm)	TARP-54M6-L	S	JG4		\$ 7188.35	\$ 8344.65	\$ 7812.42	\$ 8968.72
14	14		222"(5639mm)	TARP-54N2-L	S	JG4		\$ 7375.18	\$ 8551.88	\$ 8016.62	\$ 9193.32
14	14		228"(5791mm)	TARP-54N8-L	S	JG4		\$ 7562.01	\$ 8759.11	\$ 8220.82	\$ 9417.92
14	14		234"(5944mm)	TARP-54P4-L	S	JG4		\$ 7748.84	\$ 8966.34	\$ 8425.02	\$ 9642.52
14	14		240"(6096mm)	TARP-54Q0-L	S	JG4		\$ 7935.67	\$ 9173.57	\$ 8629.22	\$ 9867.12
14	14		246"(6248mm)	TARP-54Q6-L	S	JG4		\$ 8122.50	\$ 9380.80	\$ 8833.42	\$ 10091.72
14	14		252"(6401mm)	TARP-54R2-L	S	JG4		\$ 8309.33	\$ 9588.03	\$ 9037.62	\$ 10316.32
14	14		258"(6553mm)	TARP-54R8-L	S	JG4		\$ 8496.16	\$ 9795.26	\$ 9241.82	\$ 10540.92
14	14		264"(6706mm)	TARP-54S4-L	S	JG4		\$ 8682.99	\$ 10002.49	\$ 9446.02	\$ 10765.52
14	16		270"(6858mm)	TARP-54T0-L	S	JG4		\$ 8869.82	\$ 10209.72	\$ 9650.22	\$ 10990.12
8	14	60"(1524mm)	186"(4724mm)	TARP-60J6-L	S	JG4		\$ 6782.67	\$ 7955.32	\$ 7379.72	\$ 8552.37
8	14		192"(4877mm)	TARP-60K2-L	S	JG4		\$ 6986.08	\$ 8179.13	\$ 7602.43	\$ 8795.48
8	14		198"(5029mm)	TARP-60K8-L	S	JG4		\$ 7189.49	\$ 8402.94	\$ 7825.14	\$ 9038.59
8	14		204"(5182mm)	TARP-60L4-L	S	JG4		\$ 7392.90	\$ 8626.75	\$ 8047.85	\$ 9281.70
8	14		210"(5334mm)	TARP-60M0-L	S	JG4		\$ 7596.31	\$ 8850.56	\$ 8270.56	\$ 9524.81
8	14		216"(5486mm)	TARP-60M6-L	S	JG4		\$ 7799.72	\$ 9074.37	\$ 8493.27	\$ 9767.92
14	14		222"(5639mm)	TARP-60N2-L	S	JG4		\$ 8003.13	\$ 9298.18	\$ 8715.98	\$ 10011.03
14	14		228"(5791mm)	TARP-60N8-L	S	JG4		\$ 8206.54	\$ 9521.99	\$ 8938.69	\$ 10254.14
14	14		234"(5944mm)	TARP-60P4-L	S	JG4		\$ 8409.95	\$ 9745.80	\$ 9161.40	\$ 10497.25
14	14		240"(6096mm)	TARP-60Q0-L	S	JG4		\$ 8613.36	\$ 9969.61	\$ 9384.11	\$ 10740.36
14	14		246"(6248mm)	TARP-60Q6-L	S	JG4		\$ 8816.77	\$ 10193.42	\$ 9606.82	\$ 10983.47
14	14		252"(6401mm)	TARP-60R2-L	S	JG4		\$ 9020.18	\$ 10417.23	\$ 9829.53	\$ 11265.58
14	14		258"(6553mm)	TARP-60R8-L	S	JG4		\$ 9223.59	\$ 10641.04	\$ 10052.24	\$ 11469.69
14	14		264"(6706mm)	TARP-60S4-L	S	JG4		\$ 9427.00	\$ 10864.85	\$ 10274.95	\$ 11712.80
14	16		270"(6858mm)	TARP-60T0-L	S	JG4		\$ 9630.41	\$ 11088.66	\$ 10497.66	\$ 11955.91

\*Recommended seating capacity based upon 27"(686mm) per chair.

# Planes Conference Table — Interior Leg

## Hexagon — Three-Piece Top



TARX  
Class TA1

### Features

- Includes 1.18" (30mm) thick top, interior leg bases and hardware.
- Standard table height is 29" (737mm).
- High-Pressure Laminate Top (HPL) with 3mm edgeband or knife edges.
- Table top seams are 1mm edgeband.
- Interior legs are painted aluminum.
- Interior leg is 1.125" (29mm) x 3.25" (83mm).
- Optional cable bases are available :
  - 42" (1067mm)D and deeper tables will ship with 14" (356mm) x 14" (356mm) cable bases.
  - Three piece tops will include two cable bases to be centered on seams.
  - Cable base and table top(s) are laminate and can be specified in different surface colors and edge trim colors.
  - Refer to Specification Guide for use guidelines.
- Optional Flip top unit electrical modules are separately specified. Refer to electrical components for appropriate product specification.
- Available with glides only; 0.5" (13mm) height adjustment.
- Depth and width shown in nominal dimensions.
- Ships unassembled.

### Specification Tips

- Tables with multiple-piece tops have equal sized pieces.
- The following Planes products are separately specified:
  - Grommets (field cut opening)
  - Flip top unit electrical modules
  - Horizontal wire management
- Refer to Specification Guide for seating capacities with Cable Base Option and leg locations.

### To Order, Specify:

1) Product number, including:

#### 1 Edge Option:

- J** Edgeband
- F** Knife

#### 2 Flip Top Unit Cutout(s):

- N** None
- F** Center - single-sided/  
4 outlets (add **\$136.21** list)
- V** Left/Right - single-sided/  
4 outlets (add **\$272.41** list)
- J** Center - single-sided/  
6 outlets (add **\$136.21** list)
- K** Left/Right - single-sided/  
6 outlets (add **\$272.41** list)
- M** Center - double-sided/  
8 outlets (add **\$136.21** list)
- P** Left/Right - double-sided/  
8 outlets (add **\$272.41** list)
- Q** Center - double-sided/  
12 outlets (add **\$136.21** list)
- T** Left/Right - double-sided/  
12 outlets (add **\$272.41** list)

#### 3 Cable Base Option:

- N** None
- C** Cable Bases (2) (add **\$1924.66** list)

2) Laminate surface color.

3) 1mm edgeband trim color.  
(Cascade edge/multiple-tops only)\*

4) Edge trim color.

5) Base trim color.

6) Laminate surface - Cable Bases

7) Edge trim color - Cable Bases

**Note:** **\$62.43** upcharge list for Metallic and accent trim colors.

# Planes Conference Table — Interior Leg

## Hexagon — Three-Piece Top

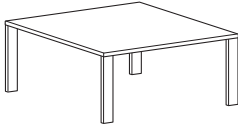
No. of Legs	Seating Capacity*	Depth	Width	Number	①	②	③	HPL			
								A		B	
								J	F	J	F
8	14	42"(1067mm)	186"(4724mm)	TARX-42J6-L	S	JG4		\$ 5099.32	\$ 6014.86	\$ 5516.88	\$ 6432.42
8	14		192"(4877mm)	TARX-42K2-L	S	JG4		\$ 5252.99	\$ 6188.93	\$ 5684.06	\$ 6620.00
8	14		198"(5029mm)	TARX-42K8-L	S	JG4		\$ 5406.66	\$ 6363.00	\$ 5851.24	\$ 6807.58
10	14		204"(5182mm)	TARX-42L4-L	S	JG4		\$ 5560.33	\$ 6537.07	\$ 6018.42	\$ 6995.16
10	14		210"(5334mm)	TARX-42M0-L	S	JG4		\$ 5714.00	\$ 6711.14	\$ 6185.60	\$ 7182.74
10	14		216"(5486mm)	TARX-42M6-L	S	JG4		\$ 5867.67	\$ 6885.21	\$ 6352.78	\$ 7370.32
14	14		222"(5639mm)	TARX-42N2-L	S	JG4		\$ 6021.34	\$ 7059.28	\$ 6519.96	\$ 7557.90
14	14		228"(5791mm)	TARX-42N8-L	S	JG4		\$ 6175.01	\$ 7233.35	\$ 6687.14	\$ 7745.48
14	14		234"(5944mm)	TARX-42P4-L	S	JG4		\$ 6328.68	\$ 7407.42	\$ 6854.32	\$ 7933.06
14	14		240"(6096mm)	TARX-42Q0-L	S	JG4		\$ 6482.35	\$ 7581.49	\$ 7021.50	\$ 8120.64
14	14		246"(6248mm)	TARX-42Q6-L	S	JG4		\$ 6636.02	\$ 7755.56	\$ 7188.68	\$ 8308.22
14	14		252"(6401mm)	TARX-42R2-L	S	JG4		\$ 6789.69	\$ 7929.63	\$ 7355.86	\$ 8495.80
14	14		258"(6553mm)	TARX-42R8-L	S	JG4		\$ 6943.36	\$ 8103.70	\$ 7523.04	\$ 8683.38
14	14		264"(6706mm)	TARX-42S4-L	S	JG4		\$ 7097.03	\$ 8277.77	\$ 7690.22	\$ 8870.96
14	16		270"(6858mm)	TARX-42T0-L	S	JG4		\$ 7250.70	\$ 8451.84	\$ 7857.40	\$ 9058.54
8	14	48"(1219mm)	186"(4724mm)	TARX-48J6-L	S	JG4		\$ 5725.74	\$ 6661.68	\$ 6203.13	\$ 7139.07
8	14		192"(4877mm)	TARX-48K2-L	S	JG4		\$ 5895.99	\$ 6852.33	\$ 6388.82	\$ 7345.16
8	14		198"(5029mm)	TARX-48K8-L	S	JG4		\$ 6066.24	\$ 7042.98	\$ 6574.51	\$ 7551.25
8	14		204"(5182mm)	TARX-48L4-L	S	JG4		\$ 6236.49	\$ 7233.63	\$ 6760.20	\$ 7757.34
8	14		210"(5334mm)	TARX-48M0-L	S	JG4		\$ 6406.74	\$ 7424.28	\$ 6945.89	\$ 7963.43
8	14		216"(5486mm)	TARX-48M6-L	S	JG4		\$ 6576.99	\$ 7614.93	\$ 7131.58	\$ 8169.52
14	14		222"(5639mm)	TARX-48N2-L	S	JG4		\$ 6747.24	\$ 7805.58	\$ 7317.27	\$ 8375.61
14	14		228"(5791mm)	TARX-48N8-L	S	JG4		\$ 6917.49	\$ 7996.23	\$ 7502.96	\$ 8581.70
14	14		234"(5944mm)	TARX-48P4-L	S	JG4		\$ 7087.74	\$ 8186.88	\$ 7688.65	\$ 8787.79
14	14		240"(6096mm)	TARX-48Q0-L	S	JG4		\$ 7257.99	\$ 8377.53	\$ 7874.34	\$ 8993.88
14	14		246"(6248mm)	TARX-48Q6-L	S	JG4		\$ 7428.24	\$ 8568.18	\$ 8060.03	\$ 9199.97
14	14		252"(6401mm)	TARX-48R2-L	S	JG4		\$ 7598.49	\$ 8758.83	\$ 8245.72	\$ 9406.06
14	14		258"(6553mm)	TARX-48R8-L	S	JG4		\$ 7768.74	\$ 8949.48	\$ 8431.41	\$ 9612.15
14	14		264"(6706mm)	TARX-48S4-L	S	JG4		\$ 7938.99	\$ 9140.13	\$ 8617.10	\$ 9818.24
14	16		270"(6858mm)	TARX-48T0-L	S	JG4		\$ 8109.24	\$ 9330.78	\$ 8802.79	\$ 10024.33
8	14	54"(1372mm)	186"(4724mm)	TARX-54J6-L	S	JG4		\$ 6254.20	\$ 7308.50	\$ 6791.42	\$ 7845.72
8	14		192"(4877mm)	TARX-54K2-L	S	JG4		\$ 6441.03	\$ 7515.73	\$ 6995.62	\$ 8070.32
8	14		198"(5029mm)	TARX-54K8-L	S	JG4		\$ 6627.86	\$ 7722.96	\$ 7199.82	\$ 8294.92
8	14		204"(5182mm)	TARX-54L4-L	S	JG4		\$ 6814.69	\$ 7930.19	\$ 7404.02	\$ 8519.52
8	14		210"(5334mm)	TARX-54M0-L	S	JG4		\$ 7001.52	\$ 8137.42	\$ 7608.22	\$ 8744.12
8	14		216"(5486mm)	TARX-54M6-L	S	JG4		\$ 7188.35	\$ 8344.65	\$ 7812.42	\$ 8968.72
14	14		222"(5639mm)	TARX-54N2-L	S	JG4		\$ 7375.18	\$ 8551.88	\$ 8016.62	\$ 9193.32
14	14		228"(5791mm)	TARX-54N8-L	S	JG4		\$ 7562.01	\$ 8759.11	\$ 8220.82	\$ 9417.92
14	14		234"(5944mm)	TARX-54P4-L	S	JG4		\$ 7748.84	\$ 8966.34	\$ 8425.02	\$ 9642.52
14	14		240"(6096mm)	TARX-54Q0-L	S	JG4		\$ 7935.67	\$ 9173.57	\$ 8629.22	\$ 9867.12
14	14		246"(6248mm)	TARX-54Q6-L	S	JG4		\$ 8122.50	\$ 9380.80	\$ 8833.42	\$ 10091.72
14	14		252"(6401mm)	TARX-54R2-L	S	JG4		\$ 8309.33	\$ 9588.03	\$ 9037.62	\$ 10316.32
14	14		258"(6553mm)	TARX-54R8-L	S	JG4		\$ 8496.16	\$ 9795.26	\$ 9241.82	\$ 10540.92
14	14		264"(6706mm)	TARX-54S4-L	S	JG4		\$ 8682.99	\$ 10002.49	\$ 9446.02	\$ 10765.52
14	16		270"(6858mm)	TARX-54T0-L	S	JG4		\$ 8869.82	\$ 10209.72	\$ 9650.22	\$ 10990.12
8	14	60"(1524mm)	186"(4724mm)	TARX-60J6-L	S	JG4		\$ 6782.67	\$ 7955.32	\$ 7379.72	\$ 8552.37
8	14		192"(4877mm)	TARX-60K2-L	S	JG4		\$ 6986.08	\$ 8179.13	\$ 7602.43	\$ 8795.48
8	14		198"(5029mm)	TARX-60K8-L	S	JG4		\$ 7189.49	\$ 8402.94	\$ 7825.14	\$ 9038.59
8	14		204"(5182mm)	TARX-60L4-L	S	JG4		\$ 7392.90	\$ 8626.75	\$ 8047.85	\$ 9281.70
8	14		210"(5334mm)	TARX-60M0-L	S	JG4		\$ 7596.31	\$ 8850.56	\$ 8270.56	\$ 9524.81
8	14		216"(5486mm)	TARX-60M6-L	S	JG4		\$ 7799.72	\$ 9074.37	\$ 8493.27	\$ 9767.92
14	14		222"(5639mm)	TARX-60N2-L	S	JG4		\$ 8003.13	\$ 9298.18	\$ 8715.98	\$ 10011.03
14	14		228"(5791mm)	TARX-60N8-L	S	JG4		\$ 8206.54	\$ 9521.99	\$ 8938.69	\$ 10254.14
14	14		234"(5944mm)	TARX-60P4-L	S	JG4		\$ 8409.95	\$ 9745.80	\$ 9161.40	\$ 10497.25
14	14		240"(6096mm)	TARX-60Q0-L	S	JG4		\$ 8613.36	\$ 9969.61	\$ 9384.11	\$ 10740.36
14	14		246"(6248mm)	TARX-60Q6-L	S	JG4		\$ 8816.77	\$ 10193.42	\$ 9606.82	\$ 10983.47
14	14		252"(6401mm)	TARX-60R2-L	S	JG4		\$ 9020.18	\$ 10417.23	\$ 9829.53	\$ 11265.58
14	14		258"(6553mm)	TARX-60R8-L	S	JG4		\$ 9223.59	\$ 10641.04	\$ 10052.24	\$ 11469.69
14	14		264"(6706mm)	TARX-60S4-L	S	JG4		\$ 9427.00	\$ 10864.85	\$ 10274.95	\$ 11712.80
14	16		270"(6858mm)	TARX-60T0-L	S	JG4		\$ 9630.41	\$ 11088.66	\$ 10497.66	\$ 11955.91

\*Recommended seating capacity based upon 27"(686mm) per chair.

# Planes Conference Table — Perimeter Leg

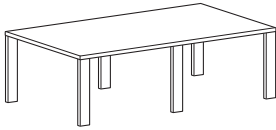
## Square, Rectangular – 2”(51mm) Edge

### Square



TARQ

### Rectangular



TARA  
Class TA1

#### Features

- Includes 2”(51mm) thick top, perimeter leg bases, and hardware.
- Standard table height is 30”(762mm).
- High-Pressure Laminate Top (HPL) with 3mm edgeband edges only.
- Table top seam is 3mm edgeband on multiple piece tops.
- Perimeter legs are painted aluminum.
- Perimeter leg is 1.38”(35mm) x 4”(102mm).
- Optional cable base can be specified for tables 36”(914mm)D and deeper:
  - 36”(914mm)D tables will ship with 8”(203mm) x 14”(356mm) cable base.
  - 42”(1067mm)D and deeper tables will ship with 14”(356mm) x 14”(356mm) cable base.
  - One piece tops will include one cable base to be centered under table top.
  - Two piece tops will include one cable base to be centered on seam under table top.
  - Cable base and table top(s) are laminate and can be specified in different surface colors and edge trim colors.
  - Refer to Specification Guide for use guidelines.
- Optional Flip top unit electrical modules are separately specified. Refer to electrical components for appropriate product specification.
- Available with glides only; 0.5”(13mm) height adjustment.
- Depth and width shown in nominal dimensions.
- Ships unassembled.

#### Specification Tips

- Cable base not recommended to 30”(762mm)D tables.
- Cable base for 36”(914mm)D table is not compatible with Flip Top Cut Out Options (M) and (Q).
- Tables with multiple-piece tops have equal sized pieces.
- The following Planes products are separately specified:
  - Grommets (field cut opening)
  - Flip top unit electrical modules
  - Horizontal wire management
- Refer to Specification Guide for seating capacities with Cable Base Option and leg locations.

#### To Order, Specify:

1) Product number, including:

##### 1 Flip Top Unit Cutout(s):

Cutout options F, J, M, Q:  
(add **\$45.40** list) for one-piece top; (add **\$90.80** list) for two-piece top

**N** None

**F** Center – single-sided/  
4 outlets

**J** Center – single-sided/  
6 outlets

**M** Center – double-sided/  
8 outlets

**Q** Center – double-sided/  
12 outlets

##### 2 Cable Base Option:

**N** None

**C** Cable Base:  
(add **\$912.60** list) for 36”(914mm)D tables;  
(add **\$962.36** list) for 42”(1067mm)D and deeper tables

2) Laminate surface color.

3) Edge trim color.

4) Base trim color.

5) Laminate Surface – Cable Base

6) Edge trim color – Cable Base

**Note:** **\$62.43** upcharge list for Metallic and accent trim colors.

# Planes Conference Table — Perimeter Leg

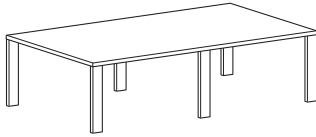
## Square, Rectangular – 2”(51mm) Edge

No. of Pieces	No. of Legs	Seating Capacity*	Depth	Width	Number	①	②	HPL	
								A	B
<b>Square</b>									
1	4	4	42”(1067mm)	42”(1067mm)	TARQ-4242-LJM	PG4N		\$ 1172.84	\$ 1267.14
1	4	4	48”(1219mm)	48”(1219mm)	TARQ-4848-LJM	PG4N		1468.58	1590.93
1	4	4	54”(1372mm)	54”(1372mm)	TARQ-5454-LJM	PG4N		1802.44	1956.58
1	4	4	60”(1524mm)	60”(1524mm)	TARQ-6060-LJM	PG4N		2174.42	2364.09
2	6	6	66”(1676mm)	66”(1676mm)	TARQ-6666-LJM	PG4		\$3548.17	\$ 3777.11
2	6	6	72”(1829mm)	72”(1829mm)	TARQ-7272-LJM	PG4		4082.60	4354.55
<b>Rectangular</b>									
1	4	4	30”(762mm)	60”(1524mm)	TARA-3060-LJM	PG4N		\$ 1279.95	\$ 1375.20
1	4	4		66”(1676mm)	TARA-3066-LJM	PG4N		1377.55	1482.45
1	6	4		72”(1829mm)	TARA-3072-LJM	PG4N		1475.15	1589.70
1	4	4	36”(914mm)	60”(1524mm)	TARA-3660-LJM	PG4		\$ 1471.55	\$ 1586.10
1	4	4		66”(1676mm)	TARA-3666-LJM	PG4		1587.95	1714.08
1	4	4	42”(1067mm)	48”(1219mm)	TARA-4248-LJM	PG4		\$ 1392.75	\$ 1499.58
1	4	4		54”(1372mm)	TARA-4254-LJM	PG4		1527.95	1648.29
1	4	4		60”(1524mm)	TARA-4260-LJM	PG4		1663.15	1797.00
1	4	6		66”(1676mm)	TARA-4266-LJM	PG4		1798.35	1945.71
1	6	6		72”(1829mm)	TARA-4272-LJM	PG4		1933.55	2094.42
1	6	6		78”(1981mm)	TARA-4278-LJM	PG4		2068.75	2243.13
1	4	4	48”(1219mm)	54”(1372mm)	TARA-4854-LJM	PG4		\$ 1700.75	\$ 1838.46
1	4	4		60”(1524mm)	TARA-4860-LJM	PG4		1854.75	2007.90
1	4	6		66”(1676mm)	TARA-4866-LJM	PG4		2008.75	2177.34
1	6	6		72”(1829mm)	TARA-4872-LJM	PG4		2162.75	2346.78
1	6	8		78”(1981mm)	TARA-4878-LJM	PG4		2316.75	2516.22
1	4	4	54”(1372mm)	60”(1524mm)	TARA-5460-LJM	PG4		\$2046.35	\$ 2218.80
1	4	6		66”(1676mm)	TARA-5466-LJM	PG4		2219.15	2408.97
1	6	6		72”(1829mm)	TARA-5472-LJM	PG4		2391.95	2599.14
1	6	6		78”(1981mm)	TARA-5478-LJM	PG4		2564.75	2789.31
1	4	8	60”(1524mm)	66”(1676mm)	TARA-6066-LJM	PG4		\$ 2429.55	\$2640.60
1	6	8		72”(1829mm)	TARA-6072-LJM	PG4		2621.15	2851.50
1	6	8		78”(1981mm)	TARA-6078-LJM	PG4		2812.75	3062.40

\*Recommended seating capacity based upon 27”(686mm) per chair.

# Planes Conference Table — Perimeter Leg

## Rectangular – 2”(51mm) Edge



TARA  
Class TA1

### Features

- Includes 2”(51mm) thick top, perimeter leg bases, and hardware.
- Standard table height is 30”(762mm).
- High-Pressure Laminate Top (HPL) with 3mm edgeband edges only.
- Perimeter legs are painted aluminum.
- Perimeter leg is 1.38”(35mm) x 4”(102mm).
- Optional cable base can be specified for tables 36”(914mm)D and deeper:
  - 36”(914mm)D tables will ship with 8”(203mm) x 14”(356mm) cable base.
  - 42”(1067mm)D and deeper tables will ship with 14”(356mm) x 14”(356mm) cable base.
  - One piece tops will include one cable base to be centered under table top.
  - Cable base and table top(s) are laminate and can be specified in different surface colors and edge trim colors.
  - Refer to Specification Guide for use guidelines.
- Optional Flip top unit electrical modules are separately specified. Refer to electrical components for appropriate product specification.
- Available with glides only; 0.5”(13mm) height adjustment.
- Depth and width shown in nominal dimensions.
- Ships unassembled.

### Specification Tips

- The following Planes products are separately specified:
  - Grommets (field cut opening)
  - Flip top unit electrical modules
  - Horizontal wire management
- Refer to Specification Guide for seating capacities with Cable Base Option and leg locations.

### To Order, Specify:

1) Product number, including:

#### 1 Flip Top Unit Cutout(s):

- N** None
- F** Center – single-sided/  
4 outlets (add **\$45.40** list)
- V** Left/Right – single-sided/  
4 outlets (add **\$90.80** list)
- J** Center – single-sided/  
6 outlets (add **\$45.40** list)
- K** Left/Right – single-sided/  
6 outlets (add **\$90.80** list)
- M** Center – double-sided/  
8 outlets (add **\$45.40** list)
- P** Left/Right – double-sided/  
8 outlets (add **\$90.80** list)
- Q** Center – double-sided/  
12 outlets (add **\$45.40** list)
- T** Left/Right – double-sided/  
12 outlets (add **\$90.80** list)

#### 2 Cable Base Option:

- N** None
- C** Cable Base:  
(add **\$912.60** list) for  
36”(914mm)D tables;  
(add **\$962.36** list) for  
42”(1067mm)D and deeper  
tables

- 2) Laminate surface color.
- 3) Edge trim color.
- 4) Base trim color.
- 5) Laminate Surface – Cable Base
- 6) Edge trim color – Cable Base

**Note: \$62.43** upcharge list for Metallic and accent trim colors.

# Planes Conference Table — Perimeter Leg

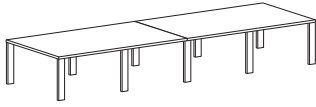
## Rectangular – 2”(51mm) Edge

No. of Legs	Seating Capacity*	Depth	Width	Number	①	②	HPL	
							A	B
6	6	36”(914mm)	72”(1829mm)	TARA-3672-LJM	PG4		\$ 1704.35	\$ 1842.06
6	6		78”(1981mm)	TARA-3678-LJM	PG4		1820.75	1970.04
6	6		84”(2134mm)	TARA-3684-LJM	PG4		1937.15	2098.02
6	8		90”(2286mm)	TARA-3690-LJM	PG4		2053.55	2226.00
6	8		96”(2438mm)	TARA-3696-LJM	PG4		2169.95	2353.98
6	6	42”(1067mm)	84”(2134mm)	TARA-4284-LJM	PG4		\$ 2203.95	\$ 2391.84
6	8		90”(2286mm)	TARA-4290-LJM	PG4		2339.15	2540.55
6	8		96”(2438mm)	TARA-4296-LJM	PG4		2474.35	2689.26
6	8		102”(2591mm)	TARA-42A2-LJM	PG4		2609.55	2837.97
6	10		108”(2743mm)	TARA-42A8-LJM	PG4		2744.75	2986.68
6	10		114”(2896mm)	TARA-42B4-LJM	PG4		2879.95	3135.39
6	10		120”(3048mm)	TARA-42C0-LJM	PG4		3015.15	3284.10
6	6	48”(1219mm)	84”(2134mm)	TARA-4884-LJM	PG4		\$ 2470.75	\$ 2685.66
6	8		90”(2286mm)	TARA-4890-LJM	PG4		2624.75	2855.10
6	8		96”(2438mm)	TARA-4896-LJM	PG4		2778.75	3024.54
6	8		102”(2591mm)	TARA-48A2-LJM	PG4		2932.75	3193.98
6	10		108”(2743mm)	TARA-48A8-LJM	PG4		3086.75	3363.42
6	10		114”(2896mm)	TARA-48B4-LJM	PG4		3240.75	3532.86
6	10		120”(3048mm)	TARA-48C0-LJM	PG4		3394.75	3702.30
6	8	54”(1372mm)	84”(2134mm)	TARA-5484-LJM	PG4		\$ 2737.55	\$ 2979.48
6	10		90”(2286mm)	TARA-5490-LJM	PG4		2910.35	3169.65
6	10		96”(2438mm)	TARA-5496-LJM	PG4		3083.15	3359.82
6	10		102”(2591mm)	TARA-54A2-LJM	PG4		3255.95	3549.99
6	10		108”(2743mm)	TARA-54A8-LJM	PG4		3428.75	3740.16
6	10		114”(2896mm)	TARA-54B4-LJM	PG4		3601.55	3930.33
6	10		120”(3048mm)	TARA-54C0-LJM	PG4		3774.35	4120.50
6	10	60”(1524mm)	84”(2134mm)	TARA-6084-LJM	PG4		\$3004.35	\$ 3273.30
6	10		90”(2286mm)	TARA-6090-LJM	PG4		3195.95	3484.20
6	10		96”(2438mm)	TARA-6096-LJM	PG4		3387.55	3695.10
6	10		102”(2591mm)	TARA-60A2-LJM	PG4		3579.15	3906.00
6	10		108”(2743mm)	TARA-60A8-LJM	PG4		3770.75	4116.90
6	10		114”(2896mm)	TARA-60B4-LJM	PG4		3962.35	4327.80
6	10		120”(3048mm)	TARA-60C0-LJM	PG4		4153.95	4538.70

\*Recommended seating capacity based upon 27”(686mm) per chair.

# Planes Conference Table — Perimeter Leg

## Rectangular – 2”(51mm) Edge — Two-Piece Top



TARA  
Class TA1

### Features

- Includes 2”(51mm) thick top, perimeter leg bases, and hardware.
- Standard table height is 30”(762mm).
- High-Pressure Laminate Top (HPL) with 3mm edgeband edges only.
- Table top seam is 3mm edgeband.
- Perimeter legs are painted aluminum.
- Perimeter leg is 1.38”(35mm) x 4”(102mm).
- Optional cable base is available:
  - 42”(1067mm)D and deeper tables will ship with 14”(356mm) x 14”(356mm) cable base.
  - Two piece tops will include one cable base to be centered on seams under table top.
  - Cable base and table top(s) are laminate and can be specified in different surface colors and edge trim colors.
  - Refer to Specification Guide for use guidelines.
- Optional Flip top unit electrical modules are separately specified. Refer to electrical components for appropriate product specification.
- Available with glides only; 0.5”(13mm) height adjustment.
- Depth and width shown in nominal dimensions.
- Ships unassembled.

### Specification Tips

- Tables with multiple-piece tops have equal sized pieces.
- The following Planes products are separately specified:
  - Grommets (field cut opening)
  - Flip top unit electrical modules
  - Horizontal wire management
- Refer to Specification Guide for seating capacities with Cable Base Option and leg locations.

### To Order, Specify:

1) Product number, including:

#### 1 Flip Top Unit Cutout(s):

- N** None
- F** Center – single-sided/ 4 outlets (add **\$90.80** list)
- V** Left/Right – single-sided/ 4 outlets (add **\$181.61** list)
- J** Center – single-sided/ 6 outlets (add **\$90.80** list)
- K** Left/Right – single-sided/ 6 outlets (add **\$181.61** list)
- M** Center – double-sided/ 8 outlets (add **\$90.80** list)
- P** Left/Right – double-sided/ 8 outlets (add **\$181.61** list)
- Q** Center – double-sided/ 12 outlets (add **\$90.80** list)
- T** Left/Right – double-sided/ 12 outlets (add **\$181.61** list)

#### 2 Cable Base Option:

- N** None
- C** Cable Base (add **\$962.36** list)

- 2) Laminate surface color.
- 3) Edge trim color.
- 4) Base trim color.
- 5) Laminate Surface – Cable Base
- 6) Edge trim color – Cable Base

**Note:** **\$62.43** upcharge list for Metallic and accent trim colors.



# Planes Conference Table — Perimeter Leg

## Rectangular – 2”(51mm) Edge — Two-Piece Top

No. of Legs	Seating Capacity*	Depth	Width	Number	①	②	HPL	
							A	B
6	10	42”(1067mm)	126”(3200mm)	TARA-42C6-LJM	PG4		\$ 4401.90	\$ 4684.36
6	10		132”(3353mm)	TARA-42D2-LJM	PG4		4591.70	4887.67
10	10		138”(3505mm)	TARA-42D8-LJM	PG4		4781.50	5090.98
10	10		144”(3658mm)	TARA-42E4-LJM	PG4		4971.30	5294.29
10	10		150”(3810mm)	TARA-42F0-LJM	PG4		5161.10	5497.60
10	12		156”(3962mm)	TARA-42F6-LJM	PG4		5350.90	5700.91
10	12		162”(4115mm)	TARA-42G2-LJM	PG4		5540.70	5904.22
10	12		168”(4267mm)	TARA-42G8-LJM	PG4		5730.50	6107.53
10	12		174”(4420mm)	TARA-42H4-LJM	PG4		5920.30	6310.84
10	14		180”(4572mm)	TARA-42J0-LJM	PG4		6110.10	6514.15
6	10	48”(1219mm)	126”(3200mm)	TARA-48C6-LJM	PG4		\$ 4952.05	\$ 5275.04
6	10		132”(3353mm)	TARA-48D2-LJM	PG4		5169.28	5507.71
10	10		138”(3505mm)	TARA-48D8-LJM	PG4		5386.51	5740.38
10	10		144”(3658mm)	TARA-48E4-LJM	PG4		5603.74	5973.05
10	10		150”(3810mm)	TARA-48F0-LJM	PG4		5820.97	6205.72
10	12		156”(3962mm)	TARA-48F6-LJM	PG4		6038.20	6438.39
10	12		162”(4115mm)	TARA-48G2-LJM	PG4		6255.43	6671.06
10	12		168”(4267mm)	TARA-48G8-LJM	PG4		6472.66	6903.73
10	12		174”(4420mm)	TARA-48H4-LJM	PG4		6689.89	7136.40
10	14		180”(4572mm)	TARA-48J0-LJM	PG4		6907.12	7369.07
6	10	54”(1372mm)	126”(3200mm)	TARA-54C6-LJM	PG4		\$ 5502.26	\$ 5865.78
6	10		132”(3353mm)	TARA-54D2-LJM	PG4		5743.43	6124.32
10	10		138”(3505mm)	TARA-54D8-LJM	PG4		5984.60	6382.86
10	10		144”(3658mm)	TARA-54E4-LJM	PG4		6225.77	6641.40
10	10		150”(3810mm)	TARA-54F0-LJM	PG4		6466.94	6899.94
10	12		156”(3962mm)	TARA-54F6-LJM	PG4		6708.11	7158.48
10	12		162”(4115mm)	TARA-54G2-LJM	PG4		6949.28	7417.02
10	12		168”(4267mm)	TARA-54G8-LJM	PG4		7190.45	7675.56
10	14		174”(4420mm)	TARA-54H4-LJM	PG4		7431.62	7934.10
10	14		180”(4572mm)	TARA-54J0-LJM	PG4		7672.79	8192.64
6	10	60”(1524mm)	126”(3200mm)	TARA-60C6-LJM	PG4		\$ 6052.43	\$ 6456.48
6	10		132”(3353mm)	TARA-60D2-LJM	PG4		6317.57	6740.92
10	10		138”(3505mm)	TARA-60D8-LJM	PG4		6582.71	7025.36
10	10		144”(3658mm)	TARA-60E4-LJM	PG4		6847.85	7309.80
10	10		150”(3810mm)	TARA-60F0-LJM	PG4		7112.99	7594.24
10	12		156”(3962mm)	TARA-60F6-LJM	PG4		7378.13	7878.68
10	12		162”(4115mm)	TARA-60G2-LJM	PG4		7643.27	8163.12
10	12		168”(4267mm)	TARA-60G8-LJM	PG4		7908.41	8447.56
10	14		174”(4420mm)	TARA-60H4-LJM	PG4		8173.55	8732.00
10	14		180”(4572mm)	TARA-60J0-LJM	PG4		8438.69	8916.54

\*Recommended seating capacity based upon 27”(686mm) per chair.

# Planes Conference Table — Perimeter Leg

## Rectangular – 2”(51mm) Edge — Three-Piece Top



TARA  
Class TA1

### Features

- Includes 2”(51mm) thick top, perimeter leg bases, and hardware.
- Standard table height is 30”(762mm).
- High-Pressure Laminate Top (HPL) with 3mm edgeband edges only.
- Table top seams are 3mm edgeband.
- Perimeter legs are painted aluminum.
- Perimeter leg is 1.38”(35mm) x 4”(102mm).
- Optional cable bases are available:
  - 42”(1067mm)D and deeper tables will ship with 14”(356mm) x 14”(356mm) cable base.
  - Three piece tops will include two cable bases to be centered on seams.
  - Cable base and table top(s) are laminate and can be specified in different surface colors and edge trim colors.
  - Refer to Specification Guide for use guidelines.
- Optional Flip top unit electrical modules are separately specified. Refer to electrical components for appropriate product specification.
- Available with glides only; 0.5”(13mm) height adjustment.
- Depth and width shown in nominal dimensions.
- Ships unassembled.

### Specification Tips

- Tables with multiple-piece tops have equal sized pieces.
- The following Planes products are separately specified:
  - Grommets (field cut opening)
  - Flip top unit electrical modules
  - Horizontal wire management
- Refer to Specification Guide for seating capacities with Cable Base Option and leg locations.

### To Order, Specify:

1) Product number, including:

#### 1 Flip Top Unit Cutout(s):

- N** None
- F** Center – single-sided/  
4 outlets (add **\$136.21** list)
- V** Left/Right – single-sided/  
4 outlets (add **\$272.41** list)
- J** Center – single-sided/  
6 outlets (add **\$136.21** list)
- K** Left/Right – single-sided/  
6 outlets (add **\$272.41** list)
- M** Center – double-sided/  
8 outlets (add **\$136.21** list)
- P** Left/Right – double-sided/  
8 outlets (add **\$272.41** list)
- Q** Center – double-sided/  
12 outlets (add **\$136.21** list)
- T** Left/Right – double-sided/  
12 outlets (add **\$272.41** list)

#### 2 Cable Base Option:

- N** None
- C** Cable Base (2) (add **\$1924.66** list)

- 2) Laminate surface color.
- 3) Edge trim color.
- 4) Base trim color.
- 5) Laminate Surface – Cable Base
- 6) Edge trim color – Cable Base

**Note:** **\$62.43** upcharge list for Metallic and accent trim colors.

# Planes Conference Table — Perimeter Leg

## Rectangular – 2”(51mm) Edge — Three-Piece Top

No. of Legs	Seating Capacity*	Depth	Width	Number	HPL		A	B
					①	②		
8	14	42”(1067mm)	186”(4724mm)	TARA-42J6-LJM	PG4		\$ 6234.70	\$ 6652.26
8	14		192”(4877mm)	TARA-42K2-LJM	PG4		6424.50	6855.57
8	14		198”(5029mm)	TARA-42K8-LJM	PG4		6614.30	7058.88
14	14		204”(5182mm)	TARA-42L4-LJM	PG4		6804.10	7262.19
14	14		210”(5334mm)	TARA-42M0-LJM	PG4		6993.90	7465.50
14	14		216”(5486mm)	TARA-42M6-LJM	PG4		7183.70	7668.81
14	16		222”(5639mm)	TARA-42N2-LJM	PG4		7373.50	7872.12
14	16		228”(5791mm)	TARA-42N8-LJM	PG4		7563.30	8075.43
14	16		234”(5944mm)	TARA-42P4-LJM	PG4		7753.10	8278.74
14	16		240”(6096mm)	TARA-42Q0-LJM	PG4		7942.90	8482.05
14	16		246”(6248mm)	TARA-42Q6-LJM	PG4		8132.70	8685.36
14	16		252”(6401mm)	TARA-42R2-LJM	PG4		8322.50	8888.67
14	18		258”(6553mm)	TARA-42R8-LJM	PG4		8512.30	9091.98
14	18		264”(6706mm)	TARA-42S4-LJM	PG4		8702.10	9295.29
14	20	270”(6858mm)	TARA-42T0-LJM	PG4		9179.33	9786.03	
8	14	48”(1219mm)	186”(4724mm)	TARA-48J6-LJM	PG4		\$ 7046.75	\$ 7524.14
8	14		192”(4877mm)	TARA-48K2-LJM	PG4		7260.54	7753.37
8	14		198”(5029mm)	TARA-48K8-LJM	PG4		7474.33	7982.60
14	14		204”(5182mm)	TARA-48L4-LJM	PG4		7688.12	8211.83
14	14		210”(5334mm)	TARA-48M0-LJM	PG4		7901.91	8441.06
14	14		216”(5486mm)	TARA-48M6-LJM	PG4		8115.70	8670.29
14	14		222”(5639mm)	TARA-48N2-LJM	PG4		8329.49	8899.52
14	16		228”(5791mm)	TARA-48N8-LJM	PG4		8543.28	9128.75
14	16		234”(5944mm)	TARA-48P4-LJM	PG4		8757.07	9357.98
14	16		240”(6096mm)	TARA-48Q0-LJM	PG4		8970.86	9587.21
14	16		246”(6248mm)	TARA-48Q6-LJM	PG4		9184.65	9816.44
14	16		252”(6401mm)	TARA-48R2-LJM	PG4		9398.44	10045.67
14	18		258”(6553mm)	TARA-48R8-LJM	PG4		9612.23	10274.90
14	18		264”(6706mm)	TARA-48S4-LJM	PG4		9826.02	10504.13
14	20	270”(6858mm)	TARA-48T0-LJM	PG4		10039.81	10733.36	
8	14	54”(1372mm)	186”(4724mm)	TARA-54J6-LJM	PG4		\$ 7760.87	\$ 8298.09
8	14		192”(4877mm)	TARA-54K2-LJM	PG4		7998.60	8553.19
8	14		198”(5029mm)	TARA-54K8-LJM	PG4		8236.33	8808.29
14	14		204”(5182mm)	TARA-54L4-LJM	PG4		8474.06	9063.39
14	14		210”(5334mm)	TARA-54M0-LJM	PG4		8711.79	9318.49
14	14		216”(5486mm)	TARA-54M6-LJM	PG4		8949.52	9573.59
14	16		222”(5639mm)	TARA-54N2-LJM	PG4		9187.25	9828.69
14	16		228”(5791mm)	TARA-54N8-LJM	PG4		9424.98	10083.79
14	16		234”(5944mm)	TARA-54P4-LJM	PG4		9662.71	10338.89
14	16		240”(6096mm)	TARA-54Q0-LJM	PG4		9900.44	10593.99
14	16		246”(6248mm)	TARA-54Q6-LJM	PG4		10138.17	10849.09
14	16		252”(6401mm)	TARA-54R2-LJM	PG4		10375.90	11104.19
14	18		258”(6553mm)	TARA-54R8-LJM	PG4		10613.63	11359.29
14	18		264”(6706mm)	TARA-54S4-LJM	PG4		10851.36	11614.39
14	20	270”(6858mm)	TARA-54T0-LJM	PG4		11089.09	11869.49	
8	14	60”(1524mm)	186”(4724mm)	TARA-60J6-LJM	PG4		\$ 8406.26	\$ 9003.31
8	14		192”(4877mm)	TARA-60K2-LJM	PG4		8667.97	9284.32
8	14		198”(5029mm)	TARA-60K8-LJM	PG4		8929.68	9565.33
14	14		204”(5182mm)	TARA-60L4-LJM	PG4		9191.39	9846.34
14	14		210”(5334mm)	TARA-60M0-LJM	PG4		9453.10	10127.35
14	14		216”(5486mm)	TARA-60M6-LJM	PG4		9714.81	10408.36
14	16		222”(5639mm)	TARA-60N2-LJM	PG4		9976.52	10689.37
14	16		228”(5791mm)	TARA-60N8-LJM	PG4		10238.23	10970.38
14	16		234”(5944mm)	TARA-60P4-LJM	PG4		10499.94	11251.39
14	16		240”(6096mm)	TARA-60Q0-LJM	PG4		10761.65	11532.40
14	16		246”(6248mm)	TARA-60Q6-LJM	PG4		11023.36	11813.41
14	16		252”(6401mm)	TARA-60R2-LJM	PG4		11285.07	12094.42
14	18		258”(6553mm)	TARA-60R8-LJM	PG4		11546.78	12375.43
14	18		264”(6706mm)	TARA-60S4-LJM	PG4		11808.49	12656.44
14	20	270”(6858mm)	TARA-60T0-LJM	PG4		12070.20	12937.45	

\*Recommended seating capacity based upon 27”(686mm) per chair.

# Planes Conference Table Top

## for use with Column Base

### Catalog Logic

TA RA - 48 CO - L F S Q B N N N

**Platform:** \_\_\_\_\_  
(TA) Planes Tables

**Top Shape:** \_\_\_\_\_  
(RA) Rectangle  
(RP) Pebble  
(RX) Hexagon  
(RN) Round (RQ) Square

**Depth:** \_\_\_\_\_  
36 - 36"(914mm)  
42 - 42"(1067mm)  
48 - 48"(1219mm)  
54 - 54"(1372mm)  
60 - 60"(1524mm)

**Width:** \_\_\_\_\_  
36 - 36"(914mm)      F6 - 156"(3962mm)  
42 - 42"(1067mm)      G2 - 162"(4115mm)  
48 - 48"(1219mm)      G8 - 168"(4267mm)  
54 - 54"(1372mm)      H4 - 174"(4420mm)  
60 - 60"(1524mm)      JO - 180"(4572mm)  
66 - 66"(1676mm)      J6 - 186"(4724mm)  
72 - 72"(1829mm)      K2 - 192"(4877mm)  
78 - 78"(1981mm)      K8 - 198"(5029mm)  
84 - 84"(2134mm)      L4 - 2046"(51968mm)  
90 - 90"(2286mm)      MO - 210"(5334mm)  
96 - 96"(2438mm)      M6 - 216"(5486mm)  
A2 - 102"(2591mm)      N2 - 222"(5639mm)  
A8 - 108"(2743mm)      N8 - 228"(5791mm)  
B4 - 114"(2896mm)      P4 - 234"(5944mm)  
C0 - 120"(3048mm)      Q0 - 240"(6096mm)  
C6 - 126"(3200mm)      Q6 - 246"(6248mm)  
D2 - 132"(3353mm)      R2 - 252"(6401mm)  
D8 - 138"(3505mm)      R8 - 258"(6553mm)  
E4 - 144"(3658mm)      S4 - 264"(6706mm)  
F0 - 150"(3810mm)      TO - 270"(6858mm)

**Surface Material:** \_\_\_\_\_  
(L) High-Pressure Laminate (HPL)

**Edge HPL:** \_\_\_\_\_  
(F) Knife Edge  
(J) Edgeband

**Core Type:** \_\_\_\_\_  
(S) Standard

**Cutout:** \_\_\_\_\_  
(N) No Cutouts  
(F) 4 Outlet Cutout Single-sided, Center  
(V) 4 Outlet Cutout Single-sided, Left/Right  
(J) 6 Outlet Cutout Single-sided, Center  
(K) 6 Outlet Cutout Single-side, Left/Right  
(M) 8 Outlet Double-sided, Center  
(P) 8 Outlet Double-sided, Left/Right  
(Q) 12 Outlet Double-sided, Center  
(T) 12 Outlet Double-sided, Left/Right

**Base Type:** \_\_\_\_\_  
(B) Column Base

**Base Foot:** \_\_\_\_\_  
(N) NA

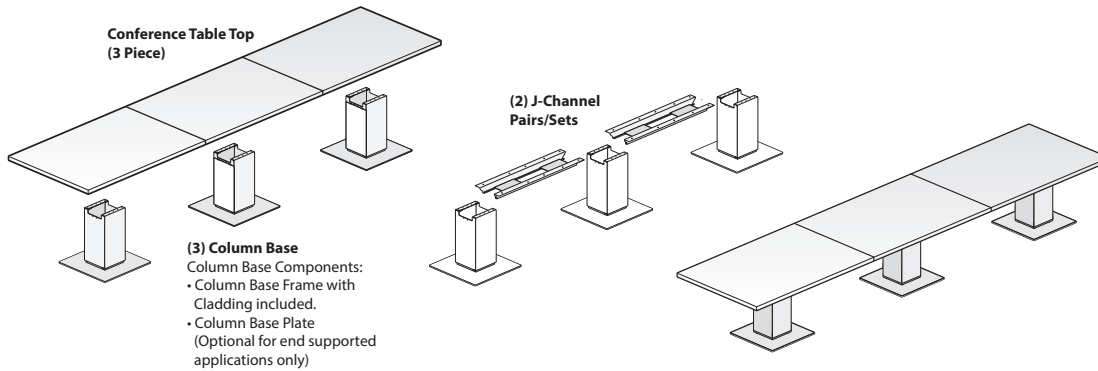
**Height/Mechanism:** \_\_\_\_\_  
(N) NA

**Cable Base:** \_\_\_\_\_  
(N) NA

# Planes Conference Table with Column Base

## Component Specification Overview

Planes Conference Top(s), Column Base Frame(s), Column Base Plate(s) and J-Channel(s) are separately specified. See below for required component specification.



### Conference Top

- The number of tops depend on the width of the conference table. Top options include a 1-piece top, 2-piece top or 3-piece top.

### Column Base Frames

- Column Base Frames are square and include cladding. Available in two widths: 9"(229mm) and 12"(305mm), and in three heights: 26"(660mm) for lounge height, 28"(711mm) for seated height, and 40"(1016mm) for standing height. Cladding shapes can be round or flat. Round Cladding is only available painted, while Flat Cladding can be High Pressure Laminate (HPL), or made of wood. Column Base Frame is available painted without cladding.
  - The table top width and the number of pieces determine the quantity of column base frames needed. **Refer to Matrix-A for details.**
  - The table top depth determines the column base frame size, either 9"(229mm) or 12"(305mm) square. **Refer to Matrix-B for details.**

### Column Base Plate

- Round or Square Column Base Plates are available in four sizes: 21"(533mm), 24"(610mm), 27"(686mm) and 30"(762mm).
  - The column base plate size is specific to the column frame size of 9"(229mm) or 12"(305mm); specify accordingly.
  - The column frame width and the table top depth dictate the size of the column base plate. **Refer to Matrix-B for details.**

### J-Channel

- Provides wire management and the required support below the Conference Table Top.
  - J-Channel is specified as one pair per catalog number. A pair of J-Channels are used between each column base.
  - The table top width and column size dictate the number of pairs and length of J-Channel. **Refer to Matrix-A for details.**

### J-Channel Tray - Optional

- J-Channel Trays are optional and provide additional wire management between columns; lays in J-Channels.
  - Specify J-Channel Tray width to match Column Frame size.
  - The J-Channel length dictates the maximum number of J-Channel Trays. **Refer to Matrix-A for details.**

# Planes Conference Table with Column Base

## Component Specification Overview

### MATRIX - A

Column Base Frame Quantity & J Channel Quantity and Size - Specification Matrix							
Table Width	Number of Pieces in Top	Number of Column Base Frames	Number of Pairs of J Channel	9"(229mm) x 9"(229mm) Column Base Frame		12"(305mm) x 12"(305mm) Column Base Frame	
				J Channel Length Nominal/(Actual)	# of Trays (Maximum)	J Channel Length Nominal/(Actual)	# of Trays (Maximum)
96"(2438mm)	1	2	1	29"(737mm)/22.25"(565mm)	1	26"(660mm)/19.25"(489mm)	1
102"(2591mm)	1	2	1	35"(889mm)/28.25"(718mm)	1	32"(813mm)/25.25"(641mm)	1
108"(2743mm)	1	2	1	41"(1041mm)/34.25"(870mm)	2	38"(965mm)/31.25"(794mm)	2
114"(2896mm)	1	2	1	47"(1194mm)/40.25"(1022mm)	2	44"(1118mm)/37.25"(946mm)	2
120"(3048mm)	1	2	1	53"(1346mm)/46.25"(1175mm)	3	50"(1270mm)/43.25"(1099mm)	2
126"(3200mm)	2	2	1	59"(1499mm)/52.25"(1327mm)	3	56"(1422mm)/49.25"(1251mm)	3
132"(3353mm)	2	2	1	65"(1651mm)/58.25"(1480mm)	3	62"(1575mm)/55.25"(1403mm)	3
138"(3505mm)	2	2	1	71"(1803mm)/64.25"(1632mm)	4	68"(1727mm)/61.25"(1556mm)	4
144"(3658mm)	2	2	1	77"(1956mm)/70.25"(1784mm)	4	74"(1880mm)/67.25"(1708mm)	4
150"(3810mm)	2	2	1	83"(2108mm)/76.25"(1937mm)	5	80"(2032mm)/73.25"(1861mm)	5
156"(3962mm)	2	2	1	89"(2261mm)/82.25"(2089mm)	5	86"(2184mm)/79.25"(2013mm)	5
162"(4115mm)	2	2	1	95"(2413mm)/88.25"(2242mm)	6	92"(2337mm)/85.25"(2165mm)	5
168"(4267mm)	2	2	1	100"(2540mm)/94.25"(2394mm)	6	98"(2489mm)/91.25"(2318mm)	6
174"(4420mm)	2	3	2	50"(1270mm)/43.25"(1099mm)	2	47"(1194mm)/40.25"(1022mm)	2
180"(4572mm)	2	3	2	53"(1346mm)/46.25"(1175mm)	3	50"(1270mm)/43.25"(1099mm)	2
186"(4724mm)	3	3	2	56"(1422mm)/49.25"(1251mm)	3	53"(1346mm)/46.25"(1175mm)	3
192"(4877mm)	3	3	2	59"(1499mm)/52.25"(1327mm)	3	56"(1422mm)/49.25"(1251mm)	3
198"(5029mm)	3	3	2	62"(1575mm)/55.25"(1403mm)	3	59"(1499mm)/52.25"(1327mm)	3
204"(5182mm)	3	3	2	65"(1651mm)/58.25"(1480mm)	3	62"(1575mm)/55.25"(1403mm)	3
210"(5334mm)	3	3	2	68"(1727mm)/61.25"(1556mm)	4	65"(1651mm)/58.25"(1480mm)	3
216"(5486mm)	3	3	2	71"(1803mm)/64.25"(1632mm)	4	68"(1727mm)/61.25"(1556mm)	4
222"(5639mm)	3	3	2	74"(1880mm)/67.25"(1708mm)	4	71"(1803mm)/64.25"(1632mm)	4
228"(5791mm)	3	3	2	77"(1956mm)/70.25"(1784mm)	4	74"(1880mm)/67.25"(1708mm)	4
234"(5944mm)	3	3	2	80"(2032mm)/73.25"(1861mm)	5	77"(1956mm)/70.25"(1784mm)	4
240"(6096mm)	3	3	2	83"(2108mm)/76.25"(1937mm)	5	80"(2032mm)/73.25"(1861mm)	5
246"(6248mm)	3	3	2	86"(2184mm)/79.25"(2013mm)	5	83"(2108mm)/76.25"(1937mm)	5
252"(6401mm)	3	3	2	89"(2261mm)/82.25"(2089mm)	5	86"(2184mm)/79.25"(2013mm)	5
258"(6553mm)	3	3	2	92"(2337mm)/85.25"(2165mm)	5	89"(2261mm)/82.25"(2089mm)	5
264"(6706mm)	3	3	2	95"(2413mm)/88.25"(2242mm)	6	92"(2337mm)/85.25"(2165mm)	5
270"(6858mm)	3	3	2	98"(2489mm)/91.25"(2318mm)	6	95"(2413mm)/88.25"(2242mm)	6

### MATRIX - B

Column Frame Size & Column Base Plate Size - Specification Matrix					
Table Depth	9"(229mm) x 9"(229mm) Column Base Frame		12"(305mm) x 12"(305mm) Column Base Frame		
	21"(533mm) Base Plate (Round or Square)	24"(610mm) Base Plate (Round or Square)	24"(610mm) Base Plate (Round or Square)	27"(686mm) Base Plate (Round or Square)	30"(762mm) Base Plate (Round or Square)
36"(914mm)	✓	✓	✓	✓	✓
42"(1067mm)		✓	✓	✓	✓
48"(1219mm)				✓	✓
54"(1372mm)				✓ (Square only)	✓
60"(1524mm)				✓ (Square only)	✓

# Planes Conference Table Top

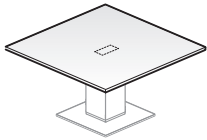
## Round, Square, Pebble (for use with Column Base)

### Round



TARN

### Square



TARQ

### Pebble



TARP  
Class TA1

#### Features

- Includes 1.18"(30mm) thick top.
- High-Pressure Laminate Top (HPL) with 3mm edgeband or knife, based upon shape.
- Top available in standard core.
- **Requires separately specified Column Base.**
- Optional power modules are separately specified.
- Depth and width shown in nominal dimensions.

#### Specification Tips

- Conference Top requires separately specified components for Column Base:
  - Column Base Frame
  - Column Base Plate
- Cutouts are optional. If specified they are factory installed.
- Each cutout requires a separately specified flip top unit electrical module.
- Separately specified Planes grommets are available for field installation.
- For separately specified required components refer to the **Component Specification Overview** located in the front of the price list; see Planes Conference Table Tops (for use with Column Base).

#### To Order, Specify:

1) Product number, including;

##### 1 Edge Options:

Laminate:

- J** Edgeband
- F** Knife

##### 2 Cutout Options:

- N** No Cutout
- F** Center, Single-Sided/  
4 outlets (add **\$45.40** list)
- J** Center, Single-Sided/  
6 outlets (add **\$45.40** list)
- M** Center, Double-Sided/  
8 outlets (add **\$45.40** list)
- Q** Center, Double-Sided/  
12 outlets (add **\$45.40** list)

2) Laminate surface color.

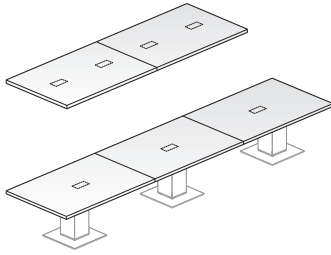
3) Edgeband trim color.

No. of Pieces	Seating Capacity*	Depth	Width	Number	①	②	HPL		B	
							A	F	J	F
<b>Round</b>										
1	4	36"(914mm)	36"(914mm)	TARN-3636-L	S	BNNN	\$ 528.51	\$ 833.47	\$ 619.17	\$ 924.13
1	4	42"(1067mm)	42"(1067mm)	TARN-4242-L	S	BNNN	743.62	1089.86	857.81	1204.05
1	4	48"(1219mm)	48"(1219mm)	TARN-4848-L	S	BNNN	990.31	1377.83	1131.65	1519.17
1	8	54"(1372mm)	54"(1372mm)	TARN-5454-L	S	BNNN	1268.58	1697.38	1440.69	1869.49
1	8	60"(1524mm)	60"(1524mm)	TARN-6060-L	S	BNNN	1578.43	2048.51	1784.93	2255.01
<b>Square</b>										
1	4	36"(914mm)	36"(914mm)	TARQ-3636-L	S	BNNN	\$ 527.07	\$ 820.51	\$ 617.73	\$ 911.17
1	4	42"(1067mm)	42"(1067mm)	TARQ-4242-L	S	BNNN	741.94	1074.74	856.13	1188.93
1	4	48"(1219mm)	48"(1219mm)	TARQ-4848-L	S	BNNN	988.39	1360.55	1129.73	1501.89
1	8	54"(1372mm)	54"(1372mm)	TARQ-5454-L	S	BNNN	1266.42	1677.94	1438.53	1850.05
1	8	60"(1524mm)	60"(1524mm)	TARQ-6060-L	S	BNNN	1576.03	2026.91	1782.53	2233.41
<b>Pebble</b>										
1	4	36"(914mm)	36"(914mm)	TARP-3636-L	S	BNNN	\$ 528.51	\$ 833.47	\$ 619.17	\$ 924.13
1	4	42"(1067mm)	42"(1067mm)	TARP-4242-L	S	BNNN	743.62	1089.86	857.81	1204.05
1	4	48"(1219mm)	48"(1219mm)	TARP-4848-L	S	BNNN	990.31	1377.83	1131.65	1519.17
1	8	54"(1372mm)	54"(1372mm)	TARP-5454-L	S	BNNN	1268.58	1697.38	1440.69	1869.49
1	8	60"(1524mm)	60"(1524mm)	TARP-6060-L	S	BNNN	1578.43	2048.51	1784.93	2255.01

\*Recommended seating capacity based upon 27"(687mm) per chair.

# Planes Conference Table Top

## Rectangle (for use with Column Base)



TARA  
Class TA1

### Features

- Includes 1.18"(30mm) thick top.
- High-Pressure Laminate Top (HPL) with 3mm edgeband or knife edge. Multiple piece tops are 1mm edgeband at the seams.
- Table top seams are 1mm edgeband.
- **Requires separately specified Column Base and J Channels.**
- Optional power modules are separately specified.
- Depth and width shown in nominal dimensions.

### Specification Tips

- Multiple piece conference tops have equal sized pieces and are shipped unassembled.
- Conference Top requires separately specified components for Column Base:
  - Column Base Frame
  - Column Base Plate
- Conference Top requires separately specified J Channels for support and load purposes.
- Cutouts are optional. If specified they are factory installed.
- Each cutout requires a separately specified flip top unit electrical module.
- Separately specified Planes grommets are available for field installation.
- For separately specified required components refer to the **Component Specification Overview** located in the front of the price list; see Planes Conference Table Tops (for use with Column Base).

### To Order, Specify:

1) Product number, including;

#### 1 Edge Options:

Laminate:

- J** Edgeband
- F** Knife

#### 2 Cutout Options:

- N** No Cutout
- F** Center, Single-Sided/ 4 outlets, see chart for upcharge
- V** Left/Right, Single-Sided/ 4 outlets, see chart for upcharge
- J** Center, Single-Sided/ 6 outlets, see chart for upcharge
- K** Left/Right, Single-Sided/ 6 outlets, see chart for upcharge
- M** Center, Double-Sided/ 8 outlets, see chart for upcharge
- P** Left/Right, Double-Sided/ 8 outlets, see chart for upcharge
- Q** Center, Double-Sided/ 12 outlets, see chart for upcharge
- T** Left/Right, Double-Sided/ 12 outlets, see chart for upcharge

2) Laminate surface color.

3) Edgeband trim color.

#### Cutout Option Upcharges

Cutout	1Piece	2Piece	3Piece
F	\$45.40	\$90.80	\$136.21
V	\$90.80	\$181.61	\$272.41
J	\$45.40	\$90.80	\$136.21
K	\$90.80	\$181.61	\$272.41
M	\$45.40	\$90.80	\$136.21
P	\$90.80	\$181.61	\$272.41
Q	\$45.40	\$90.80	\$136.21
T	\$90.80	\$181.61	\$272.41



# Planes Conference Table Top

## Rectangle (for use with Column Base)

No. of Pieces	Seating Capacity*	Depth	Width	Number	①	②	HPL			
							A	F	B	F
							J	F	J	F
1	8	42"(1067mm)	96"(2438mm)	TARA-4296-L	S	BNNN	\$ 1754.36	\$ 2256.00	\$ 1960.03	\$ 2461.67
1	8		102"(2591mm)	TARA-42A2-L	S	BNNN	1869.42	2390.38	2087.97	2608.93
1	10		108"(2743mm)	TARA-42A8-L	S	BNNN	1984.48	2524.76	2215.91	2756.19
1	10		114"(2896mm)	TARA-42B4-L	S	BNNN	2099.54	2659.14	2343.85	2903.45
1	10		120"(3048mm)	TARA-42C0-L	S	BNNN	2214.60	2793.52	2471.79	3050.71
2	10		126"(3200mm)	TARA-42C6-L	S	BNNN	3059.02	3694.25	3329.09	3964.32
2	10		132"(3353mm)	TARA-42D2-L	S	BNNN	3206.79	3861.34	3489.74	4144.29
2	12		138"(3505mm)	TARA-42D8-L	S	BNNN	3354.56	4028.43	3650.39	4324.26
2	12		144"(3658mm)	TARA-42E4-L	S	BNNN	3502.33	4195.52	3811.04	4504.23
2	12		150"(3810mm)	TARA-42F0-L	S	BNNN	3650.10	4362.61	3971.69	4684.20
2	12		156"(3962mm)	TARA-42F6-L	S	BNNN	3797.87	4529.70	4132.34	4864.17
2	14		162"(4115mm)	TARA-42G2-L	S	BNNN	3945.64	4696.79	4292.99	5044.14
2	14		168"(4267mm)	TARA-42G8-L	S	BNNN	4093.41	4863.88	4453.64	5224.11
2	14		174"(4420mm)	TARA-42H4-L	S	BNNN	4241.18	5030.97	4614.29	5404.08
2	14		180"(4572mm)	TARA-42J0-L	S	BNNN	4388.95	5198.06	4774.94	5584.05
3	14		186"(4724mm)	TARA-42J6-L	S	BNNN	4536.72	5365.15	4951.92	5827.63
3	16		192"(4877mm)	TARA-42K2-L	S	BNNN	4700.82	5595.85	5112.57	6007.60
3	16		198"(5029mm)	TARA-42K8-L	S	BNNN	4848.59	5762.94	5273.22	6187.57
3	16		204"(5182mm)	TARA-42L4-L	S	BNNN	4996.36	5930.03	5433.87	6367.54
3	16		210"(5334mm)	TARA-42M0-L	S	BNNN	5144.13	6097.12	5594.52	6547.51
3	18		216"(5486mm)	TARA-42M6-L	S	BNNN	5291.90	6264.21	5755.17	6727.48
3	18		222"(5639mm)	TARA-42N2-L	S	BNNN	5439.67	6431.30	5915.82	6907.45
3	18		228"(5791mm)	TARA-42N8-L	S	BNNN	5587.44	6598.39	6076.47	7087.42
3	18		234"(5944mm)	TARA-42P4-L	S	BNNN	5735.21	6765.48	6237.12	7267.39
3	18		240"(6096mm)	TARA-42Q0-L	S	BNNN	5882.98	6932.57	6397.77	7447.36
3	20		246"(6248mm)	TARA-42Q6-L	S	BNNN	6030.75	7099.66	6558.42	7627.33
3	20		252"(6401mm)	TARA-42R2-L	S	BNNN	6178.52	7266.75	6719.07	7807.30
3	20		258"(6553mm)	TARA-42R8-L	S	BNNN	6326.29	7433.84	6879.72	7987.27
3	20		264"(6706mm)	TARA-42S4-L	S	BNNN	6474.06	7600.93	7040.37	8167.24
3	22		270"(6858mm)	TARA-42T0-L	S	BNNN	6621.83	7768.02	7201.02	8347.21
1	8	48"(1219mm)	96"(2438mm)	TARA-4896-L	S	BNNN	\$ 2012.88	\$ 2533.84	\$ 2247.99	\$ 2768.95
1	8		102"(2591mm)	TARA-48A2-L	S	BNNN	2143.88	2684.16	2393.71	2933.99
1	10		108"(2743mm)	TARA-48A8-L	S	BNNN	2274.88	2834.48	2539.43	3099.03
1	10		114"(2896mm)	TARA-48B4-L	S	BNNN	2405.88	2984.80	2685.15	3264.07
1	10		120"(3048mm)	TARA-48C0-L	S	BNNN	2536.88	3135.12	2830.87	3429.11
2	10		126"(3200mm)	TARA-48C6-L	S	BNNN	3501.89	4156.44	3810.60	4465.15
2	10		132"(3353mm)	TARA-48D2-L	S	BNNN	3665.60	4339.47	3989.03	4662.90
2	12		138"(3505mm)	TARA-48D8-L	S	BNNN	3829.31	4522.50	4167.46	4860.65
2	12		144"(3658mm)	TARA-48E4-L	S	BNNN	3993.02	4705.53	4345.89	5058.40
2	12		150"(3810mm)	TARA-48F0-L	S	BNNN	4156.73	4888.56	4524.32	5256.15
2	12		156"(3962mm)	TARA-48F6-L	S	BNNN	4320.44	5071.59	4702.75	5453.90
2	14		162"(4115mm)	TARA-48G2-L	S	BNNN	4484.15	5254.62	4881.18	5651.65
2	14		168"(4267mm)	TARA-48G8-L	S	BNNN	4647.86	5437.65	5059.61	5849.40
2	14		174"(4420mm)	TARA-48H4-L	S	BNNN	4811.57	5620.68	5238.04	6047.15
2	14		180"(4572mm)	TARA-48J0-L	S	BNNN	4975.28	5803.71	5416.47	6244.90
3	14		186"(4724mm)	TARA-48J6-L	S	BNNN	5155.32	6050.35	5611.23	6506.26
3	16		192"(4877mm)	TARA-48K2-L	S	BNNN	5319.03	6233.38	5789.66	6704.01
3	16		198"(5029mm)	TARA-48K8-L	S	BNNN	5482.74	6416.41	5968.09	6901.76
3	16		204"(5182mm)	TARA-48L4-L	S	BNNN	5646.45	6599.44	6146.52	7099.51
3	16		210"(5334mm)	TARA-48M0-L	S	BNNN	5810.16	6782.47	6324.95	7297.26
3	18		216"(5486mm)	TARA-48M6-L	S	BNNN	5973.87	6965.50	6503.38	7495.01
3	18		222"(5639mm)	TARA-48N2-L	S	BNNN	6137.58	7148.53	6681.81	7692.76
3	18		228"(5791mm)	TARA-48N8-L	S	BNNN	6301.29	7331.56	6860.24	7890.51
3	18		234"(5944mm)	TARA-48P4-L	S	BNNN	6465.00	7514.59	7038.67	8088.26
3	18		240"(6096mm)	TARA-48Q0-L	S	BNNN	6628.71	7697.62	7217.10	8286.01
3	20		246"(6248mm)	TARA-48Q6-L	S	BNNN	6792.42	7880.65	7395.53	8483.76
3	20		252"(6401mm)	TARA-48R2-L	S	BNNN	6956.13	8063.68	7573.96	8681.51
3	20		258"(6553mm)	TARA-48R8-L	S	BNNN	7119.84	8246.71	7752.39	8879.26
3	20		264"(6706mm)	TARA-48S4-L	S	BNNN	7283.55	8429.74	7930.82	9077.01
3	22		270"(6858mm)	TARA-48T0-L	S	BNNN	7447.26	8612.77	8109.25	9274.76

\*Recommended seating capacity based upon 27"(687mm) per chair.

Fixed Height Tables / March 2025

# Planes Conference Table Top

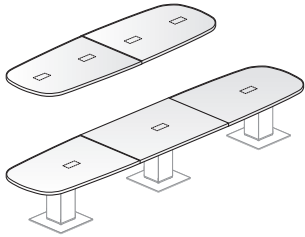
## Rectangle (for use with Column Base)

No. of Pieces	Seating Capacity*	Depth	Width	Number	① ②	HPL		B	
						A	F	J	F
1	10	54"(1372mm)	96"(2438mm)	TARA-5496-L	S BNNN	\$ 2271.40	\$ 2811.68	\$ 2535.95	\$ 3076.23
1	10		102"(2591mm)	TARA-54A2-L	S BNNN	2418.34	2977.94	2699.45	3259.05
1	12		108"(2743mm)	TARA-54A8-L	S BNNN	2565.28	3144.20	2862.95	3441.87
1	12		114"(2896mm)	TARA-54B4-L	S BNNN	2712.22	3310.46	3026.45	3624.69
1	12		120"(3048mm)	TARA-54C0-L	S BNNN	2859.16	3476.72	3189.95	3807.51
2	12		126"(3200mm)	TARA-54C6-L	S BNNN	3944.76	4618.63	4292.11	4965.98
2	12		132"(3353mm)	TARA-54D2-L	S BNNN	4124.41	4817.60	4488.32	5181.51
2	14		138"(3505mm)	TARA-54D8-L	S BNNN	4304.06	5016.57	4684.53	5397.04
2	14		144"(3658mm)	TARA-54E4-L	S BNNN	4483.71	5215.54	4880.74	5612.57
2	14		150"(3810mm)	TARA-54F0-L	S BNNN	4663.36	5414.51	5076.95	5828.10
2	14		156"(3962mm)	TARA-54F6-L	S BNNN	4843.01	5613.48	5273.16	6043.63
2	16		162"(4115mm)	TARA-54G2-L	S BNNN	5022.66	5812.45	5469.37	6259.16
2	16		168"(4267mm)	TARA-54G8-L	S BNNN	5202.31	6011.42	5665.58	6474.69
2	16		174"(4420mm)	TARA-54H4-L	S BNNN	5381.96	6210.39	5861.79	6690.22
2	16		180"(4572mm)	TARA-54J0-L	S BNNN	5561.61	6409.36	6058.00	6905.75
3	16		186"(4724mm)	TARA-54J6-L	S BNNN	5663.41	6671.94	6176.36	7184.89
3	18		192"(4877mm)	TARA-54K2-L	S BNNN	5843.06	6870.91	6372.57	7400.42
3	18		198"(5029mm)	TARA-54K8-L	S BNNN	6022.71	7069.88	6568.78	7615.95
3	18		204"(5182mm)	TARA-54L4-L	S BNNN	6202.36	7268.85	6764.99	7831.48
3	18		210"(5334mm)	TARA-54M0-L	S BNNN	6382.01	7467.82	6961.20	8047.01
3	20		216"(5486mm)	TARA-54M6-L	S BNNN	6561.66	7666.79	7157.41	8262.54
3	20		222"(5639mm)	TARA-54N2-L	S BNNN	6741.31	7865.76	7353.62	8478.07
3	20		228"(5791mm)	TARA-54N8-L	S BNNN	6920.96	8064.73	7549.83	8693.60
3	20		234"(5944mm)	TARA-54P4-L	S BNNN	7100.61	8263.70	7746.04	8909.13
3	20		240"(6096mm)	TARA-54Q0-L	S BNNN	7280.26	8462.67	7942.25	9124.66
3	22		246"(6248mm)	TARA-54Q6-L	S BNNN	7459.91	8661.64	8138.46	9340.19
3	22		252"(6401mm)	TARA-54R2-L	S BNNN	7639.56	8860.61	8334.67	9555.72
3	22		258"(6553mm)	TARA-54R8-L	S BNNN	7819.21	9059.58	8530.88	9771.25
3	22		264"(6706mm)	TARA-54S4-L	S BNNN	7998.86	9258.55	8727.09	9986.78
3	24		270"(6858mm)	TARA-54T0-L	S BNNN	8178.51	9457.52	8923.30	10202.31
1	10	60"(1524mm)	96"(2438mm)	TARA-6096-L	S BNNN	\$ 2529.92	\$ 3089.52	\$ 2823.91	\$ 3383.51
1	10		102"(2591mm)	TARA-60A2-L	S BNNN	2692.80	3271.72	3005.19	3584.11
1	12		108"(2743mm)	TARA-60A8-L	S BNNN	2855.68	3453.92	3186.47	3784.71
1	12		114"(2896mm)	TARA-60B4-L	S BNNN	3018.56	3636.12	3367.75	3985.31
1	12		120"(3048mm)	TARA-60C0-L	S BNNN	3181.44	3818.32	3549.03	4185.91
2	12		126"(3200mm)	TARA-60C6-L	S BNNN	4387.63	5080.82	4773.62	5466.81
2	12		132"(3353mm)	TARA-60D2-L	S BNNN	4583.22	5295.73	4987.61	5700.12
2	14		138"(3505mm)	TARA-60D8-L	S BNNN	4778.81	5510.64	5201.60	5933.43
2	14		144"(3658mm)	TARA-60E4-L	S BNNN	4974.40	5725.55	5415.59	6166.74
2	14		150"(3810mm)	TARA-60F0-L	S BNNN	5169.99	5940.46	5629.58	6400.05
2	14		156"(3962mm)	TARA-60F6-L	S BNNN	5365.58	6155.37	5843.57	6633.36
2	16		162"(4115mm)	TARA-60G2-L	S BNNN	5561.17	6370.28	6057.56	6866.67
2	16		168"(4267mm)	TARA-60G8-L	S BNNN	5756.76	6585.19	6271.55	7099.98
2	16		174"(4420mm)	TARA-60H4-L	S BNNN	5952.35	6800.10	6485.54	7333.29
2	16		180"(4572mm)	TARA-60J0-L	S BNNN	6147.94	7015.01	6699.53	7566.60
3	16		186"(4724mm)	TARA-60J6-L	S BNNN	6171.49	7293.53	6741.48	7863.52
3	18		192"(4877mm)	TARA-60K2-L	S BNNN	6367.08	7508.44	6955.47	8096.83
3	18		198"(5029mm)	TARA-60K8-L	S BNNN	6562.67	7723.35	7169.46	8330.14
3	18		204"(5182mm)	TARA-60L4-L	S BNNN	6758.26	7938.26	7383.45	8563.45
3	18		210"(5334mm)	TARA-60M0-L	S BNNN	6953.85	8153.17	7597.44	8796.76
3	20		216"(5486mm)	TARA-60M6-L	S BNNN	7149.44	8368.08	7811.43	9030.07
3	20		222"(5639mm)	TARA-60N2-L	S BNNN	7345.03	8582.99	8025.42	9263.38
3	20		228"(5791mm)	TARA-60N8-L	S BNNN	7540.62	8797.90	8239.41	9496.69
3	20		234"(5944mm)	TARA-60P4-L	S BNNN	7736.21	9012.81	8453.40	9730.00
3	20		240"(6096mm)	TARA-60Q0-L	S BNNN	7931.80	9227.72	8667.39	9963.31
3	22		246"(6248mm)	TARA-60Q6-L	S BNNN	8127.39	9442.63	8881.38	10196.62
3	22		252"(6401mm)	TARA-60R2-L	S BNNN	8322.98	9657.54	9095.37	10429.93
3	22		258"(6553mm)	TARA-60R8-L	S BNNN	8518.57	9872.45	9309.36	10663.24
3	22		264"(6706mm)	TARA-60S4-L	S BNNN	8714.16	10087.36	9523.35	10896.55
3	24		270"(6858mm)	TARA-60T0-L	S BNNN	8909.75	10302.27	9737.34	1129.86

\*Recommended seating capacity based upon 27"(687mm) per chair.

# Planes Conference Table Top

## Pebble (for use with Column Base)



TARP  
Class TA1

### Features

- Includes 1.18"(30mm) thick top(s).
- High-Pressure Laminate Top (HPL) with 3mm edgeband or knife edge. Multiple piece tops are 1mm edgeband at the seams.
- Table top seams are 1mm edgeband.
- **Requires separately specified Column Base and J Channels.**
- Optional power modules are separately specified.
- Depth and width shown in nominal dimensions.

### Specification Tips

- Multiple piece conference tops have equal sized pieces and are shipped unassembled.
- Conference Top requires separately specified components for Column Base:
  - Column Base Frame
  - Column Base Plate
- Conference Top requires separately specified J Channels for support and load purposes.
- Cutouts are optional. If specified they are factory installed.
- Each cutout requires a separately specified flip top unit electrical module.
- Separately specified Planes grommets are available for field installation.
- For separately specified required components refer to the **Component Specification Overview** located in the front of the price list; see Planes Conference Table Tops (for use with Column Base).

### To Order, Specify:

1) Product number, including;

#### 1 Edge Options:

Laminate:

- J** Edgeband
- F** Knife

#### 2 Cutout Options:

- N** No Cutout
- F** Center, Single-Sided/ 4 outlets, see chart for upcharge
- V** Left/Right, Single-Sided/ 4 outlets, see chart for upcharge
- J** Center, Single-Sided/ 6 outlets, see chart for upcharge
- K** Left/Right, Single-Sided/ 6 outlets, see chart for upcharge
- M** Center, Double-Sided/ 8 outlets, see chart for upcharge
- P** Left/Right, Double-Sided/ 8 outlets, see chart for upcharge
- Q** Center, Double-Sided/ 12 outlets, see chart for upcharge
- T** Left/Right, Double-Sided/ 12 outlets, see chart for upcharge

2) Laminate surface color.

3) Edgeband trim color.

#### Cutout Option Upcharges

Cutout	1Piece	2Piece	3Piece
F	\$45.40	\$90.80	\$136.21
V	\$90.80	\$181.61	\$272.41
J	\$45.40	\$90.80	\$136.21
K	\$90.80	\$181.61	\$272.41
M	\$45.40	\$90.80	\$136.21
P	\$90.80	\$181.61	\$272.41
Q	\$45.40	\$90.80	\$136.21
T	\$90.80	\$181.61	\$272.41

Fixed Height Tables / March 2025

# Planes Conference Table Top

## Pebble (for use with Column Base)

No. of Pieces	Seating Capacity*	Depth	Width	Number	①	②	HPL		B	
							A	F	J	F
1	8	42"(1067mm)	96"(2438mm)	TARP-4296-L	S	BNNN	\$ 1754.36	\$ 2256.00	\$ 1960.03	\$ 2461.67
1	8		102"(2591mm)	TARP-42A2-L	S	BNNN	1869.42	2390.38	2087.97	2608.93
1	10		108"(2743mm)	TARP-42A8-L	S	BNNN	1984.48	2524.76	2215.91	2756.19
1	10		114"(2896mm)	TARP-42B4-L	S	BNNN	2099.54	2659.14	2343.85	2903.45
1	10		120"(3048mm)	TARP-42C0-L	S	BNNN	2214.60	2793.52	2471.79	3050.71
2	10		126"(3200mm)	TARP-42C6-L	S	BNNN	3059.02	3694.25	3329.09	3964.32
2	10		132"(3353mm)	TARP-42D2-L	S	BNNN	3206.79	3861.34	3489.74	4144.29
2	12		138"(3505mm)	TARP-42D8-L	S	BNNN	3354.56	4028.43	3650.39	4324.26
2	12		144"(3658mm)	TARP-42E4-L	S	BNNN	3502.33	4195.52	3811.04	4504.23
2	12		150"(3810mm)	TARP-42F0-L	S	BNNN	3650.10	4362.61	3971.69	4684.20
2	12		156"(3962mm)	TARP-42F6-L	S	BNNN	3797.87	4529.70	4132.34	4864.17
2	14		162"(4115mm)	TARP-42G2-L	S	BNNN	3945.64	4696.79	4292.99	5044.14
2	14		168"(4267mm)	TARP-42G8-L	S	BNNN	4093.41	4863.88	4453.64	5224.11
2	14		174"(4420mm)	TARP-42H4-L	S	BNNN	4241.18	5030.97	4614.29	5404.08
2	14		180"(4572mm)	TARP-42J0-L	S	BNNN	4388.95	5198.06	4774.94	5584.05
3	14		186"(4724mm)	TARP-42J6-L	S	BNNN	4536.72	5365.15	4935.59	5763.92
3	16		192"(4877mm)	TARP-42K2-L	S	BNNN	4700.82	5595.85	5112.57	6007.60
3	16		198"(5029mm)	TARP-42K8-L	S	BNNN	4848.59	5762.94	5273.22	6187.57
3	16		204"(5182mm)	TARP-42L4-L	S	BNNN	4996.36	5930.03	5433.87	6367.54
3	16		210"(5334mm)	TARP-42M0-L	S	BNNN	5144.13	6097.12	5594.52	6547.51
3	18		216"(5486mm)	TARP-42M6-L	S	BNNN	5291.90	6264.21	5755.17	6727.48
3	18		222"(5639mm)	TARP-42N2-L	S	BNNN	5439.67	6431.30	5915.82	6907.45
3	18		228"(5791mm)	TARP-42N8-L	S	BNNN	5587.44	6598.39	6076.47	7087.42
3	18		234"(5944mm)	TARP-42P4-L	S	BNNN	5735.21	6765.48	6237.12	7267.39
3	18		240"(6096mm)	TARP-42Q0-L	S	BNNN	5882.98	6932.57	6397.77	7447.36
3	20		246"(6248mm)	TARP-42Q6-L	S	BNNN	6030.75	7099.66	6558.42	7627.33
3	20		252"(6401mm)	TARP-42R2-L	S	BNNN	6178.52	7266.75	6719.07	7807.30
3	20		258"(6553mm)	TARP-42R8-L	S	BNNN	6326.29	7433.84	6879.72	7987.27
3	20		264"(6706mm)	TARP-42S4-L	S	BNNN	6474.06	7600.93	7040.37	8167.24
3	22		270"(6858mm)	TARP-42T0-L	S	BNNN	6621.83	7768.02	7201.02	8347.21
1	8	48"(1219mm)	96"(2438mm)	TARP-4896-L	S	BNNN	\$ 2012.88	\$ 2533.84	\$ 2247.99	\$ 2768.95
1	8		102"(2591mm)	TARP-48A2-L	S	BNNN	2143.88	2684.16	2393.71	2933.99
1	10		108"(2743mm)	TARP-48A8-L	S	BNNN	2274.88	2834.48	2539.43	3099.03
1	10		114"(2896mm)	TARP-48B4-L	S	BNNN	2405.88	2984.80	2685.15	3264.07
1	10		120"(3048mm)	TARP-48C0-L	S	BNNN	2536.88	3135.12	2830.87	3429.11
2	10		126"(3200mm)	TARP-48C6-L	S	BNNN	3501.89	4156.44	3810.60	4465.15
2	10		132"(3353mm)	TARP-48D2-L	S	BNNN	3665.60	4339.47	3989.03	4662.90
2	12		138"(3505mm)	TARP-48D8-L	S	BNNN	3829.31	4522.50	4167.46	4860.65
2	12		144"(3658mm)	TARP-48E4-L	S	BNNN	3993.02	4705.53	4345.89	5058.40
2	12		150"(3810mm)	TARP-48F0-L	S	BNNN	4156.73	4888.56	4524.32	5256.15
2	12		156"(3962mm)	TARP-48F6-L	S	BNNN	4320.44	5071.59	4702.75	5453.90
2	14		162"(4115mm)	TARP-48G2-L	S	BNNN	4484.15	5254.62	4881.18	5651.65
2	14		168"(4267mm)	TARP-48G8-L	S	BNNN	4647.86	5437.65	5059.61	5849.40
2	14		174"(4420mm)	TARP-48H4-L	S	BNNN	4811.57	5620.68	5238.04	6047.15
2	14		180"(4572mm)	TARP-48J0-L	S	BNNN	4975.28	5803.71	5416.47	6244.90
3	14		186"(4724mm)	TARP-48J6-L	S	BNNN	5155.32	6050.35	5611.23	6506.26
3	16		192"(4877mm)	TARP-48K2-L	S	BNNN	5319.03	6233.38	5789.66	6704.01
3	16		198"(5029mm)	TARP-48K8-L	S	BNNN	5482.74	6416.41	5968.09	6901.76
3	16		204"(5182mm)	TARP-48L4-L	S	BNNN	5646.45	6599.44	6146.52	7099.51
3	16		210"(5334mm)	TARP-48M0-L	S	BNNN	5810.16	6782.47	6324.95	7297.26
3	18		216"(5486mm)	TARP-48M6-L	S	BNNN	5973.87	6965.50	6503.38	7495.01
3	18		222"(5639mm)	TARP-48N2-L	S	BNNN	6137.58	7148.53	6681.81	7692.76
3	18		228"(5791mm)	TARP-48N8-L	S	BNNN	6301.29	7331.56	6860.24	7890.51
3	18		234"(5944mm)	TARP-48P4-L	S	BNNN	6465.00	7514.59	7038.67	8088.26
3	18		240"(6096mm)	TARP-48Q0-L	S	BNNN	6628.71	7697.62	7217.10	8286.01
3	20		246"(6248mm)	TARP-48Q6-L	S	BNNN	6792.42	7880.65	7395.53	8483.76
3	20		252"(6401mm)	TARP-48R2-L	S	BNNN	6956.13	8063.68	7573.96	8681.51
3	20		258"(6553mm)	TARP-48R8-L	S	BNNN	7119.84	8246.71	7752.39	8879.26
3	20		264"(6706mm)	TARP-48S4-L	S	BNNN	7283.55	8429.74	7930.82	9077.01
3	22		270"(6858mm)	TARP-48T0-L	S	BNNN	7447.26	8612.77	8109.25	9274.76

\*Recommended seating capacity based upon 27"(687mm) per chair.

Fixed Height Tables / March 2025

# Planes Conference Table Top

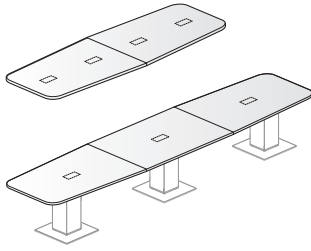
## Pebble (for use with Column Base)

No. of Pieces	Seating Capacity*	Depth	Width	Number ① ②	HPL		B	
					A J	F	J	F
1	10	54"(1372mm)	96"(2438mm)	TARP-5496-L S BNNN	\$ 2271.40	\$ 2811.68	\$ 2535.95	\$ 3076.23
1	10		102"(2591mm)	TARP-54A2-L S BNNN	2418.34	2977.94	2699.45	3259.05
1	12		108"(2743mm)	TARP-54A8-L S BNNN	2565.28	3144.20	2862.95	3441.87
1	12		114"(2896mm)	TARP-54B4-L S BNNN	2712.22	3310.46	3026.45	3624.69
1	12		120"(3048mm)	TARP-54C0-L S BNNN	2859.16	3476.72	3189.95	3807.51
2	12		126"(3200mm)	TARP-54C6-L S BNNN	3944.76	4618.63	4292.11	4965.98
2	12		132"(3353mm)	TARP-54D2-L S BNNN	4124.41	4817.60	4488.32	5181.51
2	14		138"(3505mm)	TARP-54D8-L S BNNN	4304.06	5016.57	4684.53	5397.04
2	14		144"(3658mm)	TARP-54E4-L S BNNN	4483.71	5215.54	4880.74	5612.57
2	14		150"(3810mm)	TARP-54F0-L S BNNN	4663.36	5414.51	5076.95	5828.10
2	14		156"(3962mm)	TARP-54F6-L S BNNN	4843.01	5613.48	5273.16	6043.63
2	16		162"(4115mm)	TARP-54G2-L S BNNN	5022.66	5812.45	5469.37	6259.16
2	16		168"(4267mm)	TARP-54G8-L S BNNN	5202.31	6011.42	5665.58	6474.69
2	16		174"(4420mm)	TARP-54H4-L S BNNN	5381.96	6210.39	5861.79	6690.22
2	16		180"(4572mm)	TARP-54J0-L S BNNN	5561.61	6409.36	6058.00	6905.75
3	16		186"(4724mm)	TARP-54J6-L S BNNN	5663.41	6671.94	6176.36	7184.89
3	18		192"(4877mm)	TARP-54K2-L S BNNN	5843.06	6870.91	6372.57	7400.42
3	18		198"(5029mm)	TARP-54K8-L S BNNN	6022.71	7069.88	6568.78	7615.95
3	18		204"(5182mm)	TARP-54L4-L S BNNN	6202.36	7268.85	6764.99	7831.48
3	18		210"(5334mm)	TARP-54M0-L S BNNN	6382.01	7467.82	6961.20	8047.01
3	20		216"(5486mm)	TARP-54M6-L S BNNN	6561.66	7666.79	7157.41	8262.54
3	20		222"(5639mm)	TARP-54N2-L S BNNN	6741.31	7865.76	7353.62	8478.07
3	20		228"(5791mm)	TARP-54N8-L S BNNN	6920.96	8064.73	7549.83	8693.60
3	20		234"(5944mm)	TARP-54P4-L S BNNN	7100.61	8263.70	7746.04	8909.13
3	20		240"(6096mm)	TARP-54Q0-L S BNNN	7280.26	8462.67	7942.25	9124.66
3	22		246"(6248mm)	TARP-54Q6-L S BNNN	7459.91	8661.64	8138.46	9340.19
3	22		252"(6401mm)	TARP-54R2-L S BNNN	7639.56	8860.61	8334.67	9555.72
3	22		258"(6553mm)	TARP-54R8-L S BNNN	7819.21	9059.58	8530.88	9771.25
3	22		264"(6706mm)	TARP-54S4-L S BNNN	7998.86	9258.55	8727.09	9986.78
3	24		270"(6858mm)	TARP-54T0-L S BNNN	8178.51	9457.52	8923.30	10202.31
1	10	60"(1524mm)	96"(2438mm)	TARP-6096-L S BNNN	\$ 2529.92	\$ 3089.52	\$ 2823.91	\$ 3383.51
1	10		102"(2591mm)	TARP-60A2-L S BNNN	2692.80	3271.72	3005.19	3584.11
1	12		108"(2743mm)	TARP-60A8-L S BNNN	2855.68	3453.92	3186.47	3784.71
1	12		114"(2896mm)	TARP-60B4-L S BNNN	3018.56	3636.12	3367.75	3985.31
1	12		120"(3048mm)	TARP-60C0-L S BNNN	3181.44	3818.32	3549.03	4185.91
2	12		126"(3200mm)	TARP-60C6-L S BNNN	4387.63	5080.82	4773.62	5466.81
2	12		132"(3353mm)	TARP-60D2-L S BNNN	4583.22	5295.73	4987.61	5700.12
2	14		138"(3505mm)	TARP-60D8-L S BNNN	4778.81	5510.64	5201.60	5933.43
2	14		144"(3658mm)	TARP-60E4-L S BNNN	4974.40	5725.55	5415.59	6166.74
2	14		150"(3810mm)	TARP-60F0-L S BNNN	5169.99	5940.46	5629.58	6400.05
2	14		156"(3962mm)	TARP-60F6-L S BNNN	5365.58	6155.37	5843.57	6633.36
2	16		162"(4115mm)	TARP-60G2-L S BNNN	5561.17	6370.28	6057.56	6866.67
2	16		168"(4267mm)	TARP-60G8-L S BNNN	5756.76	6585.19	6271.55	7099.98
2	16		174"(4420mm)	TARP-60H4-L S BNNN	5952.35	6800.10	6485.54	7333.29
2	16		180"(4572mm)	TARP-60J0-L S BNNN	6147.94	7015.01	6699.53	7566.60
3	16		186"(4724mm)	TARP-60J6-L S BNNN	6171.49	7293.53	6741.48	7863.52
3	18		192"(4877mm)	TARP-60K2-L S BNNN	6367.08	7508.44	6955.47	8096.83
3	18		198"(5029mm)	TARP-60K8-L S BNNN	6562.67	7723.35	7169.46	8330.14
3	18		204"(5182mm)	TARP-60L4-L S BNNN	6758.26	7938.26	7383.45	8563.45
3	18		210"(5334mm)	TARP-60M0-L S BNNN	6953.85	8153.17	7597.44	8796.76
3	20		216"(5486mm)	TARP-60M6-L S BNNN	7149.44	8368.08	7811.43	9030.07
3	20		222"(5639mm)	TARP-60N2-L S BNNN	7345.03	8582.99	8025.42	9263.38
3	20		228"(5791mm)	TARP-60N8-L S BNNN	7540.62	8797.90	8239.41	9496.69
3	20		234"(5944mm)	TARP-60P4-L S BNNN	7736.21	9012.81	8453.40	9730.00
3	20		240"(6096mm)	TARP-60Q0-L S BNNN	7931.80	9227.72	8667.39	9963.31
3	22		246"(6248mm)	TARP-60Q6-L S BNNN	8127.39	9442.63	8881.38	10196.62
3	22		252"(6401mm)	TARP-60R2-L S BNNN	8322.98	9657.54	9095.37	10429.93
3	22		258"(6553mm)	TARP-60R8-L S BNNN	8518.57	9872.45	9309.36	10663.24
3	22		264"(6706mm)	TARP-60S4-L S BNNN	8714.16	10087.36	9523.35	10896.55
3	24		270"(6858mm)	TARP-60T0-L S BNNN	8909.75	10302.27	9737.34	11129.86

\*Recommended seating capacity based upon 27"(687mm) per chair.

# Planes Conference Table Top

## Hexagon (for use with Column Base)



TARX  
Class TA1

### Features

- Includes 1.18"(30mm) thick top(s).
- High-Pressure Laminate Top (HPL) with 3mm edgeband or knife edge. Multiple piece tops are 1mm edgeband at the seams.
- Table top seams are 1mm edgeband.
- **Requires separately specified Column Base and J Channels.**
- Optional power modules are separately specified.
- Depth and width shown in nominal dimensions.

### Specification Tips

- Multiple piece conference tops have equal sized pieces and are shipped unassembled.
- Conference Top requires separately specified components for Column Base:
  - Column Base
  - Column Base Plate
- Conference Top requires separately specified J Channels for support and load purposes.
- Cutouts are optional. If specified they are factory installed.
- Each cutout requires a separately specified flip top unit electrical module.
- Separately specified Planes grommets are available for field installation.
- For separately specified required components refer to the **Component Specification Overview** located in the front of the price list; see Planes Conference Table Tops (for use with Column Base).

### To Order, Specify:

1) Product number, including;

#### 1 Edge Options:

Laminate:

- J** Edgeband
- F** Knife

#### 2 Cutout Options:

- N** No Cutout
- F** Center, Single-Sided/ 4 outlets, see chart for upcharge
- V** Left/Right, Single-Sided/ 4 outlets, see chart for upcharge
- J** Center, Single-Sided/ 6 outlets, see chart for upcharge
- K** Left/Right, Single-Sided/ 6 outlets, see chart for upcharge
- M** Center, Double-Sided/ 8 outlets, see chart for upcharge
- P** Left/Right, Double-Sided/ 8 outlets, see chart for upcharge
- Q** Center, Double-Sided/ 12 outlets, see chart for upcharge
- T** Left/Right, Double-Sided/ 12 outlets, see chart for upcharge

2) Laminate surface color.

3) Edgeband trim color.

#### Cutout Option Upcharges

Cutout	1Piece	2Piece	3Piece
F	\$45.40	\$90.80	\$136.21
V	\$90.80	\$181.51	\$272.41
J	\$45.40	\$90.80	\$136.21
K	\$90.80	\$181.61	\$272.41
M	\$45.40	\$90.80	\$136.21
P	\$90.80	\$181.51	\$272.41
Q	\$45.40	\$90.80	\$136.21
T	\$90.80	\$181.61	\$272.41

# Planes Conference Table Top

## Hexagon (for use with Column Base)

No. of Pieces	Seating Capacity*	Depth	Width	Number	①	②	HPL		B	
							A	F	J	F
1	8	42"(1067mm)	96"(2438mm)	TARX-4296-L	S	BNNN	\$ 1754.36	\$ 2256.00	\$ 1960.03	\$ 2461.67
1	8		102"(2591mm)	TARX-42A2-L	S	BNNN	1869.42	2390.38	2087.97	2608.93
1	10		108"(2743mm)	TARX-42A8-L	S	BNNN	1984.48	2524.76	2215.91	2756.19
1	10		114"(2896mm)	TARX-42B4-L	S	BNNN	2099.54	2659.14	2343.85	2903.45
1	10		120"(3048mm)	TARX-42C0-L	S	BNNN	2214.60	2793.52	2471.79	3050.71
2	10		126"(3200mm)	TARX-42C6-L	S	BNNN	3059.02	3694.25	3329.09	3964.32
2	10		132"(3353mm)	TARX-42D2-L	S	BNNN	3206.79	3861.34	3489.74	4144.29
2	12		138"(3505mm)	TARX-42D8-L	S	BNNN	3354.56	4028.43	3650.39	4324.26
2	12		144"(3658mm)	TARX-42E4-L	S	BNNN	3502.33	4195.52	3811.04	4504.23
2	12		150"(3810mm)	TARX-42F0-L	S	BNNN	3650.10	4362.61	3971.69	4684.20
2	12		156"(3962mm)	TARX-42F6-L	S	BNNN	3797.87	4529.70	4132.34	4864.17
2	14		162"(4115mm)	TARX-42G2-L	S	BNNN	3945.64	4696.79	4292.99	5044.14
2	14		168"(4267mm)	TARX-42G8-L	S	BNNN	4093.41	4863.88	4453.64	5224.11
2	14		174"(4420mm)	TARX-42H4-L	S	BNNN	4241.18	5030.97	4614.29	5404.08
2	14		180"(4572mm)	TARX-42J0-L	S	BNNN	4388.95	5198.06	4774.94	5584.05
3	14		186"(4724mm)	TARX-42J6-L	S	BNNN	4536.72	5365.15	4935.69	5764.02
3	16		192"(4877mm)	TARX-42K2-L	S	BNNN	4700.82	5595.85	5112.57	6007.60
3	16		198"(5029mm)	TARX-42K8-L	S	BNNN	4848.59	5762.94	5273.22	6187.57
3	16		204"(5182mm)	TARX-42L4-L	S	BNNN	4996.36	5930.03	5433.87	6367.54
3	16		210"(5334mm)	TARX-42M0-L	S	BNNN	5144.13	6097.12	5594.52	6547.51
3	18		216"(5486mm)	TARX-42M6-L	S	BNNN	5291.90	6264.21	5755.17	6727.48
3	18		222"(5639mm)	TARX-42N2-L	S	BNNN	5439.67	6431.30	5915.82	6907.45
3	18		228"(5791mm)	TARX-42N8-L	S	BNNN	5587.44	6598.39	6076.47	7087.42
3	18		234"(5944mm)	TARX-42P4-L	S	BNNN	5735.21	6765.48	6237.12	7267.39
3	18		240"(6096mm)	TARX-42Q0-L	S	BNNN	5882.98	6932.57	6397.77	7447.36
3	20		246"(6248mm)	TARX-42Q6-L	S	BNNN	6030.75	7099.66	6558.42	7627.33
3	20		252"(6401mm)	TARX-42R2-L	S	BNNN	6178.52	7266.75	6719.07	7807.30
3	20		258"(6553mm)	TARX-42R8-L	S	BNNN	6326.29	7433.84	6879.72	7987.27
3	20		264"(6706mm)	TARX-42S4-L	S	BNNN	6474.06	7600.93	7040.37	8167.24
3	22		270"(6858mm)	TARX-42T0-L	S	BNNN	6621.83	7768.02	7201.02	8347.21
1	8	48"(1219mm)	96"(2438mm)	TARX-4896-L	S	BNNN	\$ 2012.88	\$ 2533.84	\$ 2247.99	\$ 2768.95
1	8		102"(2591mm)	TARX-48A2-L	S	BNNN	2143.88	2684.16	2393.71	2933.99
1	10		108"(2743mm)	TARX-48A8-L	S	BNNN	2274.88	2834.48	2539.43	3099.03
1	10		114"(2896mm)	TARX-48B4-L	S	BNNN	2405.88	2984.80	2685.15	3264.07
1	10		120"(3048mm)	TARX-48C0-L	S	BNNN	2536.88	3135.12	2830.87	3429.11
2	10		126"(3200mm)	TARX-48C6-L	S	BNNN	3501.89	4156.44	3810.60	4465.15
2	10		132"(3353mm)	TARX-48D2-L	S	BNNN	3665.60	4339.47	3989.03	4662.90
2	12		138"(3505mm)	TARX-48D8-L	S	BNNN	3829.31	4522.50	4167.46	4860.65
2	12		144"(3658mm)	TARX-48E4-L	S	BNNN	3993.02	4705.53	4345.89	5058.40
2	12		150"(3810mm)	TARX-48F0-L	S	BNNN	4156.73	4888.56	4524.32	5256.15
2	12		156"(3962mm)	TARX-48F6-L	S	BNNN	4320.44	5071.59	4702.75	5453.90
2	14		162"(4115mm)	TARX-48G2-L	S	BNNN	4484.15	5254.62	4881.18	5651.65
2	14		168"(4267mm)	TARX-48G8-L	S	BNNN	4647.86	5437.65	5059.61	5849.40
2	14		174"(4420mm)	TARX-48H4-L	S	BNNN	4811.57	5620.68	5238.04	6047.15
2	14		180"(4572mm)	TARX-48J0-L	S	BNNN	4975.28	5803.71	5416.47	6244.90
3	14		186"(4724mm)	TARX-48J6-L	S	BNNN	5155.32	6050.35	5611.23	6506.26
3	16		192"(4877mm)	TARX-48K2-L	S	BNNN	5319.03	6233.38	5789.66	6704.01
3	16		198"(5029mm)	TARX-48K8-L	S	BNNN	5482.74	6416.41	5968.09	6901.76
3	16		204"(5182mm)	TARX-48L4-L	S	BNNN	5646.45	6599.44	6146.52	7099.51
3	16		210"(5334mm)	TARX-48M0-L	S	BNNN	5810.16	6782.47	6324.95	7297.26
3	18		216"(5486mm)	TARX-48M6-L	S	BNNN	5973.87	6965.50	6503.38	7495.01
3	18		222"(5639mm)	TARX-48N2-L	S	BNNN	6137.58	7148.53	6681.81	7692.76
3	18		228"(5791mm)	TARX-48N8-L	S	BNNN	6301.29	7331.56	6860.24	7890.51
3	18		234"(5944mm)	TARX-48P4-L	S	BNNN	6465.00	7514.59	7038.67	8088.26
3	18		240"(6096mm)	TARX-48Q0-L	S	BNNN	6628.71	7697.62	7217.10	8286.01
3	20		246"(6248mm)	TARX-48Q6-L	S	BNNN	6792.42	7880.65	7395.53	8483.76
3	20		252"(6401mm)	TARX-48R2-L	S	BNNN	6956.13	8063.68	7573.96	8681.51
3	20		258"(6553mm)	TARX-48R8-L	S	BNNN	7119.84	8246.71	7752.39	8879.26
3	20		264"(6706mm)	TARX-48S4-L	S	BNNN	7283.55	8429.74	7930.82	9077.01
3	22		270"(6858mm)	TARX-48T0-L	S	BNNN	7447.26	8612.77	8109.25	9274.76

\*Recommended seating capacity based upon 27"(687mm) per chair.

Fixed Height Tables / March 2025

# Planes Conference Table Top

## Hexagon (for use with Column Base)

No. of Pieces	Seating Capacity*	Depth	Width	Number	① ②	HPL			
						A		B	
						J	F	J	F
1	10	54"(1372mm)	96"(2438mm)	TARX-5496-L	S BNNN	\$ 2271.40	\$ 2811.68	\$ 2535.95	\$ 3076.23
1	10		102"(2591mm)	TARX-54A2-L	S BNNN	2418.34	2977.94	2699.45	3259.05
1	12		108"(2743mm)	TARX-54A8-L	S BNNN	2565.28	3144.20	2862.95	3441.87
1	12		114"(2896mm)	TARX-54B4-L	S BNNN	2712.22	3310.46	3026.45	3624.69
1	12		120"(3048mm)	TARX-54C0-L	S BNNN	2859.16	3476.72	3189.95	3807.51
2	12		126"(3200mm)	TARX-54C6-L	S BNNN	3944.76	4618.63	4292.11	4965.98
2	12		132"(3353mm)	TARX-54D2-L	S BNNN	4124.41	4817.60	4488.32	5181.51
2	12		138"(3505mm)	TARX-54D8-L	S BNNN	4304.06	5016.57	4684.53	5397.04
2	14		144"(3658mm)	TARX-54E4-L	S BNNN	4483.71	5215.54	4880.74	5612.57
2	14		150"(3810mm)	TARX-54F0-L	S BNNN	4663.36	5414.51	5076.95	5828.10
2	14		156"(3962mm)	TARX-54F6-L	S BNNN	4843.01	5613.48	5273.16	6043.63
2	16		162"(4115mm)	TARX-54G2-L	S BNNN	5022.66	5812.45	5469.37	6259.16
2	16		168"(4267mm)	TARX-54G8-L	S BNNN	5202.31	6011.42	5665.58	6474.69
2	16		174"(4420mm)	TARX-54H4-L	S BNNN	5381.96	6210.39	5861.79	6690.22
2	16		180"(4572mm)	TARX-54J0-L	S BNNN	5561.61	6409.36	6058.00	6905.75
3	16		186"(4724mm)	TARX-54J6-L	S BNNN	5663.41	6671.94	6176.36	7184.89
3	18		192"(4877mm)	TARX-54K2-L	S BNNN	5843.06	6870.91	6372.57	7400.42
3	18		198"(5029mm)	TARX-54K8-L	S BNNN	6022.71	7069.88	6568.78	7615.95
3	18		204"(5182mm)	TARX-54L4-L	S BNNN	6202.36	7268.85	6764.99	7831.48
3	18		210"(5334mm)	TARX-54M0-L	S BNNN	6382.01	7467.82	6961.20	8047.01
3	20		216"(5486mm)	TARX-54M6-L	S BNNN	6561.66	7666.79	7157.41	8262.54
3	20		222"(5639mm)	TARX-54N2-L	S BNNN	6741.31	7865.76	7353.62	8478.07
3	20		228"(5791mm)	TARX-54N8-L	S BNNN	6920.96	8064.73	7549.83	8693.60
3	20		234"(5944mm)	TARX-54P4-L	S BNNN	7100.61	8263.70	7746.04	8909.13
3	20		240"(6096mm)	TARX-54Q0-L	S BNNN	7280.26	8462.67	7942.25	9124.66
3	22		246"(6248mm)	TARX-54Q6-L	S BNNN	7459.91	8661.64	8138.46	9340.19
3	22		252"(6401mm)	TARX-54R2-L	S BNNN	7639.56	8860.61	8334.67	9555.72
3	22		258"(6553mm)	TARX-54R8-L	S BNNN	7819.21	9059.58	8530.88	9771.25
3	22		264"(6706mm)	TARX-54S4-L	S BNNN	7998.86	9258.55	8727.09	9986.78
3	24		270"(6858mm)	TARX-54T0-L	S BNNN	8178.51	9457.52	8923.30	10202.31
1	10	60"(1524mm)	96"(2438mm)	TARX-6096-L	S BNNN	\$ 2529.92	\$ 3089.52	\$ 2823.91	\$ 3383.51
1	10		102"(2591mm)	TARX-60A2-L	S BNNN	2692.80	3271.72	3005.19	3584.11
1	12		108"(2743mm)	TARX-60A8-L	S BNNN	2855.68	3453.92	3186.47	3784.71
1	12		114"(2896mm)	TARX-60B4-L	S BNNN	3018.56	3636.12	3367.75	3985.31
1	12		120"(3048mm)	TARX-60C0-L	S BNNN	3181.44	3818.32	3549.03	4185.91
2	12		126"(3200mm)	TARX-60C6-L	S BNNN	4387.63	5080.82	4773.62	5466.81
2	12		132"(3353mm)	TARX-60D2-L	S BNNN	4583.22	5295.73	4987.61	5700.12
2	14		138"(3505mm)	TARX-60D8-L	S BNNN	4778.81	5510.64	5201.60	5933.43
2	14		144"(3658mm)	TARX-60E4-L	S BNNN	4974.40	5725.55	5415.59	6166.74
2	14		150"(3810mm)	TARX-60F0-L	S BNNN	5169.99	5940.46	5629.58	6400.05
2	14		156"(3962mm)	TARX-60F6-L	S BNNN	5365.58	6155.37	5843.57	6633.36
2	16		162"(4115mm)	TARX-60G2-L	S BNNN	5561.17	6370.28	6057.56	6866.67
2	16		168"(4267mm)	TARX-60G8-L	S BNNN	5756.76	6585.19	6271.55	7099.98
2	16		174"(4420mm)	TARX-60H4-L	S BNNN	5952.35	6800.10	6485.54	7333.29
2	16		180"(4572mm)	TARX-60J0-L	S BNNN	6147.94	7015.01	6699.53	7566.60
3	16		186"(4724mm)	TARX-60J6-L	S BNNN	6171.49	7293.53	6741.48	7863.52
3	18		192"(4877mm)	TARX-60K2-L	S BNNN	6367.08	7508.44	6955.47	8096.83
3	18		198"(5029mm)	TARX-60K8-L	S BNNN	6562.67	7723.35	7169.46	8330.14
3	18		204"(5182mm)	TARX-60L4-L	S BNNN	6758.26	7938.26	7383.45	8563.45
3	18		210"(5334mm)	TARX-60M0-L	S BNNN	6953.85	8153.17	7597.44	8796.76
3	20		216"(5486mm)	TARX-60M6-L	S BNNN	7149.44	8368.08	7811.43	9030.07
3	20		222"(5639mm)	TARX-60N2-L	S BNNN	7345.03	8582.99	8025.42	9263.38
3	20		228"(5791mm)	TARX-60N8-L	S BNNN	7540.62	8797.90	8239.41	9496.69
3	20		234"(5944mm)	TARX-60P4-L	S BNNN	7736.21	9012.81	8453.40	9730.00
3	20		240"(6096mm)	TARX-60Q0-L	S BNNN	7931.80	9227.72	8667.39	9963.31
3	22		246"(6248mm)	TARX-60Q6-L	S BNNN	8127.39	9442.63	8881.38	10196.62
3	22		252"(6401mm)	TARX-60R2-L	S BNNN	8322.98	9657.54	9095.37	10429.93
3	22		258"(6553mm)	TARX-60R8-L	S BNNN	8518.57	9872.45	9309.36	10663.24
3	22		264"(6706mm)	TARX-60S4-L	S BNNN	8714.16	10087.36	9523.35	10896.55
3	24		270"(6858mm)	TARX-60T0-L	S BNNN	8909.75	10302.27	9737.34	1129.86

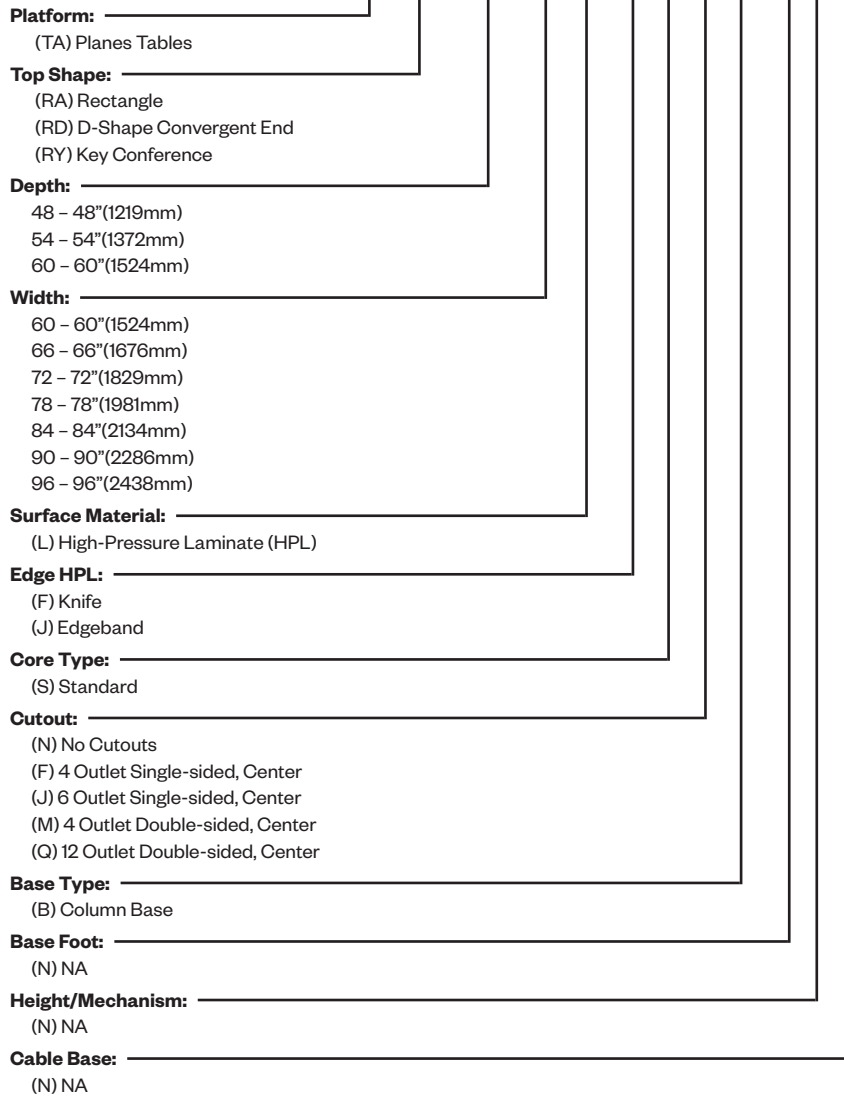
\*Recommended seating capacity based upon 27"(687mm) per chair.



# Planes Conference End Supported Top

## Catalog Logic

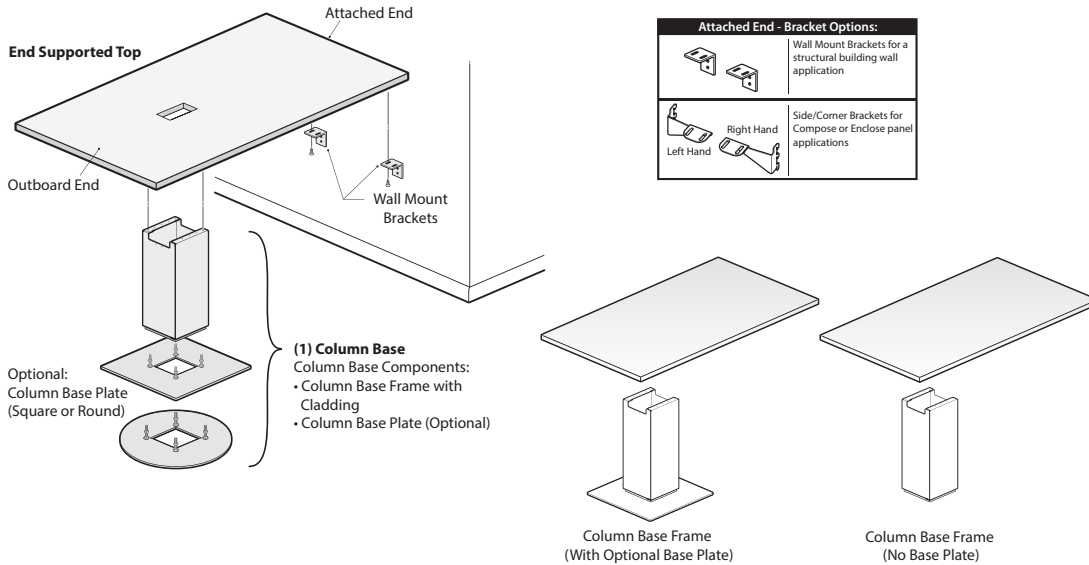
TA RY - 60 66 - L F S F B N N N



# Planes End Supported Top with Column Base

## Component Specification Overview

The outboard end of an End Supported Top requires a column base for floor support and the opposite end requires brackets for attachment to a structural wall, Compose or Enclose panel.



### End Supported Top

- Always a 1-piece top.
- Requires one column base for floor support and brackets for attachment to a structural building wall, Compose or Enclose panel.

**Floor Support: Column Base**

Each Column Base requires separately specified components: **Column Frame and Cladding. The Column Base Plate is optional.**

### Column Base Frames

- Column Base Frames are square and include cladding. Available in two widths: 9”(229mm) and 12”(305mm), and in three heights: 26”(660mm) for lounge height, 28”(711mm) for seated height, and 40”(1016mm) for standing height. Cladding shapes can be round or flat. Round Cladding is only available painted, while Flat Cladding can be High Pressure Laminate (HPL), or made of wood. Column Base Frame is available painted without cladding.
- The table top width and the number of pieces determine the quantity of column base frames needed. **Refer to Matrix-A for details.**
- The table top depth determines the column base frame size, either 9” (229mm) or 12” (305mm) square. **Refer to Matrix-B for details.**

### Column Base Plate - Optional

- **Column Base Plate is an optional component for an End Support Top.** (Note: Required for a Conference Table with Column Base)
- Round or Square Column Base Plates are available in four sizes: 21”(533mm), 24”(610mm), 27”(686mm) and 30”(762mm).
- The column base plate size is specific to the column frame size of 9”(229mm) or 12”(305mm); specify accordingly.
- The column frame width and the table top depth dictate the size of the column base plate. **Refer to Matrix-A for details.**

## MATRIX - A

Column Base Frame Quantity & J Channel Quantity and Size - Specification Matrix					
Table Depth	9”(229mm) x 9”(229mm) Column Base Frame		12”(305mm) x 12”(305mm) Column Base Frame		
	21”(533mm) Base Plate (Round or Square)	24”(610mm) Base Plate (Round or Square)	24”(610mm) Base Plate (Round or Square)	27”(686mm) Base Plate (Round or Square)	30”(762mm) Base Plate (Round or Square)
36”(914mm)	✓	✓	✓	✓	✓
42”(1067mm)		✓	✓	✓	✓
48”(1219mm)				✓	✓
54”(1372mm)				✓	✓
60”(1524mm)				✓	✓

# Planes End Supported Top with Column Base

## Component Specification Overview

### Attached End: Bracket Options

- The attached end of the End Supported Top requires separately specified attachment brackets for a structural building wall, Compose or Enclose panel.

**Specify the appropriate type of attachment bracket and quantity per End Supported Top application. See below for options:**

**Structural Building Wall Application**

- Specify the required quantity to accommodate the depth of the End Supported Top.

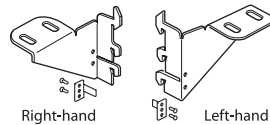
### Wall Mount Bracket

Bracket Quantity	
Depth of End Supported Top	Number of Brackets Required
36"(914mm)-42"(1067mm)	Quantity: (2)
48"(1219mm)-60"(1524mm)	Quantity: (3)

**Compose and/or Enclose Panel Application**

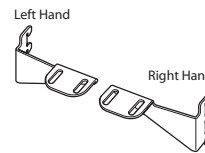
- Specify the appropriate side/corner bracket per worktop edge option. One left- and one right-hand bracket is required per Compose or Enclose panel for an attached End Supported Top.

For use with Edgeband trim:



Right-hand  
Left-hand  
Side/Corner Bracket

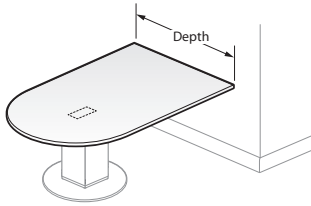
For use with Cascade, T-Mold and Knife edge trim options:



Left Hand  
Right Hand  
Side Bracket for use with Knife Edge

# Planes End Supported Top

## D-Shape Convergent (for use with Column Base)



TARD  
Class TA1

### Features

- Includes 1.18"(30mm) thick top.
- High-Pressure Laminate (HPL) top with knife edge or 3mm edgeband edges. Edgeband tops are 3mm on user edge and 1mm on end supported edge.
- **Requires separately specified Column Base for one end and support brackets for opposite end.**
- Optional power modules are separately specified.
- Depth and width shown in nominal dimensions.

### Specification Tips

- Each end of top requires separate support components:  
**One end of top requires separately specified components for Column Base:**
  - Column Base Frame
  - Optional Column Base Plate
- **Opposite End of top requires support brackets for attachment to the building wall or support brackets for Enclose or Compose.**
- Does not require J Channels.
- Cutouts are optional. If specified they are factory installed.
- Each cutout requires a separately specified Flip Top Unit Power Module or Flush Mount Power Module with Sliding Door (Accessories Price List).
- Separately specified Planes grommets are available for field installation.
- For separately specified required components refer to the **Component Specification Overview** located in the front of the price list; see Planes End Supported Tops (for use with Column Base).

### To Order, Specify:

1) Product number, including;

#### 1 Edge Options:

HPL:

- J Edgeband
- F Knife

#### 2 Cutout Options:

- N No Cutout
- F Center, Single-Sided/  
4 outlets (add **\$45.40** list)
- J Center, Single-Sided/  
6 outlets (add **\$45.40** list)
- M Center, Double-Sided/  
8 outlets (add **\$45.40** list)
- Q Center, Double-Sided/  
12 outlets (add **\$45.40** list)

2) Laminate surface color.

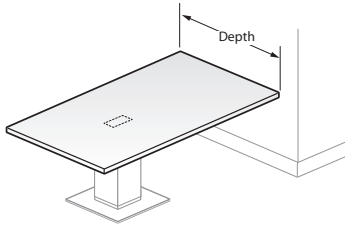
3) Edge trim color.

Depth	Width	Number	① ②		HPL			
					A	F	B	F
				J	F	J	F	
42"(1067mm)	48"(1219mm)	TARD-4248-L	S	BNNN	\$ 833.87	\$ 1180.95	\$ 940.18	\$ 1287.26
	54"(1372mm)	TARD-4254-L	S	BNNN	948.93	1315.33	1068.12	1434.52
	60"(1524mm)	TARD-4260-L	S	BNNN	1063.99	1449.71	1196.06	1581.78
	66"(1676mm)	TARD-4266-L	S	BNNN	1179.05	1584.09	1324.00	1729.04
	72"(1829mm)	TARD-4272-L	S	BNNN	1294.11	1718.47	1451.94	1876.30
48"(1219mm)	48"(1219mm)	TARD-4848-L	S	BNNN	\$ 964.87	\$ 1331.27	\$ 1085.90	\$ 1452.30
	54"(1372mm)	TARD-4854-L	S	BNNN	1095.87	1481.59	1231.62	1617.34
	60"(1524mm)	TARD-4860-L	S	BNNN	1226.87	1631.91	1377.34	1782.38
	66"(1676mm)	TARD-4866-L	S	BNNN	1357.87	1782.23	1523.06	1947.42
	72"(1829mm)	TARD-4872-L	S	BNNN	1488.87	1932.55	1668.78	2112.46
54"(1372mm)	54"(1372mm)	TARD-5454-L	S	BNNN	\$ 1242.81	\$ 1647.85	\$ 1395.12	\$ 1800.16
	60"(1524mm)	TARD-5460-L	S	BNNN	1389.75	1814.11	1558.62	1982.98
	66"(1676mm)	TARD-5466-L	S	BNNN	1536.69	1980.37	1722.12	2165.80
	72"(1829mm)	TARD-5472-L	S	BNNN	1683.63	2146.63	1885.62	2348.62
60"(1524mm)	60"(1524mm)	TARD-6060-L	S	BNNN	\$ 1552.63	\$ 1996.31	\$ 1739.90	\$ 2183.58
	66"(1676mm)	TARD-6066-L	S	BNNN	1715.51	2178.51	1921.18	2384.18
	72"(1829mm)	TARD-6072-L	S	BNNN	1878.39	2360.71	2102.46	2584.78
	78"(1981mm)	TARD-6078-L	S	BNNN	2041.27	2542.91	2283.74	2785.38
	84"(2134mm)	TARD-6084-L	S	BNNN	2204.15	2725.11	2465.02	2985.98

\*Recommended seating capacity based upon 27"(686mm) per chair.

# Planes End Supported Top

## Rectangular Conference End (for use with Column Base)



TARU  
Class TA1

### Features

- Includes 1.18" (30mm) thick top.
- High-Pressure Laminate (HPL) top with knife edge or 3mm edgeband edges. Edgeband tops are 3mm on user edge and 1mm on end supported edge.
- **Requires separately specified Column Base for one end and support brackets for opposite end.**
- Optional power modules are separately specified.
- Depth and width shown in nominal dimensions.

### Specification Tips

- Each end of top requires separate support components:  
**One end of top requires separately specified components for Column Base:**
  - Column Base
  - Optional Column Base Plate
- **Opposite End of top requires support brackets for attachment to the building wall or support brackets for Enclose or Compose.**
- Does not require J Channels.
- Cutouts are optional. If specified they are factory installed.
- Each cutout requires a separately specified Flip Top Unit Power Module or Flush Mount Power Module with Sliding Door (Accessories Price List).
- Separately specified Planes grommets are available for field installation.
- For separately specified required components refer to the **Component Specification Overview** located in the front of the price list; see Planes End Supported Tops (for use with Column Base).

### To Order, Specify:

1) Product number, including;

#### 1 Edge Options:

HPL:

- J** Edgeband
- F** Knife

#### 2 Cutout Options:

- N** No Cutout
- F** Center, Single-Sided/  
4 outlets (add **\$45.40** list)
- J** Center, Single-Sided/  
6 outlets (add **\$45.40** list)
- M** Center, Double-Sided/  
8 outlets (add **\$45.40** list)
- Q** Center, Double-Sided/  
12 outlets (add **\$45.40** list)

2) Laminate surface color.

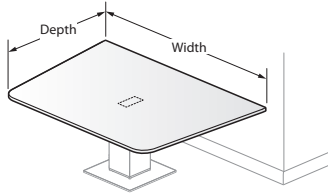
3) Edge trim color.

Legs	Width	Number	① ②	HPL			
				A J	F	B J F	
36"(914mm)	48"(1219mm)	TARU-3648-L	S BNNN	\$ 702.87	\$ 1030.63	\$ 794.46	\$ 1122.22
	54"(1372mm)	TARU-3654-L	S BNNN	801.99	1149.07	904.62	1251.70
	60"(1524mm)	TARU-3660-L	S BNNN	901.11	1267.51	1014.78	1381.18
	66"(1676mm)	TARU-3666-L	S BNNN	1000.23	1385.95	1124.94	1510.66
	72"(1829mm)	TARU-3672-L	S BNNN	1099.35	1504.39	1235.10	1640.14
42"(1067mm)	48"(1219mm)	TARU-4248-L	S BNNN	\$ 833.87	\$ 1180.95	\$ 940.18	\$ 1287.26
	54"(1372mm)	TARU-4254-L	S BNNN	948.93	1315.33	1068.12	1434.52
	60"(1524mm)	TARU-4260-L	S BNNN	1063.99	1449.71	1196.06	1581.78
	66"(1676mm)	TARU-4266-L	S BNNN	1179.05	1584.09	1324.00	1729.04
	72"(1829mm)	TARU-4272-L	S BNNN	1294.11	1718.47	1451.94	1876.30
48"(1219mm)	48"(1219mm)	TARU-4848-L	S BNNN	\$ 964.87	\$ 1331.27	\$ 1085.90	\$ 1452.30
	54"(1372mm)	TARU-4854-L	S BNNN	1095.87	1481.59	1231.62	1617.34
	60"(1524mm)	TARU-4860-L	S BNNN	1226.87	1631.91	1377.34	1782.38
	66"(1676mm)	TARU-4866-L	S BNNN	1357.87	1782.23	1523.06	1947.42
	72"(1829mm)	TARU-4872-L	S BNNN	1488.87	1932.55	1668.78	2112.46
54"(1372mm)	54"(1372mm)	TARU-5454-L	S BNNN	\$ 1242.81	\$ 1647.85	\$ 1395.12	\$ 1800.16
	60"(1524mm)	TARU-5460-L	S BNNN	1389.75	1814.11	1558.62	1982.98
	66"(1676mm)	TARU-5466-L	S BNNN	1536.69	1980.37	1722.12	2165.80
	72"(1829mm)	TARU-5472-L	S BNNN	1683.63	2146.63	1885.62	2348.62
60"(1524mm)	60"(1524mm)	TARU-6060-L	S BNNN	\$ 1552.63	\$ 1996.31	\$ 1739.90	\$ 2183.58
	66"(1676mm)	TARU-6066-L	S BNNN	1715.51	2178.51	1921.18	2384.18
	72"(1829mm)	TARU-6072-L	S BNNN	1878.39	2360.71	2102.46	2584.78
	78"(1981mm)	TARU-6078-L	S BNNN	2041.27	2542.91	2283.74	2785.38
	84"(2134mm)	TARU-6084-L	S BNNN	2204.15	2725.11	2465.02	2985.98

\*Recommended seating capacity based upon 27"(686mm) per chair.

# Planes End Supported Top

## Key Conference (for use with Column Base)



TARY  
Class TA1

### Features

- Includes 1.18" (30mm) thick top.
- High-Pressure Laminate (HPL) top with knife edge or 3mm edgeband edges. Edgeband tops are 3mm on user edge and 1mm on end supported edge.
- **Requires separately specified Column Base for one end and support brackets for opposite end.**
- Optional power modules are separately specified.
- Depth and width shown in nominal dimensions.

### Specification Tips

- Each end of top requires separate support components:  
**One end of top requires separately specified components for Column Base:**
  - Column Base
  - Optional Column Base Plate
- **Opposite End of top requires support brackets for attachment to the building wall or support brackets for Enclose or Compose.**
- Does not require J Channels.
- Cutouts are optional. If specified they are factory installed.
- Each cutout requires a separately specified Flip Top Unit Power Module or Flush Mount Power Module with Sliding Door (Accessories Price List).
- Separately specified Planes grommets are available for field installation.
- For separately specified required components refer to the **Component Specification Overview** located in the front of the price list; see Planes End Supported Tops (for use with Column Base).

### To Order, Specify:

1) Product number, including;

#### 1 Edge Options:

HPL:

- J** Edgeband
- F** Knife

#### 2 Cutout Options:

- N** No Cutout
- F** Center, Single-Sided/  
4 outlets (add **\$45.40** list)
- J** Center, Single-Sided/  
6 outlets (add **\$45.40** list)
- M** Center, Double-Sided/  
8 outlets (add **\$45.40** list)
- Q** Center, Double-Sided/  
12 outlets (add **\$45.40** list)

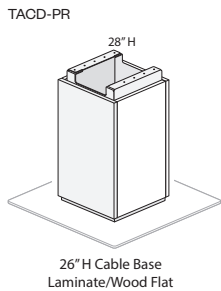
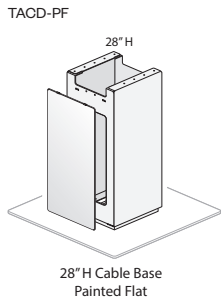
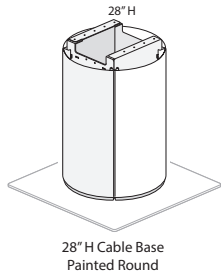
2) Laminate surface color.

3) Edge trim color.

Legs	Width	Number ① ②	HPL			
			A J	F	B J	F
42" (1067mm)	42" (1067mm)	TARY-4242-L S BNNN	\$ 718.81	\$ 1046.57	\$ 812.24	\$ 1140.00
	48" (1219mm)	TARY-4248-L S BNNN	833.87	1180.95	940.18	1287.26
	54" (1372mm)	TARY-4254-L S BNNN	948.93	1315.33	1068.12	1434.52
	60" (1524mm)	TARY-4260-L S BNNN	1063.99	1449.71	1196.06	1581.78
48" (1219mm)	48" (1219mm)	TARY-4848-L S BNNN	\$ 964.87	\$ 1331.27	\$ 1085.90	\$ 1452.30
	54" (1372mm)	TARY-4854-L S BNNN	1095.87	1481.59	1231.62	1617.34
	60" (1524mm)	TARY-4860-L S BNNN	1226.87	1631.91	1377.34	1782.38
	66" (1676mm)	TARY-4866-L S BNNN	1357.87	1782.23	1523.06	1947.42
	72" (1829mm)	TARY-4872-L S BNNN	1488.87	1932.55	1668.78	2112.46
54" (1372mm)	54" (1372mm)	TARY-5454-L S BNNN	\$ 1242.81	\$ 1647.85	\$ 1395.12	\$ 1800.16
	60" (1524mm)	TARY-5460-L S BNNN	1389.75	1814.11	1558.62	1982.98
	66" (1676mm)	TARY-5466-L S BNNN	1536.69	1980.37	1722.12	2165.80
	72" (1829mm)	TARY-5472-L S BNNN	1683.63	2146.63	1885.62	2348.62
60" (1524mm)	60" (1524mm)	TARY-6060-L S BNNN	\$ 1552.63	\$ 1996.31	\$ 1739.90	\$ 2183.58
	66" (1676mm)	TARY-6066-L S BNNN	1715.51	2178.51	1921.18	2384.18
	72" (1829mm)	TARY-6072-L S BNNN	1878.39	2360.71	2102.46	2584.78
	78" (1981mm)	TARY-6078-L S BNNN	2041.27	2542.91	2283.74	2785.38
	84" (2134mm)	TARY-6084-L S BNNN	2204.15	2725.11	2465.02	2985.98

\*Recommended seating capacity based upon 27" (686mm) per chair.

# Planes Conference Table Column Base Frame



TACD-LF  
TACD-WF  
Class TA1

### Features

- Includes:
  - Flat painted: One painted square column frame, painted access door, glides, light block and mounting hardware.
  - Round painted or flat laminate or wood: One black square column frame, a set of claddings, glides, light block and mounting hardware.
- Available in two widths, 9"(229mm) x 9"(229mm) or 12"(305mm) x 12"(305mm), and three heights, 26"(660mm), 28"(711mm) or 40"(1016mm).
- Glide adjustment is 0.5" (13mm).
- For use with Planes Conference Table Top and End Supported Top.
- The quantity and width of the column frame is dependent on the top size.
- Requires separately specified column base plate (Exception: base plate is optional for End Supported Top).

### Specification Tips

- Specify column base plate to match column frame width.
- For separately specified required components refer to the **Component Specification Overview** located in the front of the price list.

### To Order, Specify:

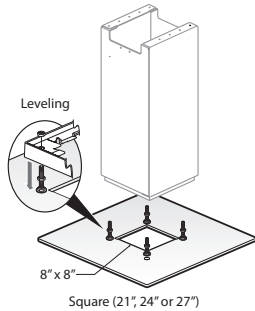
- Product number.
- Painted, laminate or wood surface color.
- Edgeband trim color (laminated only).

Surface Material	Shape	Height	Width	Number	Price
Painted - No Cladding	Flat	26"(660mm)	9"(229mm)	TACD-0900-PF3	\$ 2761.45
			12"(305mm)	TACD-1200-PF3	2838.21
		28"(711mm)	9"(229mm)	TACD-0900-PF4	2761.45
			12"(305mm)	TACD-1200-PF4	2838.21
			9"(229mm)	TACD-0900-PF7	2884.12
		40"(1016mm)	9"(229mm)	TACD-0900-PF7	2960.88
			12"(305mm)	TACD-1200-PF7	2960.88
Painted - Cladding	Round	26"(660mm)	9"(229mm)	TACD-0900-PR3	\$2822.85
			12"(305mm)	TACD-1200-PR3	2899.61
		28"(711mm)	9"(229mm)	TACD-0900-PR4	2822.85
			12"(305mm)	TACD-1200-PR4	2899.61
Laminate - Cladding	Flat	26"(660mm)	9"(229mm)	TACD-0900-LF3	\$2269.01
			12"(305mm)	TACD-1200-LF3	2302.52
		28"(711mm)	9"(229mm)	TACD-0900-LF4	2269.01
			12"(305mm)	TACD-1200-LF4	2302.52
			9"(229mm)	TACD-0900-LF7	2348.50
		40"(1016mm)	9"(229mm)	TACD-0900-LF7	2382.01
			12"(305mm)	TACD-1200-LF7	2382.01
Wood - Cladding	Flat	26"(660mm)	9"(229mm)	TACD-0900-WF3	\$2945.49
			12"(305mm)	TACD-1200-WF3	2991.54
		28"(711mm)	9"(229mm)	TACD-0900-WF4	2945.49
			12"(305mm)	TACD-1200-WF4	2991.54
		40"(1016mm)	9"(229mm)	TACD-0900-WF7	3037.50
			12"(305mm)	TACD-1200-WF7	3083.55

# Planes Conference Table Column Base Plate

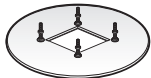
## Square and Round

### Square



TAPL-S

### Round



Round (21", 24" or 27" dia.)

TAPL-R  
Class TA1

#### Features

- Includes 0.38"(10mm) thick square or round column base plate with attached glides.
- A base plate with a 8"(203mm)x 8"(203mm) cutout accepts a 12"(305mm) column frame; base plate with a 6"(152mm) x 6"(152mm) cutout accepts a 9"(229mm) column frame.
- Column base plate attachment hardware is included with the column frame.
- The column base plate levels by adjusting the attachment hardware; 0.75"(19mm) adjustment range.
- Available in a painted finish.

#### Specification Tips

- Specify the appropriate column base plate size for use with a 9"(229mm) or 12"(305mm) column frame width.
- For use with separately specified column base frame.
- Column Base Plate is required for Planes Conference Table Top and is optional for End Supported Top.
- For separately specified required components refer to the **Component Specification Overview** located in the front of the price list.

#### To Order, Specify:

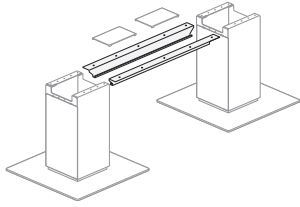
- 1) Product number:
- 2) Paint surface color.

Size	For use with Column Frame Width	Number	Paint	
			A	B
<b>Square</b>				
21"(533mm)	9"(229mm)	TAPL-2109-SA	\$ 805.38	\$ 822.24
24"(610mm)	9"(229mm)	TAPL-2409-SA	\$ 958.79	\$ 975.65
	12"(305mm)	TAPL-2412-SA	958.79	975.65
27"(686mm)	12"(305mm)	TAPL-2712-SA	\$ 1112.20	\$ 1129.06
<b>Round</b>				
21"(533mm)	9"(229mm)	TAPL-2109-RA	\$ 728.68	\$ 745.54
24"(610mm)	9"(229mm)	TAPL-2409-RA	\$ 882.09	\$ 898.95
	12"(305mm)	TAPL-2412-RA	882.09	898.95
27"(686mm)	12"(305mm)	TAPL-2712-RA	\$1035.50	\$1052.36
30"(762mm)	12"(305mm)	TAPL-3012-RA	\$1342.29	\$1359.15



# Planes Conference Table Column Base J-Channel

## J-Channel



TAJC  
Class TA1

### Features

- Includes one pair of J-Channels and mounting hardware.
- Provides wire management and support below the Conference Table Top.
- Attaches to the underside of the Conference Table Top with screws.
- The Conference Table Top width and the column frame size determines the J-Channel width.
- Field-installed.
- Available in black finish color only.

### Specification Tips

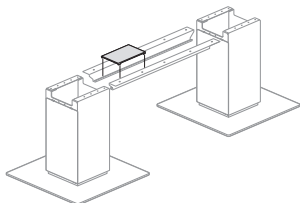
- J-Channels are required for Planes Conference Table Top.
- J-Channels are not required for Planes End Supported Tops.
- For separately specified required components refer to the **Component Specification Overview** located in the front of the price list.

### To Order, Specify:

- 1) Product number.  
(No finish specification required.)

Actual Width	Nominal Width	Number	Price
19.25"(489mm)	26"(660mm)	TAJC-2600	\$ 346.70
22.25"(565mm)	29"(737mm)	TAJC-2900	387.51
25.25"(641mm)	32"(813mm)	TAJC-3200	427.79
28.25"(718mm)	35"(889mm)	TAJC-3500	468.07
31.25"(794mm)	38"(965mm)	TAJC-3800	508.35
34.25"(870mm)	41"(1041mm)	TAJC-4100	548.63
37.25"(946mm)	44"(1118mm)	TAJC-4400	589.44
40.25"(1022mm)	47"(1194mm)	TAJC-4700	629.72
43.25"(1099mm)	50"(1270mm)	TAJC-5000	670.00
46.25"(1175mm)	53"(1346mm)	TAJC-5300	710.28
49.25"(1251mm)	56"(1422mm)	TAJC-5600	750.56
52.25"(1327mm)	59"(1499mm)	TAJC-5900	791.37
55.25"(1403mm)	62"(1575mm)	TAJC-6200	831.65
58.25"(1480mm)	65"(1651mm)	TAJC-6500	871.93
61.25"(1556mm)	68"(1727mm)	TAJC-6800	912.21
64.25"(1632mm)	71"(1803mm)	TAJC-7100	952.49
67.25"(1708mm)	74"(1880mm)	TAJC-7400	993.30
70.25"(1784mm)	77"(1956mm)	TAJC-7700	1033.58
73.25"(1861mm)	80"(2032mm)	TAJC-8000	1073.86
76.25"(1937mm)	83"(2108mm)	TAJC-8300	1114.14
79.25"(2013mm)	86"(2184mm)	TAJC-8600	1154.42
82.25"(2089mm)	89"(2261mm)	TAJC-8900	1195.23
85.25"(2165mm)	92"(2337mm)	TAJC-9200	1235.51
88.25"(2242mm)	95"(2413mm)	TAJC-9500	1275.79
91.25"(2318mm)	98"(2489mm)	TAJC-9800	1316.07
94.25"(2394mm)	100"(2540mm)	TAJC-A100	1356.35

## J-Channel Tray



TA01  
Class TA1

### Features

- Includes one J-Channel Tray.
- Provides additional wire management between columns; wires lay in J-Channels.
- Field-installed.
- Available in black finish color only.

### Specification Tips

- J-Channel Tray is an optional component.
- Specify the appropriate size for use with a 9"(229mm) or 12"(305mm)W column frame.

### To Order, Specify:

- 1) Product number.  
(No finish specification required.)

Width	Number	Price
9"(229mm)	TA01-JT09	\$18.79
12"(305mm)	TA01-JT12	18.79

# Planes Conference Table End Supported Top Bracket

## Wall Mount Bracket



ZUBW-0000-PN  
Class TA1

### Features

- Includes one wall mount bracket and attachment hardware to top.
- Screws/anchors for attachment to wall are field supplied.
- Supports one end of a Planes End Supported Top.
- Standard in black finish only.

### Specification Tips

- Supports the straight end of an End Supported Top in a wall mount application. Opposite end of top requires a column base.
- Number of brackets required is dependent on depth of the End Supported Top; see chart for quantity.
- Must be properly anchored to a structural wall.

### Wall Mount Bracket Requirement:

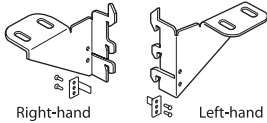
Width of End Supported Top	Number of Brackets Required
36"(914mm)-42"(1067mm)	Quantity: (2)
48"-60"	Quantity: (3)

### To Order, Specify:

- 1) Product number.  
(No finish specification required.)

Description	Number	Price
Single	ZUBW-0000-PN	\$38.18

## Side/Corner Bracket



ZZBA-0000-PR  
ZZBA-0000-PL  
Class TA1

### Features

- Includes one left- or right-hand bracket, mounting screws and dislodgement clip.
- Standard in charcoal finish.
- Installs into Compose or Enclose panel frame slots and attaches to top.
- For use with Edgeband trim only.

### Specification Tips

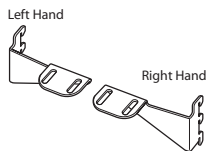
- Supports the straight end of an End Supported Top in a Compose or Enclose panel mount application. Opposite end of top requires a column base.
- A left- and right-hand bracket is required for one End Supported Top.

### To Order, Specify:

- 1) Product number.  
(No finish specification required.)

Description	Number	Price
Right-hand	ZZBA-0000-PR	\$30.94
Left-hand	ZZBA-0000-PL	\$30.94

## Side Bracket for use with Knife Edge



ZZBA-0000-PRF  
ZZBA-0000-PLF  
Class TA1

### Features

- Includes one left- or right-hand bracket, mounting screws and dislodgement clip.
- Installs into Compose or Enclose panel frame slots and attaches to top.
- For use with Knife Edge, Cascade and T-Mold trim options.

### Specification Tips

- Supports the straight end of an End Supported Top in a Compose or Enclose panel mount application. Opposite end of top requires a column base.
- A left- and right-hand bracket is required for one End Supported Top with Knife edge trim option, only.

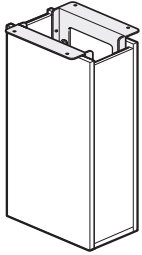
### To Order, Specify:

- 1) Product number.
  - 2) Trim color.
- Note:** \$24.64 upcharge list for Metallic and accent trim colors.

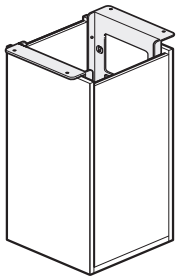
Description	Number	Price
Right-hand	ZZBA-0000-PRF	\$91.41
Left-hand	ZZBA-0000-PLF	\$91.41

# Planes Conference Table Accessories

## Cable Base



TA01-0814



TA01-1414  
Class TA1

### Features

- Includes 28"(711mm)H cable base and mounting hardware.
- High-Pressure Laminate (HPL) with 1mm edgeband.
- Provides internal cable management with removable panels for access.
- Standard in green core.
- Bracket is standard in charcoal.
- Includes 1"(25mm) adjustable glides.
- Ships assembled.

### Specification Tips

- Refer to Specification Guide for use guidelines.
- **Cable base not recommended for use with 30"(762mm)D tables, half round tables, polygon tables or Y-leg tables or 36"(914mm)D tables with (M) or (Q) flip top unit cutout options.**
- Specify 8"(203mm) x 14"(356mm) cable base for 36"(914mm)D tables.
- Specify 14"(356mm) x 14"(356mm) cable base for 42"(1067mm)D and deeper tables.
- One and two-piece table tops – one cable base.
- Three-piece table tops – two cable bases.
- Cable base cord access:
  - 1.5"(38mm) at top
  - adjustable side panels allow 1"(25mm) gap at bottom edges
  - 8"(203mm) depth base has a 3"(76mm)D cutout in bottom;
  - 14"(356mm) depth base has an 8"(203mm)D cutout in bottom

The following Planes products are separately specified:

- Horizontal wire management

### To Order, Specify:

- 1) Product number.
- 2) Laminate surface color.
- 3) Edge trim color.

Height	Depth	Width	Number	HPL	
				A	B
<b>Laminate</b>					
28"(711mm)	8"(203mm)	14"(356mm)	TA01-0814-L	\$898.43	\$ 970.49
	14"(356mm)	14"(356mm)	TA01-1414-L	957.02	1034.12

## Cable Column



TA01-0217  
Class TA1

### Features

- Cable Column offers a wire management option for conference tables when the Cable Base Option cannot be used.
- Includes one Cable Column with mounting hardware for attaching to underside of table.
- Hardware for attaching Cable Column to floor is field supplied.
- Ships unassembled.

### Specification Tips

- Cable Column attaches to underside of table, extends to the floor where it is also attached.
- Cable Column is not load bearing and does not replace table leg(s).
- Cable Column can be installed anywhere under a conference table unless it would interfere with table legs, Horizontal Wire Manager or Flip Top Power/Data Units.
- The Cable Column can be used with the Horizontal Wire Manager for cable management.

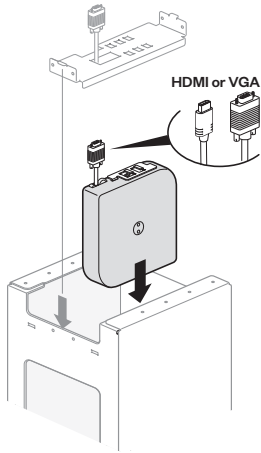
### To Order, Specify:

- 1) Product number.
- 2) Trim color.

Height	Depth	Width	Number	Price
28"(711mm)	2"(51mm)	4.5"(114mm)	TA01-0217	\$341.67

# Planes Conference Table Electrical Accessories

## Cable Reel



TA01-CR48  
Class TA1

### Features

- Includes cable reel with spring loaded retractor mechanism with one cable which can extend 48”(1219mm).
- Cable Reel available with one VGA or one HDMI cable.
- VGA Cable Reel has female VGA connector on housing for connection of VGA patch cable.
- HDMI Cable Reel has female HDMI connector on housing for connection of HDMI patch cable.
- VGA or HDMI patch cable typically routes to TV Monitor.
- VGA cable conveys video only - no audio content.
- Black only.

### Specification Tips

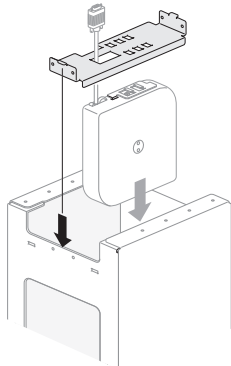
- For use with cable reel bracket, column frame and power modules equipped with cable bay(s), seated, standing or lounge height column frame.
- Separately specify cable reel bracket.
- Cable reels compatible with the following power modules specified with cable bay(s):
  - flip top power module
  - flush mount power module

### To Order, Specify:

- 1) Product number.  
(No finish specification required.)

Description	Extension Length	Number	Price
60”(1524mm) HDMI	48”(1219mm)	TA01-CR48-H	\$1128.65
60”(1524mm) VGA	48”(1219mm)	TA01-CR48-V	1128.65

## Cable Reel Bracket



TA01-CRBK  
Class TA1

### Features

- Includes bracket and mounting hardware to mount cable reels to column frame.
- 9”(229mm) cable reel bracket for use with 9”(229mm) column frame and allows mounting of up to two cable reels.
- 12”(305mm) cable reel bracket for use with 12”(305mm) column frame and allows mounting of up to four cable reels.
- Available in black only.

### Specification Tips

- For use with 9”(229mm) or 12”(305mm) base frames, seated, standing or lounge heights.
- Specify VGA or HDMI cable reels separately.
- Specify column frame, cladding, power module and table separately.

### To Order, Specify:

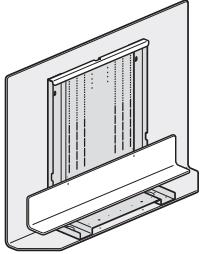
- 1) Product number.  
(No finish specification required.)

Description	Number	Price
9”(229mm)	TA01-CRBK-P09	\$75.24
12”(305mm)	TA01-CRBK-P12	75.24

# Planes Conference Table Electrical Components

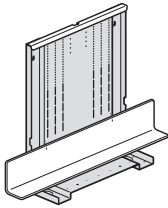
## Belong View

### Table Mount With Shroud



EWVT-SASD-P

### Without Shroud



EWVT-SAND-P

Class YA

#### Features

- Includes:
  - With Shroud: shroud, black monitor mounting bracket with front trim and attachment hardware.
  - Without Shroud: monitor mounting bracket with front trim and attachment hardware.
- Front trim is 6"(152mm)H x 4"(102mm)D
- Table Mount extends below horizontal top:
  - with shroud:
  - without shroud: 1.25"(32mm)

#### Specification Tips

- Refer to Fixed Heights Tables Price List Specification Guide for minimum table sizes and appropriate monitor size(s).
- Not for use with Cultivate 2"(51mm) Thick Tops.
- Field installation required.
- LED monitors are highly recommended with 70 pounds maximum weight.
- Table Mount accommodates monitors with VESA® mounting patterns in a central location: 200mm x 200mm - 400mm x 400mm.
- For Table Mount without Shroud; recommend placing against a wall as monitor mounting bracket is exposed.
- Separately specified if applicable:
  - Wire management

#### To Order, Specify:

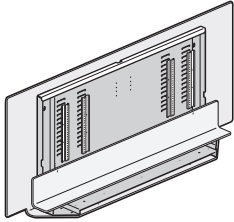
- 1) Product number.
- 2) Trim color for shroud and front trim.

Monitor Size (diagonal)	Height	Depth	Width	Front Trim Width	Number	Trim A	B
<b>With Shroud</b>							
40"(1016mm)/42"(1067mm)	31.5"(800mm)	8.44"(214mm)	41"(1041mm)	33"(838mm)	EWVT-SASD-P	\$2984.69	\$3074.29
46"(1168mm)/47"(1194mm)	34.06"(865mm)	8.44"(214mm)	46"(1168mm)	38"(965mm)	EWVT-SBSD-P	3280.36	3369.96
52"(1321mm)/55"(1397mm)	38.25"(972mm)	8.44"(214mm)	53"(1346mm)	45"(1143mm)	EWVT-SCSD-P	3737.29	3826.89
<b>Without Shroud</b>							
40"(1016mm)/42"(1067mm)	27.31"(694mm)	8.25"(210mm)	24.375"(619mm)	33"(838mm)	EWVT-SAND-P	\$ 1388.76	\$ 1478.36
46"(1168mm)/47"(1194mm)	29.375"(746mm)	8.25"(210mm)	24.375"(619mm)	38"(965mm)	EWVT-SBND-P	1612.76	1702.36
52"(1321mm)/55"(1397mm)	33.06"(840mm)	8.25"(210mm)	28.375"(721mm)	45"(1143mm)	EWVT-SCND-P	2060.74	2150.34

# Planes Conference Table Electrical Components

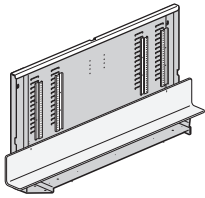
## Belong View

### Table Mount With Shroud Dual Monitor



EWVT-DCSD-P

### Without Shroud



EWVT-DCND-P  
Class YA

#### Features

- Includes:
  - With Shroud: shroud, black monitor mounting bracket with front trim and attachment hardware.
  - Without Shroud: black monitor mounting bracket with front trim and attachment hardware.
- Front trim is 6"(152mm)H x 4"(102mm)D X 52.5"(1334mm)W
- Table Mount extends below horizontal top:
  - with shroud: 1.44"(37mm)

#### Specification Tips

- Refer to Fixed Heights Tables Price List Specification Guide for minimum table sizes and appropriate monitor size(s).
- Not for use with Cultivate 2"(51mm) Thick Tops.
- Field installation required.
- LED monitors are highly recommended with 35 pounds maximum weight per monitor.
- Table Mount accommodates monitors with VESA® mounting patterns in a central location: 100mm x 100mm - 300mm x 300mm.
- For Table Mount without Shroud; recommend placing against a wall as monitor mounting bracket is exposed.
- Separately specified if applicable:
  - Wire management

#### To Order, Specify:

- 1) Product number.
- 2) Trim color for shroud and front trim.

Monitor Size (diagonal)	Height	Depth	Width	Front Trim Width	Number	Trim A	B
<b>With Shroud</b>							
32"(813mm) x 2"(51mm)	27.5"(699mm)	8.44"(214mm)	64"(1626mm)	52.5"(1334mm)	EWVT-DCSD-P	\$ 4124.40	\$ 4214.00
<b>Without Shroud</b>							
32"(813mm) x 2"(51mm)	24.75"(629mm)	8.25"(210mm)	46"(1168mm)	52.5"(1334mm)	EWVT-DCND-P	\$2472.92	\$2562.52

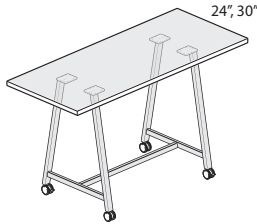
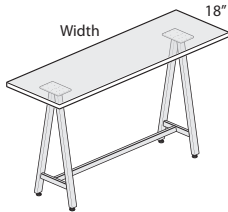
# PopUp Table

## Catalog Logic

TA RA - 48 CO - L F S Q B N N N

<b>Platform:</b> _____ (TP) PopUp														
<b>Shape:</b> _____ (RA) Rectangle (RP) Oval (RT) Racetrack														
<b>Depth:</b> _____ 18 - 18"(457mm) 24 - 24"(610mm) 30 - 30"(762mm)														
<b>Width:</b> _____ 48 - 48"(1219mm) 54 - 54"(1372mm) 60 - 60"(1524mm) 66 - 66"(1676mm) 72 - 72"(1829mm)														
<b>Surface Material:</b> _____ (L) High-Pressure Laminate (HPL) (W) Wood														
<b>Edge:</b> _____ Laminmate: Wood: (J) Edgeband (K) Edgeband (F) Knife (U) Knife														
<b>Core Material:</b> _____ (S) Standard														
<b>Cutout:</b> _____ (N) None														
<b>Leg Type:</b> _____ (A) Angled Leg														
<b>Base Foot:</b> _____ (C) Caster (G) Glide														
<b>Height:</b> _____ 4 - 29"(737mm) 6 - 36"(914mm) 7 - 41"(1041mm)														
<b>Foot Rail:</b> _____ (F) Foot Rail (N) No Foot Rail														

# PopUp Table Rectangle



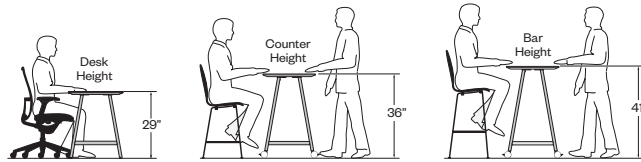
TPRA-SNA  
Class CL

### Features

- Includes 1.18"(30mm) thick standard top, legs and hardware.
- High-Pressure Laminate (HPL) top with knife edge or 3mm edgeband edges or wood veneer top with 3mm wood edgeband or knife edge.
- Fixed table heights are 29"(737mm), 36"(914mm) and 41"(1041mm).
- Casters (two locking/two non-locking) are available with: Light platinum or fog hub with graphite tread, or black hub with black tread.
- Glides available in black only and provide 0.5"(13mm) adjustment.
- Casters and glides are not interchangeable.
- Leg and foot rail can be the same or different trim colors.
- Ships unassembled.

### Specification Tips

- When (N) No Foot Rail is specified for 29"(737mm)H tables the leg trim color will be applied to the horizontal leg rails.
- Not for use with screens, modesty, AKP, monitor arms or suspended pedestal.
- Separately specified, as needed:
  - Power modules
  - Vertical Wire Channel (TPVW)
  - Accent Plate (TPAP)
  - Bag Hook (KUWH)



### To Order, Specify:

1) Product number, including:

**1 Surface Option:**

- L** Laminate
- W** Wood

**2 Edge Option:**

Laminate:

- J** Edgeband
- F** Knife

Wood:

- K** Edgeband
- U** Knife

**3 Base Foot:**

- C** Casters (add **\$97.23** list)
- G** Glides

**4 Foot Rail (29"(737mm) only):**

- N** No Foot Rail
- F** Foot Rail (add **\$150** list)

2) Laminate surface color or wood finish color.

3) Edgeband trim color (laminated only).

4) Leg trim color.

5) Foot rail color.

6) Caster color (if applicable).

**Note:** Foot rail: **\$14.18** upcharge list for Metallic and Accent trim colors.

Legs: **\$42.54** upcharge list for Metallic and Accent trim colors.



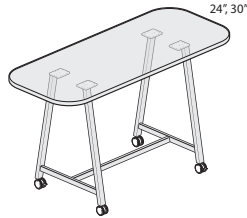
# PopUp Table

## Rectangle

Height	Depth	Width	Number	① ②	③ ④	HPL				Wood				
						A	F	B	F	A	U	B	U	
						J	F	J	F	K	U	K	U	
29"(737mm)	18"(457mm)	48"(1219mm)	TPRA-1848-	■	SNA	4	\$ 1492.82	\$ 1841.64	\$ 1634.06	\$ 1982.88	\$ 1912.51	\$ 2336.39	\$ 1997.75	\$ 2421.63
		54"(1372mm)	TPRA-1854-	■	SNA	4	1529.48	1918.02	1673.06	2061.60	1970.44	2423.36	2064.74	2517.66
		60"(1524mm)	TPRA-1860-	■	SNA	4	1566.14	1994.40	1712.06	2140.32	2028.37	2510.33	2131.73	2613.69
		66"(1676mm)	TPRA-1866-	■	SNA	4	1602.80	2070.78	1751.06	2219.04	2086.30	2597.30	2198.72	2709.72
		72"(1829mm)	TPRA-1872-	■	SNA	4	1639.46	2147.16	1790.06	2297.76	2144.23	2684.27	2265.71	2805.75
24"(610mm)	48"(1219mm)	TPRA-2448-	■	SNA	4	\$ 1574.54	\$ 1948.56	\$ 1722.02	\$ 2096.04	\$ 2050.95	\$ 2492.59	\$ 2160.35	\$ 2601.99	
		54"(1372mm)	TPRA-2454-	■	SNA	4	1620.98	2034.72	1771.58	2185.32	2125.75	2596.43	2247.23	2717.91
		60"(1524mm)	TPRA-2460-	■	SNA	4	1667.42	2120.88	1821.14	2274.60	2200.55	2700.27	2334.11	2833.83
		66"(1676mm)	TPRA-2466-	■	SNA	4	1713.86	2207.04	1870.70	2363.88	2275.35	2804.11	2420.99	2949.75
		72"(1829mm)	TPRA-2472-	■	SNA	4	1760.30	2293.20	1920.26	2453.16	2350.15	2907.95	2507.87	3065.67
30"(762mm)	48"(1219mm)	TPRA-3048-	■	SNA	4	\$ 1656.26	\$ 2055.48	\$ 1809.98	\$ 2209.20	\$ 2189.39	\$ 2648.79	\$ 2322.95	\$ 2782.35	
		54"(1372mm)	TPRA-3054-	■	SNA	4	1712.48	2151.42	1870.10	2309.04	2281.06	2769.50	2429.72	2918.16
		60"(1524mm)	TPRA-3060-	■	SNA	4	1768.70	2247.36	1930.22	2408.88	2372.73	2890.21	2536.49	3053.97
		66"(1676mm)	TPRA-3066-	■	SNA	4	1824.92	2343.30	1990.34	2508.72	2464.40	3010.92	2643.26	3189.78
		72"(1829mm)	TPRA-3072-	■	SNA	4	1881.14	2439.24	2050.46	2608.56	2556.07	3131.63	2750.03	3325.59
36"(914mm)	18"(457mm)	48"(1219mm)	TPRA-1848-	■	SNA	6F	\$ 1699.94	\$ 2048.76	\$ 1841.18	\$ 2190.00	\$ 2119.63	\$ 2543.51	\$ 2204.87	\$ 2628.75
		54"(1372mm)	TPRA-1854-	■	SNA	6F	1736.60	2125.14	1880.18	2268.72	2177.56	2630.48	2271.86	2724.78
		60"(1524mm)	TPRA-1860-	■	SNA	6F	1773.26	2201.52	1919.18	2347.44	2235.49	2717.45	2338.85	2820.81
		66"(1676mm)	TPRA-1866-	■	SNA	6F	1809.92	2277.90	1958.18	2426.16	2293.42	2804.42	2405.84	2916.84
		72"(1829mm)	TPRA-1872-	■	SNA	6F	1846.58	2354.28	1997.18	2504.88	2351.35	2891.39	2472.83	3012.87
24"(610mm)	48"(1219mm)	TPRA-2448-	■	SNA	6F	\$ 1781.66	\$ 2155.68	\$ 1929.14	\$ 2303.16	\$ 2258.07	\$ 2699.71	\$ 2367.47	\$ 2809.11	
		54"(1372mm)	TPRA-2454-	■	SNA	6F	1828.10	2241.84	1978.70	2392.44	2332.87	2803.55	2454.35	2925.03
		60"(1524mm)	TPRA-2460-	■	SNA	6F	1874.54	2328.00	2028.26	2481.72	2407.67	2907.39	2541.23	3040.95
		66"(1676mm)	TPRA-2466-	■	SNA	6F	1920.98	2414.16	2077.82	2571.00	2482.47	3011.23	2628.11	3156.87
		72"(1829mm)	TPRA-2472-	■	SNA	6F	1967.42	2500.32	2127.38	2660.28	2557.27	3115.07	2714.99	3272.79
30"(762mm)	48"(1219mm)	TPRA-3048-	■	SNA	6F	\$ 1863.38	\$ 2262.60	\$ 2017.10	\$ 2416.32	\$ 2396.51	\$ 2855.91	\$ 2530.07	\$ 2989.47	
		54"(1372mm)	TPRA-3054-	■	SNA	6F	1919.60	2358.54	2077.22	2516.16	2488.18	2976.62	2636.84	3125.28
		60"(1524mm)	TPRA-3060-	■	SNA	6F	1975.82	2454.48	2137.34	2616.00	2579.85	3097.33	2743.61	3261.09
		66"(1676mm)	TPRA-3066-	■	SNA	6F	2032.04	2550.42	2197.46	2715.84	2671.52	3218.04	2850.38	3396.90
		72"(1829mm)	TPRA-3072-	■	SNA	6F	2088.26	2646.36	2257.58	2815.68	2763.19	3338.75	2957.15	3532.71
41"(1041mm)	18"(457mm)	48"(1219mm)	TPRA-1848-	■	SNA	7F	\$ 1740.74	\$ 2089.56	\$ 1881.98	\$ 2230.80	\$ 2160.43	\$ 2584.31	\$ 2245.67	\$ 2669.55
		54"(1372mm)	TPRA-1854-	■	SNA	7F	1777.40	2165.94	1920.98	2309.52	2218.36	2671.28	2312.66	2765.58
		60"(1524mm)	TPRA-1860-	■	SNA	7F	1814.06	2242.32	1959.98	2388.24	2276.29	2758.25	2379.65	2861.61
		66"(1676mm)	TPRA-1866-	■	SNA	7F	1850.72	2318.70	1998.98	2466.96	2334.22	2845.22	2446.64	2957.64
		72"(1829mm)	TPRA-1872-	■	SNA	7F	1887.38	2395.08	2037.98	2545.68	2392.15	2932.19	2513.63	3053.67
24"(610mm)	48"(1219mm)	TPRA-2448-	■	SNA	7F	\$ 1822.46	\$ 2196.48	\$ 1969.94	\$ 2343.96	\$ 2298.87	\$ 2740.51	\$ 2408.27	\$ 2849.91	
		54"(1372mm)	TPRA-2454-	■	SNA	7F	1868.90	2282.64	2019.50	2433.24	2373.67	2844.35	2495.15	2965.83
		60"(1524mm)	TPRA-2460-	■	SNA	7F	1915.34	2368.80	2069.06	2522.52	2448.47	2948.19	2582.03	3081.75
		66"(1676mm)	TPRA-2466-	■	SNA	7F	1961.78	2454.96	2118.62	2611.80	2523.27	3052.03	2668.91	3197.67
		72"(1829mm)	TPRA-2472-	■	SNA	7F	2008.22	2541.12	2168.18	2701.08	2598.07	3155.87	2755.79	3313.59
30"(762mm)	48"(1219mm)	TPRA-3048-	■	SNA	7F	\$ 1904.18	\$ 2303.40	\$ 2057.90	\$ 2457.12	\$ 2437.31	\$ 2896.71	\$ 2570.87	\$ 3030.27	
		54"(1372mm)	TPRA-3054-	■	SNA	7F	1960.40	2399.34	2118.02	2556.96	2528.98	3017.42	2677.64	3166.08
		60"(1524mm)	TPRA-3060-	■	SNA	7F	2016.62	2495.28	2178.14	2656.80	2620.65	3138.13	2784.41	3301.89
		66"(1676mm)	TPRA-3066-	■	SNA	7F	2072.84	2591.22	2238.26	2756.64	2712.32	3258.84	2891.18	3437.70
		72"(1829mm)	TPRA-3072-	■	SNA	7F	2129.06	2687.16	2298.38	2856.48	2803.99	3379.55	2997.95	3573.51

# PopUp Table

## Oval (Rectangular Radius Corner)



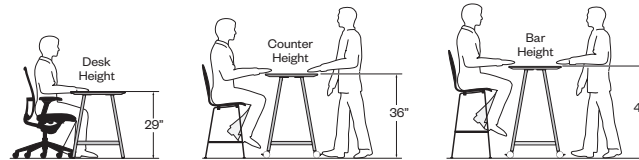
TPRP-SNA  
Class CL

### Features

- Includes 1.18"(30mm) thick standard top, legs and hardware.
- High-Pressure Laminate (HPL) top with knife edge or 3mm edgeband edges or wood veneer top with 3mm wood edgeband or knife edge.
- Fixed table heights are 29"(737mm), 36"(914mm) and 41"(1041mm).
- Casters (two locking/two non-locking) are available with: Light platinum or fog hub with black tread, or black hub with black tread.
- Glides available in black only and provide 0.5"(13mm) adjustment.
- Casters and glides are not interchangeable.
- Leg and foot rail can be the same or different trim colors.
- Ships unassembled.

### Specification Tips

- When (N) No Foot Rail is specified for 29"(737mm)H tables the leg trim color will be applied to the horizontal leg rails.
- Not for use with screens, modesty, AKP, monitor arms or suspended pedestal.
- Separately specified, as needed:
  - Power modules
  - Vertical Wire Channel (TPVW)
  - Accent Plate (TPAP)
  - Bag Hook (KUWH)



### To Order, Specify:

1) Product number, including:

**1 Surface Option:**

- L** Laminate
- W** Wood

**2 Edge Option:**

- Laminate:
- J** Edgeband
  - F** Knife

- Wood:
- K** Edgeband
  - U** Knife

**3 Base Foot:**

- C** Casters (add **\$97.23** list)
- G** Glides

**4 Foot Rail (29"(737mm) only):**

- N** No Foot Rail
- F** Foot Rail (add **\$150** list)

2) Laminate surface color or wood finish color.

3) Edgeband trim color (laminated only).

4) Leg trim color.

5) Foot rail color.

6) Caster color (if applicable).

**Note:** Foot rail: **\$14.18** upcharge list for Metallic and Accent trim colors.

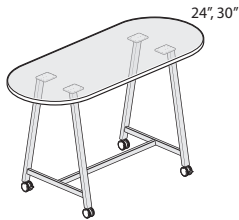
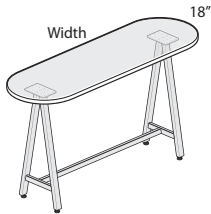
Legs: **\$42.54** upcharge list for Metallic and Accent trim colors.

# PopUp Table

## Oval (Rectangular Radius Corner)

Height	Depth	Width	Number	① ②	③ ④	HPL				Wood			
						A	F	B	F	A	U	B	U
						J	F	J	F	K	U	K	U
29"(737mm)	18"(457mm)	48"(1219mm)	TPRP-1848-	SNA	4	\$ 1666.75	\$ 2015.57	\$ 1807.99	\$ 2156.81	\$2086.44	\$ 2510.32	\$ 2171.68	\$2595.56
		54"(1372mm)	TPRP-1854-	SNA	4	1703.41	2091.95	1846.99	2235.53	2144.37	2597.29	2238.67	2691.59
		60"(1524mm)	TPRP-1860-	SNA	4	1740.07	2168.33	1885.99	2314.25	2202.30	2684.26	2305.66	2787.62
		66"(1676mm)	TPRP-1866-	SNA	4	1776.73	2244.71	1924.99	2392.97	2260.23	2771.23	2372.65	2883.65
		72"(1829mm)	TPRP-1872-	SNA	4	1813.39	2321.09	1963.99	2471.69	2318.16	2858.20	2439.64	2979.68
24"(610mm)	48"(1219mm)	TPRP-2448-	SNA	4	\$ 1748.47	\$ 2122.49	\$ 1895.95	\$ 2269.97	\$2224.88	\$2666.52	\$2334.28	\$ 2775.92	
		54"(1372mm)	TPRP-2454-	SNA	4	1794.91	2208.65	1945.51	2359.25	2299.68	2770.36	2421.16	2891.84
		60"(1524mm)	TPRP-2460-	SNA	4	1841.35	2294.81	1995.07	2448.53	2374.48	2874.20	2508.04	3007.76
		66"(1676mm)	TPRP-2466-	SNA	4	1887.79	2380.97	2044.63	2537.81	2449.28	2978.04	2594.92	3123.68
		72"(1829mm)	TPRP-2472-	SNA	4	1934.23	2467.13	2094.19	2627.09	2524.08	3081.88	2681.80	3239.60
30"(762mm)	48"(1219mm)	TPRP-3048-	SNA	4	\$ 1830.19	\$ 2229.41	\$ 1983.91	\$ 2383.13	\$2363.32	\$2822.72	\$2496.88	\$2956.28	
		54"(1372mm)	TPRP-3054-	SNA	4	1886.41	2325.35	2044.03	2482.97	2454.99	2943.43	2603.65	3092.09
		60"(1524mm)	TPRP-3060-	SNA	4	1942.63	2421.29	2104.15	2582.81	2546.66	3064.14	2710.42	3227.90
		66"(1676mm)	TPRP-3066-	SNA	4	1998.85	2517.23	2164.27	2682.65	2638.33	3184.85	2817.19	3363.71
		72"(1829mm)	TPRP-3072-	SNA	4	2055.07	2613.17	2224.39	2782.49	2730.00	3305.56	2923.96	3499.52
36"(914mm)	18"(457mm)	48"(1219mm)	TPRP-1848-	SNA	6F	\$ 1873.87	\$2222.69	\$ 2015.11	\$ 2363.93	\$2293.56	\$ 2717.44	\$ 2378.80	\$2802.68
		54"(1372mm)	TPRP-1854-	SNA	6F	1910.53	2299.07	2054.11	2442.65	2351.49	2804.41	2445.79	2898.71
		60"(1524mm)	TPRP-1860-	SNA	6F	1947.19	2375.45	2093.11	2521.37	2409.42	2891.38	2512.78	2994.74
		66"(1676mm)	TPRP-1866-	SNA	6F	1983.85	2451.83	2132.11	2600.09	2467.35	2978.35	2579.77	3090.77
		72"(1829mm)	TPRP-1872-	SNA	6F	2020.51	2528.21	2171.11	2678.81	2525.28	3065.32	2646.76	3186.80
24"(610mm)	48"(1219mm)	TPRP-2448-	SNA	6F	\$ 1955.59	\$2329.61	\$ 2103.07	\$ 2477.09	\$2432.00	\$2873.64	\$ 2541.40	\$2983.04	
		54"(1372mm)	TPRP-2454-	SNA	6F	2002.03	2415.77	2152.63	2566.37	2506.80	2977.48	2628.28	3098.96
		60"(1524mm)	TPRP-2460-	SNA	6F	2048.47	2501.93	2202.19	2655.65	2581.60	3081.32	2715.16	3214.88
		66"(1676mm)	TPRP-2466-	SNA	6F	2094.91	2588.09	2251.75	2744.93	2656.40	3185.16	2802.04	3330.80
		72"(1829mm)	TPRP-2472-	SNA	6F	2141.35	2674.25	2301.31	2834.21	2731.20	3289.00	2888.92	3446.72
30"(762mm)	48"(1219mm)	TPRP-3048-	SNA	6F	\$ 2037.31	\$2436.53	\$ 2191.03	\$2590.25	\$2570.44	\$3029.84	\$2704.00	\$ 3163.40	
		54"(1372mm)	TPRP-3054-	SNA	6F	2093.53	2532.47	2251.15	2690.09	2662.11	3150.55	2810.77	3299.21
		60"(1524mm)	TPRP-3060-	SNA	6F	2149.75	2628.41	2311.27	2789.93	2753.78	3271.26	2917.54	3435.02
		66"(1676mm)	TPRP-3066-	SNA	6F	2205.97	2724.35	2371.39	2889.77	2845.45	3391.97	3024.31	3570.83
		72"(1829mm)	TPRP-3072-	SNA	6F	2262.19	2820.29	2431.51	2989.61	2937.12	3512.68	3131.08	3706.64
41"(1041mm)	18"(457mm)	48"(1219mm)	TPRP-1848-	SNA	7F	\$ 1914.67	\$2263.49	\$2055.91	\$2404.73	\$2334.36	\$2758.24	\$ 2419.60	\$2843.48
		54"(1372mm)	TPRP-1854-	SNA	7F	1951.33	2339.87	2094.91	2483.45	2392.29	2845.21	2486.59	2939.51
		60"(1524mm)	TPRP-1860-	SNA	7F	1987.99	2416.25	2133.91	2562.17	2450.22	2932.18	2553.58	3035.54
		66"(1676mm)	TPRP-1866-	SNA	7F	2024.65	2492.63	2172.91	2640.89	2508.15	3019.15	2620.57	3131.57
		72"(1829mm)	TPRP-1872-	SNA	7F	2061.31	2569.01	2211.91	2719.61	2566.08	3106.12	2687.56	3227.60
24"(610mm)	48"(1219mm)	TPRP-2448-	SNA	7F	\$ 1996.39	\$2370.41	\$ 2143.87	\$ 2517.89	\$2472.80	\$ 2914.44	\$2582.20	\$3023.84	
		54"(1372mm)	TPRP-2454-	SNA	7F	2042.83	2456.57	2193.43	2607.17	2547.60	3018.28	2669.08	3139.76
		60"(1524mm)	TPRP-2460-	SNA	7F	2089.27	2542.73	2242.99	2696.45	2622.40	3122.12	2755.96	3255.68
		66"(1676mm)	TPRP-2466-	SNA	7F	2135.71	2628.89	2292.55	2785.73	2697.20	3225.96	2842.84	3371.60
		72"(1829mm)	TPRP-2472-	SNA	7F	2182.15	2715.05	2342.11	2875.01	2772.00	3329.80	2929.72	3487.52
30"(762mm)	48"(1219mm)	TPRP-3048-	SNA	7F	\$ 2078.11	\$ 2477.33	\$ 2231.83	\$ 2631.05	\$ 2611.24	\$3070.64	\$2744.80	\$3204.20	
		54"(1372mm)	TPRP-3054-	SNA	7F	2134.33	2573.27	2291.95	2730.89	2702.91	3191.35	2851.57	3340.01
		60"(1524mm)	TPRP-3060-	SNA	7F	2190.55	2669.21	2352.07	2830.73	2794.58	3312.06	2958.34	3475.82
		66"(1676mm)	TPRP-3066-	SNA	7F	2246.77	2765.15	2412.19	2930.57	2886.25	3432.77	3065.11	3611.63
		72"(1829mm)	TPRP-3072-	SNA	7F	2302.99	2861.09	2472.31	3030.41	2977.92	3553.48	3171.88	3747.44

# PopUp Table Racetrack



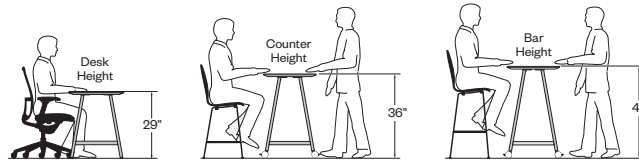
TPRT-SNA  
Class CL

### Features

- Includes 1.18"(30mm) thick standard top, legs and hardware.
- High-Pressure Laminate (HPL) top with knife edge or 3mm edgeband edges or wood veneer top with 3mm wood edgeband or knife edge.
- Fixed table heights are 29"(737mm), 36"(914mm) and 41"(1041mm).
- Casters (two locking/two non-locking) are available with: Light platinum or fog hub with graphite tread, or black hub with black tread.
- Glides available in black only and provide 0.5"(13mm) adjustment.
- Casters and glides are not interchangeable.
- Leg and foot rail can be the same or different trim colors.
- Ships unassembled.

### Specification Tips

- When (N) No Foot Rail is specified for 29"(737mm)H tables the leg trim color will be applied to the horizontal leg rails.
- Not for use with screens, modesty, AKP, monitor arms or suspended pedestal.
- Separately specified, as needed:
  - Power modules
  - Vertical Wire Channel (TPVW)
  - Accent Plate (TPAP)
  - Bag Hook (KUWH)



### To Order, Specify:

1) Product number, including:

**1 Surface Option:**

- L** Laminate
- W** Wood

**2 Edge Option:**

- Laminate:
- J** Edgeband
  - F** Knife

- Wood:
- K** Edgeband
  - U** Knife

**3 Base Foot:**

- C** Casters (add **\$97.23** list)
- G** Glides

**4 Foot Rail (29"(737mm) only):**

- N** No Foot Rail
- F** Foot Rail (add **\$150** list)

2) Laminate surface color or wood finish color.

3) Edgeband trim color (laminated only).

4) Leg trim color.

5) Foot rail color.

6) Caster color (if applicable).

**Note:** Foot rail: **\$14.18** upcharge list for Metallic and Accent trim colors.

Legs: **\$42.54** upcharge list for Metallic and Accent trim colors.

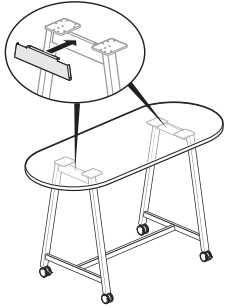
# PopUp Table

## Racetrack

Height	Depth	Width	Number	① ②	③ ④	HPL				Wood			
						A	F	B	F	A	U	B	U
						J	F	J	F	K	U	K	U
36"(914mm)	18"(457mm)	48"(1219mm)	TPRT-1848-	■ ■ SNA	4 ■	\$ 1666.75	\$ 2015.57	\$ 1807.99	\$ 2156.81	\$2086.44	\$ 2510.32	\$ 2171.68	\$ 2595.56
		54"(1372mm)	TPRT-1854-	■ ■ SNA	4 ■	1703.41	2091.95	1846.99	2235.53	2144.37	2597.29	2238.67	2691.59
		60"(1524mm)	TPRT-1860-	■ ■ SNA	4 ■	1740.07	2168.33	1885.99	2314.25	2202.30	2684.26	2305.66	2787.62
		66"(1676mm)	TPRT-1866-	■ ■ SNA	4 ■	1776.73	2244.71	1924.99	2392.97	2260.23	2771.23	2372.65	2883.65
		72"(1829mm)	TPRT-1872-	■ ■ SNA	4 ■	1813.39	2321.09	1963.99	2471.69	2318.16	2858.20	2439.64	2979.68
24"(610mm)	60"(1524mm)	TPRT-2460-	■ ■ SNA	4 ■	\$ 1841.35	\$2294.81	\$ 1995.07	\$2448.53	\$ 2374.48	\$ 2874.20	\$2508.04	\$ 3007.76	
		TPRT-2466-	■ ■ SNA	4 ■	1887.79	2380.97	2044.63	2537.81	2449.28	2978.04	2594.92	3123.68	
		TPRT-2472-	■ ■ SNA	4 ■	1934.23	2467.13	2094.19	2627.09	2524.08	3081.88	2681.80	3239.60	
30"(762mm)	72"(1829mm)	TPRT-3072-	■ ■ SNA	4 ■	\$2055.07	\$ 2613.17	\$ 2224.39	\$ 2782.49	\$2730.00	\$3305.56	\$2923.96	\$3499.52	
36"(914mm)	18"(457mm)	48"(1219mm)	TPRT-1848-	■ ■ SNA	6F	\$ 1873.87	\$2222.69	\$ 2015.11	\$ 2363.93	\$2293.56	\$ 2717.44	\$ 2378.80	\$2802.68
		54"(1372mm)	TPRT-1854-	■ ■ SNA	6F	1910.53	2299.07	2054.11	2442.65	2351.49	2804.41	2445.79	2898.71
		60"(1524mm)	TPRT-1860-	■ ■ SNA	6F	1947.19	2375.45	2093.11	2521.37	2409.42	2891.38	2512.78	2994.74
		66"(1676mm)	TPRT-1866-	■ ■ SNA	6F	1983.85	2451.83	2132.11	2600.09	2467.35	2978.35	2579.77	3090.77
		72"(1829mm)	TPRT-1872-	■ ■ SNA	6F	2020.51	2528.21	2171.11	2678.81	2525.28	3065.32	2646.76	3186.80
24"(610mm)	60"(1524mm)	TPRT-2460-	■ ■ SNA	6F	\$2048.47	\$ 2501.93	\$2202.19	\$ 2655.65	\$ 2581.60	\$ 3081.32	\$ 2715.16	\$ 3214.88	
		TPRT-2466-	■ ■ SNA	6F	2094.91	2588.09	2251.75	2744.93	2656.40	3185.16	2802.04	3330.80	
		TPRT-2472-	■ ■ SNA	6F	2141.35	2674.25	2301.31	2834.21	2731.20	3289.00	2888.92	3446.72	
30"(762mm)	72"(1829mm)	TPRT-3072-	■ ■ SNA	6F	\$2262.19	\$2820.29	\$ 2431.51	\$ 2989.61	\$ 2937.12	\$ 3512.68	\$ 3131.08	\$3706.64	
41"(1041mm)	18"(457mm)	48"(1219mm)	TPRT-1848-	■ ■ SNA	7F	\$ 1914.67	\$2263.49	\$2055.91	\$2404.73	\$2334.36	\$ 2758.24	\$ 2419.60	\$2843.48
		54"(1372mm)	TPRT-1854-	■ ■ SNA	7F	1951.33	2339.87	2094.91	2483.45	2392.29	2845.21	2486.59	2939.51
		60"(1524mm)	TPRT-1860-	■ ■ SNA	7F	1987.99	2416.25	2133.91	2562.17	2450.22	2932.18	2553.58	3035.54
		66"(1676mm)	TPRT-1866-	■ ■ SNA	7F	2024.65	2492.63	2172.91	2640.89	2508.15	3019.15	2620.57	3131.57
		72"(1829mm)	TPRT-1872-	■ ■ SNA	7F	2061.31	2569.01	2211.91	2719.61	2566.08	3106.12	2687.56	3227.60
24"(610mm)	60"(1524mm)	TPRT-2460-	■ ■ SNA	7F	\$2089.27	\$2542.73	\$2242.99	\$2696.45	\$2622.40	\$ 3122.12	\$ 2755.96	\$ 3255.68	
		TPRT-2466-	■ ■ SNA	7F	2135.71	2628.89	2292.55	2785.73	2697.20	3225.96	2842.84	3371.60	
		TPRT-2472-	■ ■ SNA	7F	2182.15	2715.05	2342.11	2875.01	2772.00	3329.80	2929.72	3487.52	
30"(762mm)	72"(1829mm)	TPRT-3072-	■ ■ SNA	7F	\$2302.99	\$ 2861.09	\$ 2472.31	\$3030.41	\$ 2977.92	\$3553.48	\$ 3171.88	\$ 3747.44	

# PopUp Table Accessories

## Accent Plate



TPAP  
Class CL

### Feature

- Includes two painted or wood accent plate and attachment hardware.

### Specification Tips

- Not for use on 18"(457mm) depth PopUp tables.
- Leg accent plate is located in the top center section of each leg assembly and allows for a user-specified accent color for aesthetic purposes.
- Size must match depth and height of table.

### To Order, Specify:

- 1) Product number, including:

#### 1 Surface Option:

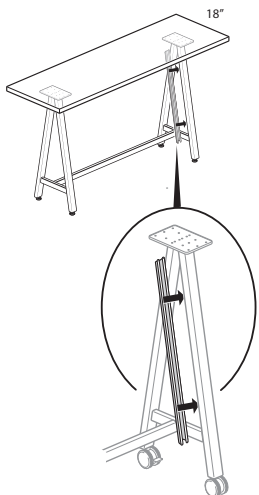
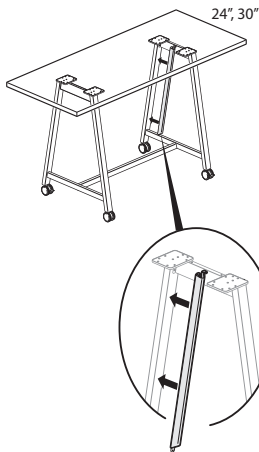
**P** Paint

**W** Wood

- 2) Paint or wood finish color.

Depth	Width	Number ①	Trim		Wood	
			A	B	A	B
24"(610mm)	29"(737mm)	TPAP-2429-■	\$303.69	\$ 312.60	N/A	N/A
	36"(914mm)	TPAP-2436-■	303.69	312.60	\$448.28	\$476.61
	41"(1041mm)	TPAP-2441-■	303.69	312.60	448.28	476.61
30"(762mm)	29"(737mm)	TPAP-3029-■	\$ 318.21	\$328.80	N/A	N/A
	36"(914mm)	TPAP-3036-■	318.21	328.80	\$462.80	\$493.71
	41"(1041mm)	TPAP-3041-■	318.21	328.80	462.80	493.71

## Vertical Wire Channel - Leg Attached



TPVW  
Class CL

### Feature

- Includes one painted vertical wire channel and attachment hardware.

### Specification Tip

- When specifying a Vertical Wire Channel no Accent Plate or with Accent Plate, order correct model for table height.

### To Order, Specify:

- 1) Product number.

- 2) Trim color.

For Use With	Width	Number	Trim	
			A	B
<b>No Accent Plate</b>				
29"(737mm)H Table	2"(51mm)	TPVW-2902-PN	\$ 173.49	\$ 180.72
36"(914mm)H Table	2"(51mm)	TPVW-3602-PN	186.51	194.64
41"(1041mm)H Table	2"(51mm)	TPVW-4102-PN	208.21	217.84
<b>With Accent Plate</b>				
29"(737mm)H Table	2"(51mm)	TPVW-2902-PA	\$ 173.49	\$ 180.72
36"(914mm)H Table	2"(51mm)	TPVW-3302-PA	173.49	180.72
41"(1041mm)H Table	2"(51mm)	TPVW-3802-PA	195.19	203.92

# Fixed Height Tables Resources

Surfaces Materials

Index

Warranty

# Compose Table

## Finish/Color Legend

### Wood

#### Grade A

##### Double Cut

2P-RL	Applegate
CQ-HKL	Auburn
CQ-HBF	Clove
WE-RD	Dune
WJ-RE	Ebony
2N-RL	Echo
W3-HR	Harbor
WE-RT	Melba
W4-PB	Pebble
CQ-WG	Walnut Grove

#### Grade B

##### Cherry

VC-CA1	Amber
VC-W23	American
VC-HKF	Burgundy
VC-W33	Caramel
VC-W30	Heritage
VC-W32	Pacific
VC-HKA	Toffee

##### Maple

VP-LM	Light
VP-N	Natural

##### Maple Quarter Cut

NM-N	Natural
------	---------

##### Oak

VJ-HKC	Urban
--------	-------

##### Rift Cut White Oak

NR-W35	Clear
NR-W15	Espresso
NR-W40	Mocha

##### Walnut

VR-CPK	Bourbon
VR-HKG	Colombian
VR-W15	Espresso
VR-W31	Retro

##### Walnut Quarter Cut

NW-W35	Clear
NW-W31	Retro

#### Grade D

##### Figured Anegre

VU-W07	Light
VU-W08	Golden

### HPL

#### Grade A

##### Solid Color

H-34	Beige
H-AK	Chalk
H-8J	Charcoal
H-3J	Graphite
H-62	Gray Tone
H-WL	Linen
H-3P	Platinum
H-AA	Putty
H-3E	Smoke

##### Patterned

H-P1	Linen Casual
H-P2	Linen Classic
H-P3	Linen Crisp
H-P4	Linen Flax

##### Wood

H-B06	Brazilwood
H-E79	Colombian Walnut
H-AE	Maple
H-DYP	New Age Oak
H-E15	River Cherry
H-C09	Williamsburg Cherry

#### Grade B

##### Premium Wood Grain

H-C8	Blonde Modern Cherry
H-D1	Daintree
H-KP	Field Elm
H-KN	Grey Elm
H-KM	Landmark Wood
H-D2	Mocha Modern Cherry
H-KL	Neo Walnut
H-KR	Phantom Ecoru
H-KS	Phantom Pearl
H-C9	Spiced Modern Cherry

#### Grade E

##### Premium

H-C1	Hay
H-C2	Drift
H-C3	Pecan
H-C4	Molasses
H-C5	Mineral
H-C6	Hatch
H-C7	Tanned

### Edgeband

#### Solid Color

HP-34	Beige
HP-AK	Chalk
HP-8J	Charcoal
HP-3J	Graphite
HP-62	Gray Tone
HP-WL	Linen
HP-3P	Platinum
HP-AA	Putty
HP-3E	Smoke

#### Patterned

HP-P1	Linen Casual
HP-P2	Linen Classic
HP-P3	Linen Crisp
HP-P4	Linen Flax

#### Wood Grain

HP-C8	Blonde Modern Cherry
HP-B06	Brazilwood
HP-E79	Colombian Walnut
HP-D1	Daintree
HP-KP	Field Elm
HP-KN	Grey Elm
HP-KM	Landmark Wood
HP-AE	Maple
HP-D2	Mocha Modern Cherry
HP-KL	Neo Walnut
HP-DYP	New Age Oak
HP-KR	Phantom Ecoru
HP-KS	Phantom Pearl
HP-E15	River Cherry
HP-C9	Spiced Modern Cherry
HP-C09	Williamsburg Cherry

#### Ply-Edge

HP-PW	Ply-Edge
-------	----------

#### Premium

HP-C1	Hay
HP-C2	Drift
HP-C3	Pecan
HP-C4	Molasses
HP-C5	Mineral
HP-C6	Hatch
HP-C7	Tanned

### Trim

#### Grade A

##### Smooth

TR-R	Beige
TR-F	Black
TR-AK	Chalk
TR-K	Charcoal
TR-C1	Cocoa
TR-J	Graphite
TR-G	Gray Tone
TR-AA	Putty
TR-E	Smoke
TR-PLS	Smooth Plaster
TR-FM	Snow

##### Textured

TR-TG	Grout
TR-TF	Pitch
TR-TW	Plaster

#### Grade B

##### Smooth

TR-IC	Accent Blue
TR-IG	Blue Jay
TR-IR	Brownstone
TR-IN	Night
TR-IQ	Park
TR-RR	Rusty Red
TR-IM	Sable
TR-IJ	Sky Blue

##### Smooth Metallic

TR-MC	Metallic Champagne
TR-DM	Metallic Dark Bronze
TR-MG	Metallic Gunmetal
TR-LE	Metallic Silver

##### Textured Metallic

TR-AR	Argent
TR-HE	Hellenic

**ALERT:** These materials are current, however they are being considered for future obsolescence due to low volume.

### Wood

VJ-W42	Brindle
2R-RL	Butternut
NW-W15	Espresso
NP-W08	Golden
NP-W07	Light
NX-U	Medium
VR-W12	Naturally Walnut
WC-RW	Wenge

### HPL

H-AM	Amber Cherry
H-AD	Medium Cherry

### Trim

TR-IF	Accent Red
TR-IE	Accent Orange
TR-CTS	Chartreuse
TR-1H	Terra
TR-1K	Wren

## Forest Stewardship Council® (FSC®) Statement:

In our continuing support of sustainable forestry and responsible purchasing, Haworth North America is offering FSC certified wood products at no up-charge. By providing FSC certified material, Haworth is supporting our client's green building goals and demonstrating our collective commitment to source materials more sustainably. Haworth will provide to you the necessary FSC certified paperwork with your shipment. For more information, FAQs, and a complete FSC product list (including product exceptions), go to the Library and search FSC. Haworth FSC Trademark License #FSC-C002821



# Cultivate Table

## Finish/Color Legend

### Wood

#### Grade A

##### Double Cut

2P-RL	Applegate
CQ-HKL	Auburn
CQ-HBF	Clove
WE-RD	Dune
WJ-RE	Ebony
2N-RL	Echo
W3-HR	Harbor
WE-RT	Melba
W4-PB	Pebble
CQ-WG	Walnut Grove

#### Grade B

##### Cherry

VC-CA1	Amber
VC-W23	American
VC-HKF	Burgundy
VC-W33	Caramel
VC-W30	Heritage
VC-W32	Pacific
VC-HKA	Toffee

##### Maple

VP-LM	Light
VP-N	Natural

##### Maple Quarter Cut

NM-N	Natural
------	---------

##### Oak

VJ-HKC	Urban
--------	-------

##### Rift Cut White Oak

NR-W35	Clear
NR-W15	Espresso
NR-W40	Mocha

##### Walnut

VR-CPK	Bourbon
VR-HKG	Colombian
VR-W15	Espresso
VR-W31	Retro

##### Walnut Quarter Cut

NW-W35	Clear
NW-W31	Retro

#### Grade D

##### Figured Anegre

VU-W07	Light
VU-W08	Golden

### HPL

#### Grade A

##### Solid Color

H-34	Beige
H-AK	Chalk
H-8J	Charcoal
H-3J	Graphite
H-62	Gray Tone
H-WL	Linen
H-3P	Platinum
H-AA	Putty
H-3E	Smoke

##### Patterned

H-P1	Linen Casual
H-P2	Linen Classic
H-P3	Linen Crisp
H-P4	Linen Flax

##### Wood

H-B06	Brazilwood
H-E79	Colombian Walnut
H-AE	Maple
H-DYP	New Age Oak
H-E15	River Cherry
H-C09	Williamsburg Cherry

#### Grade B

##### Premium Wood Grain

H-C8	Blonde Modern Cherry
H-D1	Daintree
H-KP	Field Elm
H-KN	Grey Elm
H-KM	Landmark Wood
H-D2	Mocha Modern Cherry
H-KL	Neo Walnut
H-KR	Phantom Ecu
H-KS	Phantom Pearl
H-C9	Spiced Modern Cherry

### Edgeband

#### Solid Color

HP-34	Beige
HP-AK	Chalk
HP-8J	Charcoal
HP-3J	Graphite
HP-62	Gray Tone
HP-WL	Linen
HP-3P	Platinum
HP-AA	Putty
HP-3E	Smoke

#### Patterned

HP-P1	Linen Casual
HP-P2	Linen Classic
HP-P3	Linen Crisp
HP-P4	Linen Flax

#### Wood Grain

HP-C8	Blonde Modern Cherry
HP-B06	Brazilwood
HP-E79	Colombian Walnut
HP-D1	Daintree
HP-KP	Field Elm
HP-KN	Grey Elm
HP-KM	Landmark Wood
HP-AE	Maple
HP-D2	Mocha Modern Cherry
HP-KL	Neo Walnut
HP-DYP	New Age Oak
HP-KR	Phantom Ecu
HP-KS	Phantom Pearl
HP-E15	River Cherry
HP-C9	Spiced Modern Cherry
HP-C09	Williamsburg Cherry

#### Ply-Edge

HP-PW	Ply-Edge
-------	----------

### Trim

#### Grade A

##### Smooth

TR-R	Beige
TR-AK	Chalk
TR-K	Charcoal
TR-C1	Cocoa
TR-J	Graphite
TR-G	Gray Tone
TR-AA	Putty
TR-E	Smoke
TR-PLS	Smooth Plaster
TR-FM	Snow

##### Textured

TR-TG	Grout
TR-TF	Pitch
TR-TW	Plaster

#### Grade B

##### Smooth

TR-IC	Accent Blue
TR-IG	Blue Jay
TR-IR	Brownstone
TR-IN	Night
TR-IQ	Park
TR-RR	Rusty Red
TR-IM	Sable
TR-IJ	Sky Blue

##### Smooth Metallic

TR-MC	Metallic Champagne
TR-DM	Metallic Dark Bronze
TR-MG	Metallic Gunmetal
TR-LE	Metallic Silver

##### Textured Metallic

TR-AR	Argent
TR-HE	Hellenic

**ALERT:** These materials are current, however they are being considered for future obsolescence due to low volume.

### Wood

VJ-W42	Brindle
2R-RL	Butternut
NW-W15	Espresso
NP-W08	Golden
NP-W07	Light
NX-U	Medium
VR-W12	Naturally Walnut
WC-RW	Wenge

### HPL

H-AM	Amber Cherry
H-AD	Medium Cherry

### Trim

TR-IF	Accent Red
TR-IE	Accent Orange
TR-CTS	Chartreuse
TR-1H	Terra
TR-1K	Wren

## Forest Stewardship Council® (FSC®) Statement:

In our continuing support of sustainable forestry and responsible purchasing, Haworth North America is offering FSC certified wood products at no up-charge. By providing FSC certified material, Haworth is supporting our client's green building goals and demonstrating our collective commitment to source materials more sustainably. Haworth will provide to you the necessary FSC certified paperwork with your shipment. For more information, FAQs, and a complete FSC product list (including product exceptions), go to the Library and search FSC. Haworth FSC Trademark License #FSC-C002821

# Immerse Table

## Finish/Color Legend

### Wood

#### Grade A

##### Double Cut

2P-RL	Applegate
CQ-HKL	Auburn
CQ-HBF	Clove
WE-RD	Dune
WJ-RE	Ebony
2N-RL	Echo
W3-HR	Harbor
WE-RT	Melba
W4-PB	Pebble
CQ-WG	Walnut Grove

#### Grade B

##### Cherry

YD-CA1	Amber
YD-W23	American
YD-W33	Caramel
YD-W30	Heritage
YD-W32	Pacific

##### Maple

YL-LM	Light
YLN	Natural

##### Maple Quarter Cut

YM-N	Natural
------	---------

##### Rift Cut White Oak

YB-W35	Clear
YB-W15	Espresso
YB-W40	Mocha

##### Walnut

YN-W15	Espresso
YN-W31	Retro

##### Walnut Quarter Cut

Y9-W35	Clear
Y9-W31	Retro

#### Grade D

##### Figured Anegre

VU-W07	Light
VU-W08	Golden

### Paint Top

#### Grade A

##### Solid Color

PW-F	Black
PW-AK	Chalk
PW-PL	Polar
PW-SY	Stormy
PW-VR	Vapor

### HPL

#### Grade A

##### Solid Color

H-34	Beige
H-AK	Chalk
H-8J	Charcoal
H-3J	Graphite
H-62	Gray Tone
H-WL	Linen
H-3P	Platinum
H-AA	Putty
H-3E	Smoke

##### Wood

H-B06	Brazilwood
H-E79	Colombian Walnut
H-AE	Maple
H-DYP	New Age Oak
H-E15	River Cherry
H-C09	Williamsburg Cherry

#### Grade B

##### Premium Wood Grain

H-C8	Blonde Modern Cherry
H-D1	Daintree
H-KP	Field Elm
H-KN	Grey Elm
H-KM	Landmark Wood
H-D2	Mocha Modern Cherry
H-KL	Neo Walnut
H-KR	Phantom Ecru
H-KS	Phantom Pearl
H-C9	Spiced Modern Cherry

### Edgeband

#### Solid Color

HP-34	Beige
HP-AK	Chalk
HP-8J	Charcoal
HP-3J	Graphite
HP-62	Gray Tone
HP-WL	Linen
HP-3P	Platinum
HP-AA	Putty
HP-3E	Smoke

#### Wood Grain

HP-C8	Blonde Modern Cherry
HP-B06	Brazilwood
HP-E79	Colombian Walnut
HP-D1	Daintree
HP-KP	Field Elm
HP-KN	Grey Elm
HP-KM	Landmark Wood
HP-AE	Maple
HP-D2	Mocha Modern Cherry
HP-KL	Neo Walnut
HP-DYP	New Age Oak
HP-KR	Phantom Ecru
HP-KS	Phantom Pearl
HP-E15	River Cherry
HP-C9	Spiced Modern Cherry
HP-C09	Williamsburg Cherry

#### Ply-Edge

HP-PW	Ply-Edge
-------	----------

#### Solid Surface Top Finish

SS-CW	Cameo White
-------	-------------

#### Planter Finishes

TR-F	Black
TR-G	Gray Tone
TR-PLS	Smooth Plaster
TR-TC	Terra Cotta

#### Wood Leg Finishes

M5-W35	Clear on Oak
M6-W35	Clear on Walnut
M7-W43	Ink on Ash

### Trim

#### Grade A

##### Smooth

TR-R	Beige
TR-AK	Chalk
TR-K	Charcoal
TR-C1	Cocoa
TR-J	Graphite
TR-G	Gray Tone
TR-AA	Putty
TR-E	Smoke
TR-PLS	Smooth Plaster
TR-FM	Snow

##### Textured

TR-TG	Grout
TR-TF	Pitch
TR-TW	Plaster

#### Grade B

##### Smooth

TR-1C	Accent Blue
TR-1G	Blue Jay
TR-1R	Brownstone
TR-1N	Night
TR-1Q	Park
TR-RR	Rusty Red
TR-1M	Sable
TR-1J	Sky Blue

##### Smooth Metallic

TR-MC	Metallic Champagne
TR-DM	Metallic Dark Bronze
TR-MG	Metallic Gunmetal
TR-LE	Metallic Silver

##### Textured Metallic

TR-AR	Argent
TR-HE	Hellenic

**ALERT:** These materials are current, however they are being considered for future obsolescence due to low volume.

Wood	
YP-W42	Brindle
2R-RL	Butternut
Y9-W15	Espresso
YC-W08	Golden
YC-W07	Light
Y2-U	Medium
YN-W12	Naturally Walnut
WC-RW	Wenge

HPL	
H-AM	Amber Cherry
H-AD	Medium Cherry

Trim	
TR-1F	Accent Red
TR-1E	Accent Orange
TR-CTS	Chartreuse
TR-1H	Terra
TR-1K	Wren

## Forest Stewardship Council® (FSC®) Statement:

In our continuing support of sustainable forestry and responsible purchasing, Haworth North America is offering FSC certified wood products at no up-charge. By providing FSC certified material, Haworth is supporting our client's green building goals and demonstrating our collective commitment to source materials more sustainably. Haworth will provide to you the necessary FSC certified paperwork with your shipment. For more information, FAQs, and a complete FSC product list (including product exceptions), go to the Library and search FSC. Haworth FSC Trademark License #FSC-C002821

# Jive Table

## Finish/Color Legend

### Wood

#### Grade A

##### Double Cut

2P-RL	Applegate
CQ-HKL	Auburn
CQ-HBF	Clove
WE-RD	Dune
WJ-RE	Ebony
2N-RL	Echo
W3-HR	Harbor
WE-RT	Melba
W4-PB	Pebble
CQ-WG	Walnut Grove

#### Grade B

##### Cherry

VC-CA1	Amber
VC-W23	American
VC-HKF	Burgundy
VC-W33	Caramel
VC-W30	Heritage
VC-W32	Pacific
VC-HKA	Toffee

##### Maple

VP-LM	Light
VP-N	Natural

##### Maple Quarter Cut

NM-N	Natural
------	---------

##### Oak

VJ-HKC	Urban
--------	-------

##### Rift Cut White Oak

NR-W35	Clear
NR-W15	Espresso
NR-W40	Mocha

##### Walnut

VR-CPK	Bourbon
VR-HKG	Colombian
VR-W15	Espresso
VR-W31	Retro

##### Walnut Quarter Cut

NW-W35	Clear
NW-W31	Retro

### HPL

#### Grade A

##### Solid Color

H-34	Beige
H-AK	Chalk
H-8J	Charcoal
H-3J	Graphite
H-62	Gray Tone
H-WL	Linen
H-3P	Platinum
H-AA	Putty
H-3E	Smoke

##### Wood

H-B06	Brazilwood
H-E79	Colombian Walnut
H-AE	Maple
H-DYP	New Age Oak
H-E15	River Cherry
H-C09	Williamsburg Cherry

#### Grade B

##### Premium Wood Grain

H-C8	Blonde Modern Cherry
H-D1	Daintree
H-KP	Field Elm
H-KN	Grey Elm
H-KM	Landmark Wood
H-D2	Mocha Modern Cherry
H-KL	Neo Walnut
H-KR	Phantom Ecu
H-KS	Phantom Pearl
H-C9	Spiced Modern Cherry

#### Grade E

##### Premium

H-C1	Hay
H-C2	Drift
H-C3	Pecan
H-C4	Molasses
H-C5	Mineral
H-C6	Hatch
H-C7	Tanned

### Edgeband

#### Solid Color

HP-34	Beige
HP-AK	Chalk
HP-8J	Charcoal
HP-3J	Graphite
HP-62	Gray Tone
HP-WL	Linen
HP-3P	Platinum
HP-AA	Putty
HP-3E	Smoke

#### Wood Grain

HP-C8	Blonde Modern Cherry
HP-B06	Brazilwood
HP-E79	Colombian Walnut
HP-D1	Daintree
HP-KP	Field Elm
HP-KN	Grey Elm
HP-KM	Landmark Wood
HP-AE	Maple
HP-D2	Mocha Modern Cherry
HP-KL	Neo Walnut
HP-DYP	New Age Oak
HP-KR	Phantom Ecu
HP-KS	Phantom Pearl
HP-E15	River Cherry
HP-C9	Spiced Modern Cherry
HP-C09	Williamsburg Cherry

#### Ply-Edge

HP-PW	Ply-Edge
-------	----------

#### Premium

HP-C1	Hay
HP-C2	Drift
HP-C3	Pecan
HP-C4	Molasses
HP-C5	Mineral
HP-C6	Hatch
HP-C7	Tanned

### Trim

#### Grade A

##### Smooth

TR-R	Beige
TR-AK	Chalk
TR-K	Charcoal
TR-C1	Cocoa
TR-J	Graphite
TR-G	Gray Tone
TR-AA	Putty
TR-E	Smoke
TR-PLS	Smooth Plaster
TR-FM	Snow

##### Textured

TR-TG	Grout
TR-TF	Pitch
TR-TW	Plaster

#### Grade B

##### Smooth

TR-1C	Accent Blue
TR-1G	Blue Jay
TR-1R	Brownstone
TR-1N	Night
TR-1Q	Park
TR-RR	Rusty Red
TR-1M	Sable
TR-1J	Sky Blue

##### Smooth Metallic

TR-MC	Metallic Champagne
TR-DM	Metallic Dark Bronze
TR-MG	Metallic Gunmetal
TR-LE	Metallic Silver

##### Textured Metallic

TR-AR	Argent
TR-HE	Hellenic

#### Casters

TR-F	Black
TR-7	Fog
TR-LPL	Light Platinum

**ALERT:** These materials are current, however they are being considered for future obsolescence due to low volume.

Wood	
VJ-W42	Brindle
2R-RL	Butternut
NW-W15	Espresso
NP-W08	Golden
NP-W07	Light
NX-U	Medium
VR-W12	Naturally Walnut
WC-RW	Wenge

HPL	
H-AM	Amber Cherry
H-AD	Medium Cherry

Trim	
TR-1F	Accent Red
TR-1E	Accent Orange
TR-CTS	Chartreuse
TR-1H	Terra
TR-1K	Wren

## Forest Stewardship Council® (FSC®) Statement:

In our continuing support of sustainable forestry and responsible purchasing, Haworth North America is offering FSC certified wood products at no up-charge. By providing FSC certified material, Haworth is supporting our client's green building goals and demonstrating our collective commitment to source materials more sustainably. Haworth will provide to you the necessary FSC certified paperwork with your shipment. For more information, FAQs, and a complete FSC product list (including product exceptions), go to the Library and search FSC. Haworth FSC Trademark License #FSC-C002821

# Masters Series Table

## Finish/Color Legend

### Wood

#### Grade A

##### Double Cut

2P-RL	Applegate
CQ-HKL	Auburn
CQ-HBF	Clove
WE-RD	Dune
WJ-RE	Ebony
2N-RL	Echo
W3-HR	Harbor
WE-RT	Melba
W4-PB	Pebble
CQ-WG	Walnut Grove

##### Cherry

VC-CA1	Amber
VC-W23	American
VC-HKF	Burgundy
VC-W33	Caramel
VC-W30	Heritage
VC-W32	Pacific
VC-HKA	Toffee

##### Maple

VP-LM	Light
VP-N	Natural

##### Maple Quarter Cut

NM-N	Natural
------	---------

##### Oak

VJ-HKC	Urban
--------	-------

##### Rift Cut White Oak

NR-W35	Clear
NR-W15	Espresso
NR-W40	Mocha

##### Walnut

VR-CPK	Bourbon
VR-HKG	Colombian
VR-W15	Espresso
VR-W31	Retro

##### Walnut Quarter Cut

NW-W35	Clear
NW-W31	Retro

### HPL

#### Grade A

##### Solid Color

H-34	Beige
H-AK	Chalk
H-8J	Charcoal
H-3J	Graphite
H-62	Gray Tone
H-WL	Linen
H-3P	Platinum
H-AA	Putty
H-3E	Smoke

##### Patterned

H-P1	Linen Casual
H-P2	Linen Classic
H-P3	Linen Crisp
H-P4	Linen Flax

##### Wood

H-B06	Brazilwood
H-E79	Colombian Walnut
H-AE	Maple
H-DYP	New Age Oak
H-E15	River Cherry
H-C09	Williamsburg Cherry

#### Grade B

##### Premium Wood Grain

H-C8	Blonde Modern Cherry
H-D1	Daintree
H-KP	Field Elm
H-KN	Grey Elm
H-KM	Landmark Wood
H-D2	Mocha Modern Cherry
H-KL	Neo Walnut
H-KR	Phantom Ecu
H-KS	Phantom Pearl
H-C9	Spiced Modern Cherry

### Edgeband

#### Solid Color

HP-34	Beige
HP-AK	Chalk
HP-8J	Charcoal
HP-3J	Graphite
HP-62	Gray Tone
HP-WL	Linen
HP-3P	Platinum
HP-AA	Putty
HP-3E	Smoke

#### Patterned

H-P1	Linen Casual
H-P2	Linen Classic
H-P3	Linen Crisp
H-P4	Linen Flax

#### Wood Grain

HP-C8	Blonde Modern Cherry
HP-B06	Brazilwood
HP-E79	Colombian Walnut
HP-D1	Daintree
HP-KP	Field Elm
HP-KN	Grey Elm
HP-KM	Landmark Wood
HP-AE	Maple
HP-D2	Mocha Modern Cherry
HP-KL	Neo Walnut
HP-DYP	New Age Oak
HP-KR	Phantom Ecu
HP-KS	Phantom Pearl
HP-E15	River Cherry
HP-C9	Spiced Modern Cherry
HP-C09	Williamsburg Cherry

#### Ply-Edge

HP-PW	Ply-Edge
-------	----------

### Trim

#### Grade A

##### Smooth

TR-R	Beige
TR-AK	Chalk
TR-K	Charcoal
TR-C1	Cocoa
TR-J	Graphite
TR-G	Gray Tone
TR-AA	Putty
TR-E	Smoke
TR-PLS	Smooth Plaster
TR-FM	Snow

##### Textured

TR-TG	Grout
TR-TF	Pitch
TR-TW	Plaster

#### Grade B

##### Smooth

TR-IC	Accent Blue
TR-IG	Blue Jay
TR-IR	Brownstone
TR-IN	Night
TR-IQ	Park
TR-RR	Rusty Red
TR-IM	Sable
TR-IJ	Sky Blue

##### Smooth Metallic

TR-MC	Metallic Champagne
TR-DM	Metallic Dark Bronze
TR-MG	Metallic Gunmetal
TR-LE	Metallic Silver

##### Textured Metallic

TR-AR	Argent
TR-HE	Hellenic

**ALERT:** These materials are current, however they are being considered for future obsolescence due to low volume.

Wood	
VJ-W42	Brindle
2R-RL	Butternut
NW-W15	Espresso
NP-W08	Golden
NP-W07	Light
NX-U	Medium
VR-W12	Naturally Walnut
WC-RW	Wenge

HPL	
H-AM	Amber Cherry
H-AD	Medium Cherry

Trim	
TR-IF	Accent Red
TR-IE	Accent Orange
TR-CTS	Chartreuse
TR-IH	Terra
TR-1K	Wren

## Forest Stewardship Council® (FSC®) Statement:

In our continuing support of sustainable forestry and responsible purchasing, Haworth North America is offering FSC certified wood products at no up-charge. By providing FSC certified material, Haworth is supporting our client's green building goals and demonstrating our collective commitment to source materials more sustainably. Haworth will provide to you the necessary FSC certified paperwork with your shipment. For more information, FAQs, and a complete FSC product list (including product exceptions), go to the Library and search FSC. Haworth FSC Trademark License #FSC-C002821

# Pip Table

## Finish/Color Legend

### Trim

#### Grade A

##### Smooth

TR-R	Beige
TR-AK	Chalk
TR-K	Charcoal
TR-C1	Cocoa
TR-J	Graphite
TR-G	Gray Tone
TR-AA	Putty
TR-E	Smoke
TR-PLS	Smooth Plaster
TR-FM	Snow

##### Textured

TR-TG	Grout
TR-TF	Pitch
TR-TW	Plaster

#### Grade B

##### Smooth

TR-1C	Accent Blue
TR-1G	Blue Jay
TR-1R	Brownstone
TR-1N	Night
TR-1Q	Park
TR-RR	Rusty Red
TR-1M	Sable
TR-1J	Sky Blue

##### Smooth Metallic

TR-MC	Metallic Champagne
TR-DM	Metallic Dark Bronze
TR-MG	Metallic Gunmetal
TR-LE	Metallic Silver

##### Textured Metallic

TR-AR	Argent
TR-HE	Hellenic

### Painted MDF

#### Grade A

PW-F	Black
PW-AK	Chalk
PW-PL	Polar
PW-SY	Stormy
PW-VR	Vapor

##### Surface - Wood

VB-W35	Plank White Oak
VH-W35	Plank Walnut

**ALERT:** These materials are current, however they are being considered for future obsolescence due to low volume.

### Trim

TR-1F	Accent Red
TR-1E	Accent Orange
TR-CTS	Chartreuse
TR-1H	Terra
TR-1K	Wren

### Forest Stewardship Council® (FSC®) Statement:

In our continuing support of sustainable forestry and responsible purchasing, Haworth North America is offering FSC certified wood products at no up-charge. By providing FSC certified material, Haworth is supporting our client's green building goals and demonstrating our collective commitment to source materials more sustainably. Haworth will provide to you the necessary FSC certified paperwork with your shipment. For more information, FAQs, and a complete FSC product list (including product exceptions), go to the Library and search FSC. Haworth FSC Trademark License #FSC-C002821

# Planes Table

## Finish/Color Legend

### Wood

#### Grade A

##### Double Cut

2P-RL	Applegate
CQ-HKL	Auburn
CQ-HBF	Clove
WE-RD	Dune
WJ-RE	Ebony
2N-RL	Echo
W3-HR	Harbor
WE-RT	Melba
W4-PB	Pebble
CQ-WG	Walnut Grove

#### Grade B

##### Cherry

VC-CA1	Amber
VC-W23	American
VC-HKF	Burgundy
VC-W33	Caramel
VC-W30	Heritage
VC-W32	Pacific
VC-HKA	Toffee

##### Maple

VP-LM	Light
VP-N	Natural

##### Maple Quarter Cut

NM-N	Natural
------	---------

##### Oak

VJ-HKC	Urban
--------	-------

##### Rift Cut White Oak

NR-W35	Clear
NR-W15	Espresso
NR-W40	Mocha

##### Walnut

VR-CPK	Bourbon
VR-HKG	Colombian
VR-W15	Espresso
VR-W31	Retro

##### Walnut Quarter Cut

NW-W35	Clear
NW-W31	Retro

### HPL

#### Grade A

##### Solid Color

H-34	Beige
H-AK	Chalk
H-8J	Charcoal
H-3J	Graphite
H-62	Gray Tone
H-WL	Linen
H-3P	Platinum
H-AA	Putty
H-3E	Smoke

##### Wood

H-B06	Brazilwood
H-E79	Colombian Walnut
H-AE	Maple
H-DYP	New Age Oak
H-E15	River Cherry
H-C09	Williamsburg Cherry

#### Grade B

##### Premium Wood Grain

H-C8	Blonde Modern Cherry
H-D1	Daintree
H-KP	Field Elm
H-KN	Grey Elm
H-KM	Landmark Wood
H-D2	Mocha Modern Cherry
H-KL	Neo Walnut
H-KR	Phantom Ecu
H-KS	Phantom Pearl
H-C9	Spiced Modern Cherry

#### Grade E

##### Premium

H-C1	Hay
H-C2	Drift
H-C3	Pecan
H-C4	Molasses
H-C5	Mineral
H-C6	Hatch
H-C7	Tanned

### Edgeband

#### Solid Color

HP-34	Beige
HP-AK	Chalk
HP-8J	Charcoal
HP-3J	Graphite
HP-62	Gray Tone
HP-WL	Linen
HP-3P	Platinum
HP-AA	Putty
HP-3E	Smoke

#### Wood Grain

HP-C8	Blonde Modern Cherry
HP-B06	Brazilwood
HP-E79	Colombian Walnut
HP-D1	Daintree
HP-KP	Field Elm
HP-KN	Grey Elm
HP-KM	Landmark Wood
HP-AE	Maple
HP-D2	Mocha Modern Cherry
HP-KL	Neo Walnut
HP-DYP	New Age Oak
HP-KR	Phantom Ecu
HP-KS	Phantom Pearl
HP-E15	River Cherry
HP-C9	Spiced Modern Cherry
HP-C09	Williamsburg Cherry

#### Ply-Edge

HP-PW	Ply-Edge
-------	----------

#### Premium

HP-C1	Hay
HP-C2	Drift
HP-C3	Pecan
HP-C4	Molasses
HP-C5	Mineral
HP-C6	Hatch
HP-C7	Tanned

### Trim

#### Grade A

##### Smooth

TR-R	Beige
TR-AK	Chalk
TR-K	Charcoal
TR-C1	Cocoa
TR-J	Graphite
TR-G	Gray Tone
TR-AA	Putty
TR-E	Smoke
TR-PLS	Smooth Plaster
TR-FM	Snow

##### Textured

TR-TG	Grout
TR-TF	Pitch
TR-TW	Plaster

#### Grade B

##### Smooth

TR-IC	Accent Blue
TR-IG	Blue Jay
TR-IR	Brownstone
TR-IN	Night
TR-IQ	Park
TR-RR	Rusty Red
TR-IM	Sable
TR-IJ	Sky Blue

##### Smooth Metallic

TR-MC	Metallic Champagne
TR-DM	Metallic Dark Bronze
TR-MG	Metallic Gunmetal
TR-LE	Metallic Silver

##### Textured Metallic

TR-AR	Argent
TR-HE	Hellenic

#### Casters

TR-F	Black
TR-7	Fog
TR-LPL	Light Platinum

#### Lock Plugs

LR-BL	Black
LR-BP	Chrome

**ALERT:** These materials are current, however they are being considered for future obsolescence due to low volume.

### Wood

VJ-W42	Brindle
2R-RL	Butternut
NW-W15	Espresso
NP-W08	Golden
NP-W07	Light
NX-U	Medium
VR-W12	Naturally Walnut
WC-RW	Wenge

### HPL

H-AM	Amber Cherry
H-AD	Medium Cherry

### Trim

TR-1F	Accent Red
TR-1E	Accent Orange
TR-CTS	Chartreuse
TR-1H	Terra
TR-1K	Wren

## Forest Stewardship Council® (FSC®) Statement:

In our continuing support of sustainable forestry and responsible purchasing, Haworth North America is offering FSC certified wood products at no up-charge. By providing FSC certified material, Haworth is supporting our client's green building goals and demonstrating our collective commitment to source materials more sustainably. Haworth will provide to you the necessary FSC certified paperwork with your shipment. For more information, FAQs, and a complete FSC product list (including product exceptions), go to the Library and search FSC. Haworth FSC Trademark License #FSC-C002821

# Planes Table

## Fabrics/Color Legends

### Vertical Fabrics

#### Grade A

- (6X) Chevron
- (35) Etch
- (L6) Highlands
- (C1) Striae
- (PY) Tailored
- (3A) Tellure

#### Grade B

- (33) Camp
- (L5) Classic
- (34) Fields
- (6) Hue
- (32) Peca
- (PV) Ritz
- (WS) Shimmer

#### Grade C

- (SW) Sisal

\* For most current finish and fabric availability please reference [surfaces.haworth.com](https://surfaces.haworth.com).

**ALERT:** These materials are current, however they are being considered for future obsolescence due to low volume.

**Fabrics**

**Grade C**

(PH) Birds Nest

### Haworth+

For information on the Haworth+ alliance program, including images and product availability, please refer to: [Haworth.com](https://www.haworth.com) > Surface Collection > Haworth+ Library

### Customer's Own Material (COM)

For general Customer's Own Material (COM) information including processes and forms, please refer to: [Haworth.com](https://www.haworth.com) > Surface Collection > Resources > COM

For information on approved COM's, please refer to: [Haworth.com](https://www.haworth.com) > Surface Collection > COM Library

# PopUp Table

## Fabrics/Color Legend

### Wood

#### Grade A

##### Double Cut

2P-RL	Applegate
CQ-HKL	Auburn
CQ-HBF	Clove
WJ-RE	Ebony
2N-RL	Echo
W3-HR	Harbor
WE-RT	Melba
W4-PB	Pebble
CQ-WG	Walnut Grove

#### Grade B

##### Cherry

VC-CA1	Amber
VC-W23	American
VC-HKF	Burgundy
VC-W33	Caramel
VC-W30	Heritage
VC-W32	Pacific
VC-HKA	Toffee

##### Maple

VP-LM	Light
VP-N	Natural

##### Maple Quarter Cut

NM-N	Natural
------	---------

##### Oak

VJ-HKC	Urban
--------	-------

##### Rift Cut White Oak

NR-W35	Clear
NR-W15	Espresso
NR-W40	Mocha

##### Walnut

VR-CPK	Bourbon
VR-HKG	Colombian
VR-W15	Espresso
VR-W31	Retro

##### Walnut Quarter Cut

NW-W35	Clear
NW-W31	Retro

### HPL

#### Grade A

##### Solid Color

H-34	Beige
H-AK	Chalk
H-8J	Charcoal
H-3J	Graphite
H-62	Gray Tone
H-WL	Linen
H-3P	Platinum
H-AA	Putty
H-3E	Smoke

##### Patterned

H-P1	Linen Casual
H-P2	Linen Classic
H-P3	Linen Crisp
H-P4	Linen Flax

##### Wood

H-B06	Brazilwood
H-E79	Colombian Walnut
H-AE	Maple
H-DYP	New Age Oak
H-E15	River Cherry
H-C09	Williamsburg Cherry

#### Grade B

##### Premium Wood Grain

H-C8	Blonde Modern Cherry
H-D1	Daintree
H-KP	Field Elm
H-KN	Grey Elm
H-KM	Landmark Wood
H-D2	Mocha Modern Cherry
H-KL	Neo Walnut
H-KR	Phantom Ecoru
H-KS	Phantom Pearl
H-C9	Spiced Modern Cherry

#### Grade E

##### Premium

H-C1	Hay
H-C2	Drift
H-C3	Pecan
H-C4	Molasses
H-C5	Mineral
H-C6	Hatch
H-C7	Tanned

### Edgeband

#### Solid Color

HP-34	Beige
HP-AK	Chalk
HP-8J	Charcoal
HP-3J	Graphite
HP-62	Gray Tone
HP-WL	Linen
HP-3P	Platinum
HP-AA	Putty
HP-3E	Smoke

#### Patterned

HP-P1	Linen Casual
HP-P2	Linen Classic
HP-P3	Linen Crisp
HP-P4	Linen Flax

#### Wood Grain

HP-C8	Blonde Modern Cherry
HP-B06	Brazilwood
HP-E79	Colombian Walnut
HP-D1	Daintree
HP-KP	Field Elm
HP-KN	Grey Elm
HP-KM	Landmark Wood
HP-AE	Maple
HP-D2	Mocha Modern Cherry
HP-KL	Neo Walnut
HP-DYP	New Age Oak
HP-KR	Phantom Ecoru
HP-KS	Phantom Pearl
HP-E15	River Cherry
HP-C9	Spiced Modern Cherry
HP-C09	Williamsburg Cherry

#### Ply-Edge

HP-PW	Ply-Edge
-------	----------

### Trim

#### Grade A

##### Smooth

TR-R	Beige
TR-AK	Chalk
TR-K	Charcoal
TR-C1	Cocoa
TR-J	Graphite
TR-G	Gray Tone
TR-AA	Putty
TR-E	Smoke
TR-PLS	Smooth Plaster
TR-FM	Snow

##### Textured

TR-G	Grout
TR-TF	Pitch
TR-TW	Plaster

#### Grade B

##### Smooth

TR-IC	Accent Blue
TR-IG	Blue Jay
TR-IR	Brownstone
TR-IN	Night
TR-IQ	Park
TR-RR	Rusty Red
TR-IM	Sable
TR-IJ	Sky Blue

##### Smooth Metallic

TR-MC	Metallic Champagne
TR-DM	Metallic Dark Bronze
TR-MG	Metallic Gunmetal
TR-LE	Metallic Silver

##### Textured Metallic

TR-AR	Argent
TR-HE	Hellenic

**ALERT:** These materials are current, however they are being considered for future obsolescence due to low volume.

### Wood

VJ-W42	Brindle
2R-RL	Butternut
NW-W15	Espresso
NP-W08	Golden
NP-W07	Light
NX-U	Medium
VR-W12	Naturally Walnut
WC-RW	Wenge

### HPL

H-AM	Amber Cherry
H-AD	Medium Cherry

### Trim

TR-IF	Accent Red
TR-IE	Accent Orange
TR-CTS	Chartreuse
TR-1H	Terra
TR-1K	Wren

## Forest Stewardship Council® (FSC®) Statement:

In our continuing support of sustainable forestry and responsible purchasing, Haworth North America is offering FSC certified wood products at no up-charge. By providing FSC certified material, Haworth is supporting our client's green building goals and demonstrating our collective commitment to source materials more sustainably. Haworth will provide to you the necessary FSC certified paperwork with your shipment. For more information, FAQs, and a complete FSC product list (including product exceptions), go to the Library and search FSC. Haworth FSC Trademark License #FSC-C002821



# Index

Products are listed alphabetically in this index by alpha-numeric prefix/suffix codes.

<b>Product Code</b>	<b>Product Description</b>	<b>Page</b>
EAEB	Planes Training Table Modular Power Components – Hardwire Modular Base Feed — 2-Circuit	190
EAEB-2024-2C	Planes Training Table Modular Power Components – Single Circuit Corded Base Feed — for use with 2-Circuit, 20 Amp	190
EAED-0000-22	Planes Training Table Modular Power Components – Receptacle Block Connector	193
EAED-0000-24	Planes Training Table Modular Power Components – Four-Port Splitter	194
EAEJ	Planes Training Table Modular Power Components – Pass-Through Connector — 2-Circuit	191
EAEM	Planes Training Table Modular Power Components – Modular Power Kits — 2-Circuit	192
EAER	Planes Training Table Modular Power Components – Receptacles — 15 Amp 2-Circuit	193
EAWP-0004-21	Planes Training Table Modular Power Components – Wall Feed — 2-Circuit	190
EHPO	Immerse — Planter – Oblong	53
EHPR	Immerse — Planter – Round	54
EUDB-0000	Cultivate Power Module Clips and Brackets – Mounting Bracket for Enhanced Power Modules	24
EUMC-0201	Cultivate Power Module Clips and Brackets – Mounting Clip for Flip Top Unit	24
EUQ1-QS1P	Planes Training Table Modular Power Components – Quick Connect Two Power — Flip Top Unit with Smooth Bezel	195
EUQ1-QS1P	Planes Training Table Modular Power Components – Quick Connect Two Power — Flip Top Unit with Smooth Bezel	195
EUQB-0072-1	Planes Training Table Modular Power Components – Quick Connect Two Power — Flip Top Unit with Smooth Bezel — Starter Box	197
EUQJ-1	Planes Training Table Modular Power Components – Quick Connect Two Power — Flip Top Unit with Smooth Bezel — Pass-Through Connector	197
EWVT-DCND-P	Planes Conference Table Electrical Components – Belong View	270
EWVT-DCSD-P	Planes Conference Table Electrical Components – Belong View	270
EWVT-SAND-P	Planes Conference Table Electrical Components – Belong View	269
EWVT-SASD-P	Planes Conference Table Electrical Components – Belong View	269
GAC1	Planes Credenza Base – 19”H	203
GAC1	Planes Credenza Base – 29”H	208
GAC2	Planes Credenza Base with Slider Unit — 35”H	206
GAC2	Planes Credenza Base with Slider Unit — 39”H	209
GAC2	Planes Credenza Base with Slider Unit — 45”H	211
GAC2	Planes Credenza Base with Slider Unit – 29”H	204
GACJ	Planes Credenza Top – Credenza Top	213
GAKD-1919	Planes Cart – Podium	202
GAKE-1919	Planes Cart – Medium Media	201
GAKF-1919	Planes Cart – Small Media	201
GAKG-1935	Planes Cart – Catering	202
KUWH-0202	Cultivate Table Accessories – Bag Hook	24
S970	Pip – Collaborative	156
STP-P26-TH	Pip Table – Personal Laptop	156
TA01	Planes Conference Table Column Base J-Channel Tray	265
TA01	Planes Credenza Top – Grommet	213
TA01-0001	Planes Collaborative Tables — Accessories – Ganging Clip	162
TA01-0212	Planes Collaborative Table Accessories – Vertical Wire Management	162
TA01-0213	Planes Collaborative Tables — Accessories – Y-Leg Bumper	162
TA01-0214	Planes Collaborative Tables — Accessories – Y-Leg Bumper	162
TA01-0215	Planes Collaborative Tables — Accessories – Glides	163
TA01-0215	Planes Training Table Accessories – Glides	199
TA01-0216	Planes Collaborative Table Accessories – Casters	163
TA01-0216	Planes Training Table Accessories – Casters	199
TA01-0217	Planes Conference Table Accessories – Cable Column	267
TA01-0222	Planes Collaborative Tables — Accessories – Ganging Mechanism	162
TA01-0222	Planes Training Table Accessories – Ganging Mechanism	199

# Index

<b>Product Code</b>	<b>Product Description</b>	<b>Page</b>
TA01-0224	Planes Training Table Modular Power Components – Mounting Bracket — Receptacle	.194
TA01-0225	Planes Training Table Accessories – Wire Manager Clips	.200
TA01-0225	Planes Training Table Modular Power Components – Quick Connect Two Power — Flip Top Unit with Smooth Bezel — Wire Manager Clips	.198
TA01-0227	Planes Training Table Modular Power Components – Quick Connect Two Power — Flip Top Unit with Smooth Bezel — Starter Box Bracket	.198
TA01-0228	Planes Training Table Accessories – Vertical Wire Manager	.200
TA01-0814	Planes Conference Table Accessories – Cable Base	.267
TA01-1414	Planes Conference Table Accessories – Cable Base	.267
TA01-CR48	Planes Conference Table Electrical Accessories –	.268
TA01-CR6K	Planes Conference Table Electrical Accessories – Cable Reel Bracket	.268
TA0M	Planes Training Table Modesty Panels	.188
TABC	Cultivate Wire Management – Basket Cover	.25
TABN	Planes Training Table – Crescent — Flip Top Table — Non-Flip Top Table	.184
TACB-2	Planes Conference Table Column Base Frame – (for use with End Supported Top)	.263
TACB-4	Planes Conference Table Column Base Frame – (for use with End Supported Top)	.263
TACB-7	Planes Conference Table Column Base Frame – (for use with End Supported Top)	.263
TACV	Planes Collaborative Table — Y-Leg – Polygon — Flip Top Table — Non-Flip Top Table	.161
TACV	Planes Conference Table — Interior Leg – Polygon	.217
TACV	Planes Training Table – Polygon — Flip Flop Table — Non-Flip Top Table	.186
TAHN	Planes Collaborative Tables — Y-Leg – Half Round — Flip Top Table — Non-Flip Top Table	.160
TAHN	Planes Conference Table — Interior Leg – Half Round	.216
TAJC	Planes Conference Table Column Base J-Channel	.265
TAPC	Planes Training Table – Pie Connector	.187
TAPL-R	Planes Conference Table Column Base Plate – Square and Round	.264
TAPL-S	Planes Conference Table Column Base Plate – Square and Round	.264
TARA	Planes Collaborative Table — Y-Leg – Rectangular — Flip Top Table — Non-Flip Top Table	.157
TARA	Planes Conference Table — Interior Leg – Rectangular — Three-Piece Top	.230
TARA	Planes Conference Table — Interior Leg – Rectangular — Two-Piece Top	.224
TARA	Planes Conference Table — Interior Leg – Round, Square, Rectangular	.214
TARA	Planes Conference Table — Perimeter Leg – Rectangular – 2”(51mm) Edge	.238
TARA	Planes Conference Table — Perimeter Leg – Square, Rectangular – 2”(51mm) Edge	.236
TARA	Planes Conference Table — Perimeter Leg – Rectangular – 2”(51mm) Edge — Three-Piece Top	.242
TARA	Planes Conference Table — Perimeter Leg – Rectangular – 2”(51mm) Edge — Two-Piece Top	.240
TARA	Planes Conference Table Top – Rectangle (for use with Column Base)	.248
TARA	Planes Conference Tables — Interior Leg – Rectangular	.218
TARA	Planes Training Table – Rectangular — Flip Top Table — Non-Flip Top Table	.182
TARA-D	Planes Table — Dual Disc Base – Rectangle	.174
TARA-XC	Planes Table — Dual X Base – Rectangle	.168
TARA-XG	Planes Table — Dual X Base – Rectangle	.168
TARD	Planes End Supported Top – D-Shape Convergent (for use with Column Base)	.260
TARN	Planes Conference Table — Interior Leg – Round, Square, Rectangular	.214
TARN	Planes Conference Table Top – Round, Square, Pebble (for use with Column Base)	.247
TARN-NDN	Planes Table — Disc Base	.166
TARN-NXC	Planes Table — X Base	.164
TARP	Planes Collaborative Table — Y-Leg – Pebble — Flip Top Table — Non-Flip Top Table	.158
TARP	Planes Conference Table — Interior Leg – Pebble	.220
TARP	Planes Conference Table — Interior Leg – Pebble — Three-Piece Top	.232
TARP	Planes Conference Table — Interior Leg – Pebble — Two-Piece Top	.226
TARP	Planes Conference Table Top – Pebble (for use with Column Base)	.251
TARP	Planes Conference Table Top – Round, Square, Pebble (for use with Column Base)	.247
TARP-D	Planes Table — Dual Disc Base – Pebble	.178

# Index

<b>Product Code</b>	<b>Product Description</b>	<b>Page</b>
TARP-NDN	Planes Table — Disc Base	.166
TARP-NXG	Planes Table — X Base	.164
TARP-XC	Planes Table — Dual X Base – Pebble	.172
TARP-XG	Planes Table — Dual X Base – Pebble	.172
TARQ	Planes Conference Table — Interior Leg – Round, Square, Rectangular	.214
TARQ	Planes Conference Table — Perimeter Leg – Square, Rectangular – 2”(51mm) Edge	.236
TARQ	Planes Conference Table Top – Round, Square, Pebble (for use with Column Base)	.247
TARQ-NDN	Planes Table — Disc Base	.166
TARQ-NXC	Planes Table — X Base	.164
TARU	Planes End Supported Top – Rectangular Conference End (for use with Column Base)	.261
TARX	Planes Collaborative Table — Y-Leg – Hexagon — Flip Top Table — Non-Flip Top Table	.159
TARX	Planes Conference Table — Interior Leg – Hexagon	.222
TARX	Planes Conference Table — Interior Leg – Hexagon — Three-Piece Top	.234
TARX	Planes Conference Table — Interior Leg – Hexagon — Two-Piece Top	.228
TARX	Planes Conference Table Top – Hexagon (for use with Column Base)	.254
TARX-D	Planes Table — Dual Disc Base – Hexagon	.176
TARX-XC	Planes Table — Dual X Base – Hexagon	.170
TARX-XG	Planes Table — Dual X Base – Hexagon	.170
TARY	Planes End Supported Top – Key Conference (for use with Column Base)	.262
TATP	Planes Training Table – Trapezoid — Flip Top Table — Non-Flip Top Table	.185
TAWB	Cultivate Table Wire Management – Wire Management Basket	.25
TCBN	Jive Table — Post Extruded Base – Crescent	.70
TCBN-SNV	Jive Table — Post Round Base – Crescent	.87
TCHP	Jive Table — Post Extruded Base – Half Pebble	.72
TCHP	Jive Table — Post Round Base – Half Pebble	.89
TCHP-SNG	Jive Table — Bridge Base – Half Pebble	.112
TCHT	Jive Table — Post Extruded Base – Half Racetrack	.71
TCHT	Jive Table — Post Round Base – Half Racetrack	.88
TCHT-SNG	Jive Table — Bridge Base – Half Racetrack	.110
TCHX-SNG	Jive Table — Bridge Base – Half Hexagon	.114
TCRA	Jive Table — Post Extruded Base – Rectangle	.63
TCRA-SNB	Jive Table — C-Leg — Round – Rectangle	.118
TCRA-SNC	Jive Table — C-Leg — Extruded – Rectangle	.115
TCRA-SND	Jive Table — Disc Base – Rectangle	.127
TCRA-SND	Jive Table — Dual Disc Base – Rectangle	.129
TCRA-SNF	Jive Table — T-Leg — Round – Rectangle	.139
TCRA-SNFH4	Jive Table — T-Leg (Round or Extruded) — Flip Base – Rectangle	.146
TCRA-SNG	Jive Table — Bridge Base – Rectangle	.104
TCRA-SNH	Jive Table — C-Leg (Round or Extruded) — Flip Base – Rectangle	.121
TCRA-SNT	Jive Table — T-Leg — Extruded – Rectangle	.132
TCRA-SNV	Jive Table — Post Round Base – Rectangle	.80
TCRA-SNX	Jive Table — X-Base – Rectangle	.96
TCRA-SNXF	Jive Table — X-Base – Rectangle	.96
TCRN	Jive Table — Disc Base – Pneumatic Adjustment — Round — Square — Pebble	.131
TCRN	Jive Table — Post Extruded Base – Round	.56
TCRN-SND	Jive Table — Disc Base – Round	.123
TCRN-SNG	Jive Table — Bridge Base – Round	.98
TCRN-SNV	Jive Table — Post Round Base – Round	.73
TCRN-SNXF	Jive Table — X-Base – Round	.90
TCRP	Jive Table — Disc Base – Pneumatic Adjustment — Round — Square — Pebble	.131
TCRP-3048-SNG	Jive Table — Bridge Base – Pebble	.100
TCRP-3060	Jive Table — Post Extruded Base – Pebble	.60

# Index

<b>Product Code</b>	<b>Product Description</b>	<b>Page</b>
TCRP-3060-SNV	Jive Table — Post Round Base – Pebble	.77
TCRP-4242	Jive Table — Post Extruded Base – Pebble	.60
TCRP-4242-SNV	Jive Table — Post Round Base – Pebble	.77
TCRP-5454-SNG	Jive Table — Bridge Base – Pebble	.100
TCRP-SND	Jive Table — Disc Base – Pebble	.126
TCRP-SND	Jive Table — Dual Disc Base – Pebble	.128
TCRP-SNF	Jive Table — T-Leg — Round – Pebble	.142
TCRP-SNT	Jive Table — T-Leg — Extended – Pebble	.135
TCRP-SNX	Jive Table — X-Base – Pebble	.94
TCRP-SNXF	Jive Table — X-Base – Pebble	.94
TORQ	Jive Table — Disc Base – Pneumatic Adjustment — Round — Square — Pebble	.131
TORQ	Jive Table — Post Extruded Base – Square	.58
TORQ-SND	Jive Table — Disc Base – Square	.125
TORQ-SNG	Jive Table — Bridge Base – Square	.99
TORQ-SNV	Jive Table — Post Round Base – Square	.75
TORQ-SNX	Jive Table — X-Base – Square	.92
TORQ-SNXF	Jive Table — X-Base – Square	.92
TORT	Jive Table — Post Extruded Base – Racetrack	.66
TORT-SND	Jive Table — Dual Disc Base – Racetrack	.130
TORT-SNE	Jive Table — T-Leg — Round – Racetrack	.143
TORT-SNG	Jive Table — Bridge Base – Racetrack	.107
TORT-SNT	Jive Table — T-Leg — Extruded – Racetrack	.136
TORT-SNV	Jive Table — Post Round Base – Racetrack	.83
TCTP	Jive Table — Post Extruded Base – Trapezoid	.68
TCTP-SNF	Jive Table — T-Leg — Round – Trapezoid	.144
TCTP-SNT	Jive Table — T-Leg — Extruded – Trapezoid	.137
TCTP-SNV	Jive Table — Post Round Base – Trapezoid	.85
THLD	Immerse — Ledge Table – Rectangle – Painted Legs	.26
THLD	Immerse — Ledge Table – Rectangle – Wood Legs	.27
THRA	Immerse — Single Table – Rectangle – Painted Legs	.46
THRA	Immerse — Single Table – Rectangle – Wood Legs	.50
THRA	Immerse — Stack Table – Rectangle – Painted Legs	.52
THRD	Immerse — Overlap Table – Rectangle/Round – Painted Legs	.30
THRD	Immerse — Overlap Table – Rectangle/Round – Wood Legs	.35
THRD	Immerse — Shift Table – Rectangle/Round – Painted Legs	.39
THRD	Immerse — Shift Table – Rectangle/Round – Wood Legs	.42
THRL	Immerse — Overlap Table – Rectangle/Ledge – Painted Legs	.32
THRL	Immerse — Overlap Table – Rectangle/Ledge – Wood Legs	.37
THRN	Immerse — Single Table – Round – Painted Legs	.44
THRN	Immerse — Single Table – Round – Wood Legs	.48
THRQ	Immerse — Single Table – Square – Painted Legs	.45
THRQ	Immerse — Single Table – Square – Wood Legs	.49
THRR	Executive Wood Tables – Rectangle/Rectangle – Painted Legs	.38
THRR	Immerse — Overlap Table – Rectangle/Rectangle – Painted Legs	.28
THRR	Immerse — Overlap Table – Rectangle/Rectangle – Wood Legs	.33
THRR	Immerse — Shift Table – Rectangle/Rectangle – Wood Legs	.41
THRT	Immerse — Single Table – Racetrack – Painted Legs	.47
THRT	Immerse — Single Table – Racetrack – Wood Legs	.51
THTD	Immerse — Overlap Table – Racetrack/Round – Painted Legs	.31
THTD	Immerse — Overlap Table – Racetrack/Round – Wood Legs	.36
THTD	Immerse — Shift Table – Racetrack/Round – Painted Legs	.40
THTD	Immerse — Shift Table – Racetrack/Round – Wood Legs	.43

# Index

<b>Product Code</b>	<b>Product Description</b>	<b>Page</b>
TPAP	PopUp Table Accessories – Accent Plate	.278
TPRA-SNA	PopUp Table – Rectangle	.272
TPRP-SNA	PopUp Table – Oval (Rectangular Radius Corner)	.274
TPRT-SNA	PopUp Table – Racetrack	.276
TPVW	PopUp Table Accessories – Vertical Wire Channel – Leg Attached	.278
TVBN-LJSNR	Jive Table — Swivel Base – Crescent	.151
TVCE-LJSNRE	Jive Table — Swivel Base – Corner, Extended	.153
TVCX-LJSNRP	Jive Table — Swivel Base – Corner, Transitional Extended	.152
TVRA-LJSNR	Jive Table — Swivel Base – Rectangle	.149
TVRQ-LJSNR	Jive Table — Swivel Base – Square	.148
TVTP-LJSNR	Jive Table — Swivel Base – Trapezoid	.150
TYBA-NNNNNG4A	Cultivate Table Frames	.23
TYBA-NNNNNG7A	Cultivate Table Frames	.23
TYRA-LJMN	Cultivate Table Tops – For use with Storage	.22
TYRA-LJMN	Cultivate Table Tops – No Storage	.21
TYRA-LJSN	Cultivate Table Tops – For use with Storage	.22
TYRA-LJSN	Cultivate Table Tops – No Storage	.21
TYRA-WKMN	Cultivate Table Tops – For use with Storage	.22
TYRA-WKMN	Cultivate Table Tops – No Storage	.21
TYRA-WKSN	Cultivate Table Tops – For use with Storage	.22
TYRA-WKSN	Cultivate Table Tops – No Storage	.21
TYVW	Cultivate Wire Management – Vertical Wire Channel - Leg Attached	.25
TZRN-L	Compose Table – Round — Post Base	.18
TZRN-W	Compose Table – Round — Post Base	.18
WQAG-PS	Planes Training Table Accessories – Grommet	.200
XZAM-1S	Masters Series Table – Round	.154
ZUBW-0000-PN	Planes Conference Table End Supported Top Bracket – Wall Mount Bracket	.266
ZZBA-0000-PL	Planes Conference Table End Supported Top Bracket – Side/Corner Bracket	.266
ZZBA-0000-PLF	Planes Conference Table End Supported Top Bracket – Side Bracket for use with Knife Edge	.266
ZZBA-0000-PR	Planes Conference Table End Supported Top Bracket – Side/Corner Bracket	.266
ZZBA-0000-PRF	Planes Conference Table End Supported Top Bracket – Side Bracket for use with Knife Edge	.266

# Product Compatibility and Limited Warranty Policy

## Great Expectations

You have them as a Haworth customer and so do we. And because we value our customers, we cover our products with the Haworth North America Product Compatibility and Limited Warranty Policy.

## Our Commitment To Product Compatibility – Integrated Product Platforms

As a market leader in the design and manufacture of workspaces that adapt to change, we strive to maintain product compatibility within our various generations of integrated product platforms. This benefits the customer who desires to update or modify their work environment. It also benefits the customer needing to replace a product due to damage or other reasons but which is no longer manufactured or is otherwise unavailable, such as a fabric or finish that is discontinued because of changing market preferences. In both circumstances, we often can provide products with comparable function and performance.

## Our Commitment To Product Quality – The Haworth North America Limited Warranty

To ensure customer satisfaction and peace of mind, we stand behind our products with the Haworth North America Limited Warranty. To review the current version of the limited warranty including its terms and conditions, please go to:

**[www.haworth.com/warranty](http://www.haworth.com/warranty) or contact [OneTouch@Haworth.com](mailto:OneTouch@Haworth.com) or 1 877 429 6784.**

## Warranty Requests or Questions

For questions or service requests pertaining to the Haworth Limited Warranty, please contact your Haworth dealer.

If you are unsure who your dealer is, please contact **[OneTouch@Haworth.com](mailto:OneTouch@Haworth.com) or 1 877 429 6784.**

# Terms of Sale

The Terms of Sale apply to all products in the North America Price Lists. To review the current version of the North American Terms of Sale, please go to:

**[www.haworth.com/terms-of-sale](http://www.haworth.com/terms-of-sale) or contact [OneTouch@Haworth.com](mailto:OneTouch@Haworth.com) or 1 877 429 6784.**

# HAWORTH

HAWORTH® is a registered trademark of Haworth, Inc.

© Haworth, Inc. All rights reserved. 2025 3.25

[haworth.com](http://haworth.com) | 800 344 2600