

HAWORTH

Prices in this book increased on July 1, 2021 and will increase again December 1, 2021 by various amounts. Please use Specification Tools for pricing.

RUSH

North America Price List / Specification Guide – December 2021



This price list is based upon Haworth's February 2021 commercial pricing.
GENERAL SERVICES ADMINISTRATION FEDERAL SUPPLY SERVICE
Authorized Federal Supply Scheduled Price List (Catalog) Office Furniture, Wood Casegoods and Tables
(FSC Group 71, Part I, FSC Classes 7105, 7110, 7125 and 7195)
Contract No: GS-03F-057DA | Contract Period: February 8, 2016 – February 7, 2026 | Business: Large
Contractor: Haworth, Inc. | One Haworth Center | Holland, MI 49423-9576 | 1.616.393.3000

Electronic Update Page – RUSH Price List

- The table below lists all of the updates and addendums added to this price list since the original version was created.
- All **Update** pages will replace the existing pages within the document.
- All **New** pages will be placed at the back of the document.

Link	Date	Page	Description
Click Here	July 2021	All Price List Pages	New – Effective July 1, 2021, prices in the RUSH Price Book will increase.
Click Here	Sept 2021	Warranty Page	Update – Warranty Page Updated.
Click Here	Dec 2021	All Price List Pages	Update – Prices in this book increased on July 1, 2021 and will increase again December 1, 2021. See front cover for percentages



This Haworth North American price book contains US list prices.

Canadian customers can convert the US list price into their Canadian equivalent by going to www.Haworth.com/Canada to find the current Canadian multipliers. These multiplier factors allow you to convert the US list price into a Canadian list price.

HAWORTH, INC.
GENERAL SERVICES ADMINISTRATION
FEDERAL ACQUISITION SERVICES

Authorized Federal Supply Schedule
Furniture
(FSC Group 71, FSC Classes 7105, 7110, 7125 and 7195)

Contract Number: GS-03F-057DA
Contract Start Date: February 8, 2016
Contract End Date: February 7, 2026
Contractor: HAWORTH, INC.
One Haworth Center
Holland, MI 49423-9576
1-616-393-3000
<http://www.haworth.com/government>
Business Size: Large

Information for Ordering Activities
I-FSS-600

Online access to Haworth's Authorized Federal Supply Schedule contract ordering information, terms and conditions, and up-to-date product and discount listing can be found at GSA Advantage, eLibrary link [here](#).

Table of Contents

Statement of Line

Statement of Line	6
-------------------------	---

Compose Full Panel Frames

Compose Full Panel Frames	14
---------------------------------	----

Compose Individual Tiles

Fabric Tile	16
Fabric Tile — Technology Access / Double	18

Compose Panel Accessories

Full Height Trim and Corner Connectors	19
3-Way Intersection	20
4-Way Intersection	20
Variable Height Trim	21
Corner Block Assembly – 90°	22
Steel Trim Top Cap Aligner Clip	22
Steel Trim End-of-Run Bottom Bracket Clip	22
Aligner/Light Block	23
Half Aligner/Light Block	23
Vertical Light Block	23

Compose Electrical Components

Base Feed Module – Hardwire Connection	24
Top Feed Module	25
Infeed Harness	26
Raceway Retrofit Kit	27
Raceway Covers	28
Flexible Power Connector – Straight Span, Raceway/ Work-height	29
Triplex Receptacles – 15 Amp	30
Receptacle Blank Cover	30
Data Blank Cover	30

Compose Adaptable Upper Storage

Overhead Storage Unit, Standard Mount – Painted Door	31
Overhead Storage Unit / Shelf Gang Clip	31

Compose Connections Frame

Non-Powered	32
Powered	33

Compose Connections Individual Tiles

Fabric Tile — Standard Core	34
Fabric Tile — Technology Access / Double	35

Compose Connections Frame Leg

In-Line and End-of-Run Condition	36
2-, 3-, 4-Way Intersection	36

Compose Connections

End-of-Run Trim	37
90° Trim and Corner Connectors	38
90° Trim and Corner Connectors — No Top Cap	39

Compose Connections Electrical Components

Infeed Harness — Compose Connections only	40
Top Feed Module — Compose Connections only	41
End-of-Run Top Feed Module — Compose Connections only	42
Power Retrofit Kit — Compose and Compose Connections	43

Compose & Compose Connections Panel Accessories

Top Trim	44
Work Rail Top Trim	45

Compose Connections Brackets

Work Rail Top Trim Off-Modular Bracket	46
Worksurface Support Connections Cantilever Bracket	46
Connections Side/Corner Bracket	46

Adaptable Worksurfaces

Rectangular	47
-------------------	----

Worksurface Support

Standard Cantilever Bracket	50
Side/Corner Bracket	50
Flush Mount Plate	50
Pedestal-to-Panel Bracket	50
P-Leg	51
Double Support Leg	51
Worksurface Support Panels	52
Anti Dislodgement Bracket for use with Worksurface Support Panels	52
Single Support Leg	53

Worksurface Accessories

Worksurface Reinforcement Bar	54
-------------------------------------	----

Electrical Components

Power Tap — Corded Horizontal and Vertical	55
Power Tap Bracket — Fixed	55

Lighting — Haworth Collection

Brazo Table Light	56
Pixo Table Light	56
LIM Table Light	57
LIM Mounted Lighting	57
Reed Premier™ Stand-Alone LED Task Light	58

Work Tools

Rail Mount — Single Side	59
Territory Screen — End-of Run	59
Territory Screen — Shared	59
Paper Tray — Landscape	60
Tool Cup	60
Hanging Sorter	60
Mini Shelf	60
Tool Cup	61
Paper Sorter	61
Letter Tray	61
Letter Tray Stacking Kit	61

X Series Pedestals

Attached Pedestal	62
Mobile Pedestal	63

X Series Pedestal Accessories

Pedestal Cushion Kit	64
----------------------------	----

X Series 1.5H Filing & Storage

1.5H Lateral File – Proud Front	65
1.5H Open Storage Case – Proud Top	66
Cushion	67
Base Liner	67

X Series Lateral Files — Attached

2H Lateral File – Proud Style	68
-------------------------------------	----

X Series Lateral Files — Freestanding


2H Lateral File – Proud Style	69
3H Lateral File – Proud Style	70
4H Lateral File – Proud Style	71
5H Lateral File – Proud Style	72

Table of Contents

X Series Lateral Files			
File Top	73	WorkFit Single LCD Monitor Kit	96
Common File Top	73	WorkFit Dual Monitor Kit	96
		WorkFit LCD & Laptop Kit	96
X Series Accessories		Ergotron WorkFit — Anti-Fatigue Floor Mat	
Front-to-Back Hanging Bars	74	Ergotron WorkFit — Anti-Fatigue Floor Mat	97
Dividers	74	Ergotron Neo-Flex Laptop Cart	
Compressor	74	Ergotron Neo-Flex Laptop Cart	98
Counterweight	74	Ergotron Teachwell® Mobile Digital Workspace	
Ergotron Monitor Arms		Ergotron Teachwell® Mobile Digital Workspace	99
HX Single Arm	75	Ergotron LearnFit	
HX Dual Arm	75	LearnFit Desk	100
HX Triple Monitor Bow Kit	76	Ergotron Zip 12 Charging	
LX Desk Mount Single Arm	77	Ergotron Zip 12 Charging	101
LX Desk Mount Dual Arm	77	Hop Table — Rectangular	
LX Sit-to-Stand Mount Single Arm	78	Laminate – Single Stage Electric Adjustment with T-leg Base ...	102
Dual Direct Arm	79	Laminate – Dual Stage Electric Adjustment for T-leg Base	103
Dual Direct Handle Kit	79	Hop Table — Base Only	
Ergotron Monitor Arm Accessories		Two Leg	104
LX Extension	80	Single Stage	104
LX Sit-to-Stand Extension	80	Dual Stage	104
LX Pole Collar	80	Belong Screens	
LX Arm, Extension and Collar Kit	80	Height Adjustable Tables	105
Ergotron Monitor Arms		Fern Value Model	
Single Arm	81	Task Chair with 4D Arms — Plastic Base Model	106
Dual Monitor and Handle Kit	82	Fern	
Neo-Flex	83	Task Chair — Plastic Base Model	107
Neo-Flex Extend	83	Task Chair — Aluminum Base Model	108
Neo-Flex Tablet	83	Zody Value Model	
Ergotron WorkFit-A		Task Chair with 4D Arms	109
Single Attached Sit-Stand Workstation	84	Zody	
Dual Attached Sit-Stand Workstation	85	Task Chair	110
Ergotron WorkFit-S		Very Task Value Model	
Single Attached Sit-Stand Workstation	86	Task Chair with 4D Arms	111
Dual Attached Sit-Stand Workstation	87	Very Task	
Ergotron WorkFit-SR		Task Chair	112
Dual Attached Sit-Stand Workstation	88	Soji	
Ergotron WorkFit-T		Task Chair — Plastic Base	113
Desktop Sit-Stand Workstation	89	Improv Series	
Ergotron WorkFit-TL		Improv H.E. Mid-Back Chair	114
Desktop Sit-Stand Workstation	90	Finish/Color Legends	
Ergotron WorkFit-LX		Finish/Color Legend	115
Sit-Stand Desk Mount System	91	Lifetime Product Warranty	Inside Back Cover
Ergotron WorkFit — Accessories			
Grommet Mount	92		
Conversion Kit Single HD to Dual	92		
Worksurface	93		
Large Keyboard Tray	93		
Tablet/Document Holder	93		
Grommet Mount	93		
Conversion Kit: Dual to LCD & Laptop	94		
Conversion Kit: LCD & Laptop to Dual	94		
Tall-User Kit for WorkFit Dual	94		
Deep Keyboard Tray	95		
Corner Keyboard Tray	95		

Statement of Line

Compose Full Panel Frames — Pages 14-15

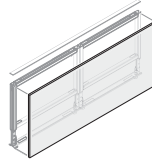


VZFF
Base Raceway Power

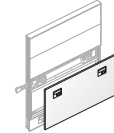
Compose Individual Tiles — Pages 16-18



VZTI-FNN
Fabric Tile

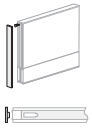


VZTI-FNC
Fabric Tile

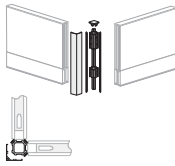


VZTI-F2N
Fabric Tile
Technology Access/Double

Compose Panel Accessories — Pages 19-23



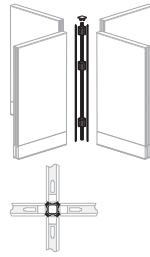
VZCE
Full Height Trim and
Corner Connectors



VZCL
Full Height Trim and
Corner Connectors



VZCT
Full Height Trim and
Corner Connectors



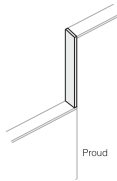
VZCX
Full Height Trim and
Corner Connectors



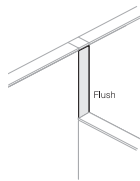
VZCT-AN
3-Way Intersection
(No Corner Top Cap)




VZCX-AN
4-Way Intersection
(No Corner Top Cap)



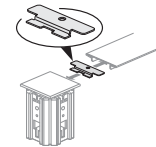
VZVE-P
Variable Height Trim



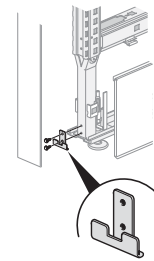
VZVT-P
Variable Height Trim



VZCS-0000
Corner Block Assembly - 90°



VZCC-000-H
Steel Trim Top Cap Aligner Clip



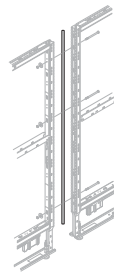
VZCE-0000-H
Steel Trim End-of-Run Bottom
Bracket Clip



VZAL
Aligner/Light Block



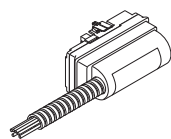
VZAL
Half Aligner/Light Block



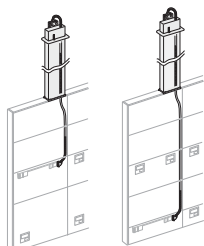
VZAL-1600
Vertical Light Block
(Between Panel)

Statement of Line

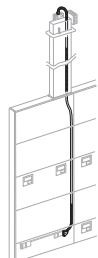
Compose Electrical Components — Pages 24-30



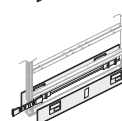
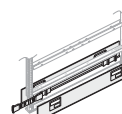
VZEB-0000-3
VZEB-0000-H2
VZEB-0000-H4
Base Feed Module - Hardwire Connection



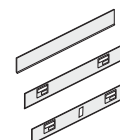
VZET-3T
VZET-2T
VZET-4T
VZET-3W
VZET-2W
VZET-4W
Top Feed Module



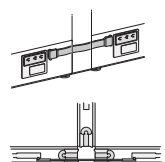
VZEH-0000-3
VZEH-0000-2
VZEH-0000-4
Infeed Harness



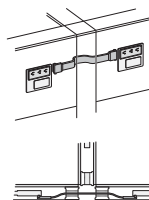
VZEK-3BB
VZEK-4BB
Raceway Retrofit Kit



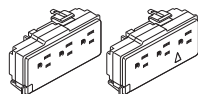
VZEK-NBB
Raceway Covers



VZEF-OR0S
Flexible Power Connector - Straight Span, Raceway/Work-height Base straight span condition



VZEF-OR0S
Flexible Power Connector - Straight Span, Raceway/Work-height Beltline or below worksurface height straight span condition



VZER
Triplex Receptacles - 15 Amp

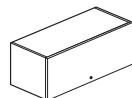


VZAR-0000
Receptacle Blank Cover



VZAD-0000-R
Data Blank Cover

Compose Adaptable Upper Storage — Page 31

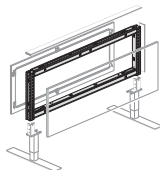


UZFS-PM
Overhead Storage Unit, Standard Mount - Painted Door

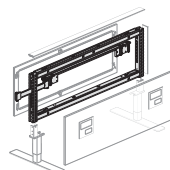


NUB-1
Overhead Storage Unit/Shelf Gang Clip

Compose Connections Frame — Pages 32-33

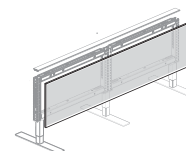


VZFS
Non-Powered Frame

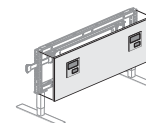


VZFS
Powered Frame

Compose Connections Individual Tiles — Pages 34-35

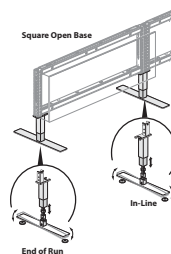


VZTI-FNN
VZTI-FNC
Fabric Tile - Standard Core

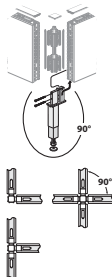


VZTI-F2N
Fabric Tile - Technology Access/Double

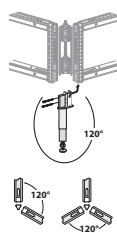
Compose Connections Frame Leg — Page 36



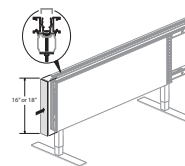
VZLL
In-Line and End-of-Run Condition



VZLL
2-, 3-, 4-Way Intersection



VZLL
2-, 3-, 4-Way Intersection

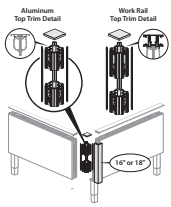


VZCE
End-of-Run Trim

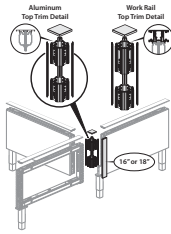
Compose Connections End-of-Run Trim — Page 37

Statement of Line

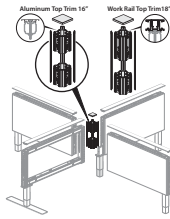
Compose Connections 90° Trim and Corner Connectors — Pages 38-39



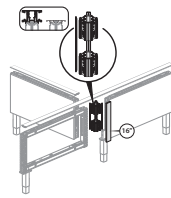
VZCL
90° 2-Way Trim and Corner Connectors



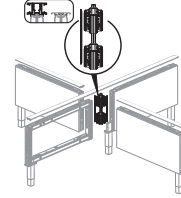
VZCT
90° 3-Way Trim and Corner Connectors



VZCX
90° 4-Way Trim and Corner Connectors

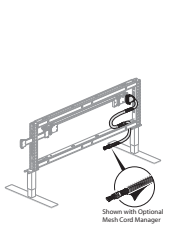


VZCT
90° 3-Way Trim and Corner Connectors - No Top Cap

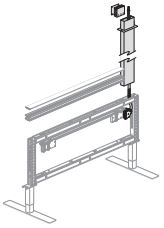


VZCX
90° 4-Way Trim and Corner Connectors - No Top Cap

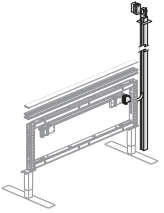
Compose Connections Electrical Components — Pages 40-43



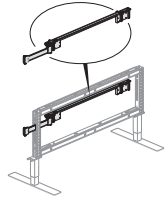
EUEH
Infeed Harness - Compose Connections only



VZET-3TA
VZET-2TA
VZET-4TA
Top Feed Module - Compose Connections only



VZET-3TE
VZET-2TE
VZET-4TE
End-of-Run Top Feed Module - Compose Connections only

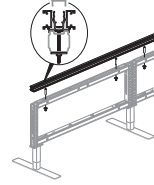


VZEK-3
VZEK-2
VZEK-4
Power Retrofit Kit - Compose and Compose Connections

Compose & Compose Connections Panel Accessories — Pages 44-45

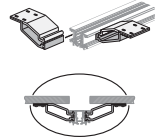


VZCC
Top Trim

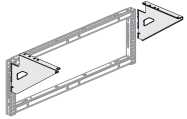


VZCC-AG
Work Rail Top Trim

Compose Connections Brackets — Page 46



ZZBD
Work Rail Top Trim Off-Modular Bracket

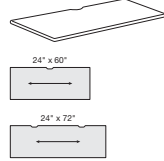


ZZBD
Worksurface Support Connections Cantilever Bracket



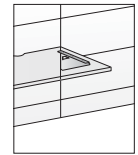
ZZBA
Connections Side/Corner Bracket

Adaptable Worksurfaces — Pages 47-49

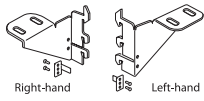


WURA
Rectangular

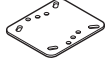
Worksurface Support — Pages 50-53



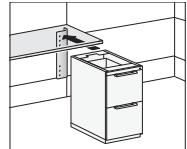
ZZBD
Standard Cantilever Bracket



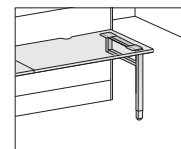
ZZBA-0000-PR
ZZBA-0000-PL
Side/Corner Bracket



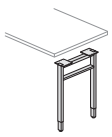
ZUBF-0000-PN
Flush Mount Plate



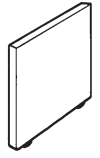
ZZBN
Pedestal-to-Panel Bracket



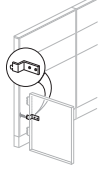
ZZFJ
P-Leg



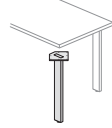
ZZFK
ZZFD
Double Support Leg



ZZFS
Support Panel



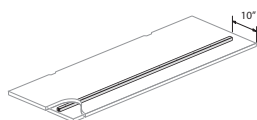
ZZBF-0000-P
Anti Dislodgement Bracket for use with Worksurface Support Panels



ZZFJ
Single Support Leg

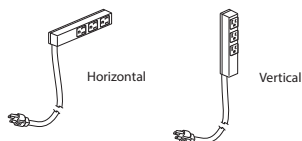
Statement of Line

Worksurface Accessories — Page 54

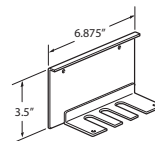


WUAR-PHS
Worksurface Reinforcement Bar

Electrical Components — Page 55



EUET-0000-1M3N
Belong
Power Tap - Corded Horizontal
and Vertical

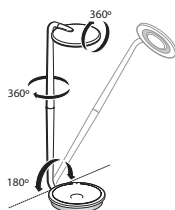


ZUAP-0000-PFD
Belong
Power Tap Bracket - Fixed

Lighting - Haworth Collection — Pages 56-58



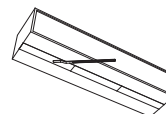
LBJ1
Brazo Table Light



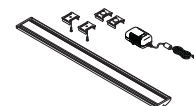
LUPT
Pixo Table Light



LLL2
LIM Table Light with Pivot

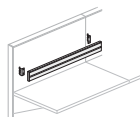


LLU2
LIM Mounted Lighting
Under Shelf



LUTS-0017-19ULDS
Reed Premier™ Stand-Alone
LED Task Light

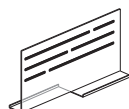
Work Tools — Pages 59-61



KUR1-0424-PZN
Belong
Rail Mount - Single Side



KUTS-E
Belong
Territory Screen -
End-of-Run



KUTS-S
Belong
Territory Screen - Shared



KUPT-0913-H
Belong
Paper Tray - Landscape



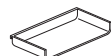
KUPT-0913-F
Belong
Paper Tray - Landscape



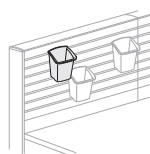
KUTC-0000-H
Belong
Tool Cup



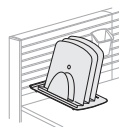
KUHS-0000-H
Belong
Hanging Sorter



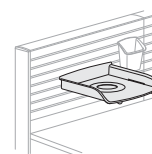
KUSH-0408-H
Belong
Mini Shelf



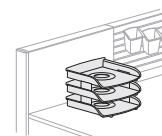
DTWC-2
Jump Stuff
Tool Cup



DTPR-3
Jump Stuff
Paper Sorter

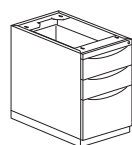


DTLT-2
Jump Stuff
Letter Tray

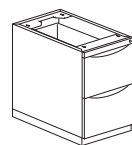


DTLS-2
Jump Stuff
Letter Tray Stacking Kit

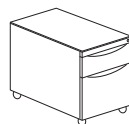
X Series Pedestals — Pages 62-64



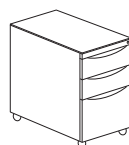
JPAH-S1
Attached Pedestal



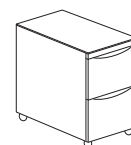
JPAJ-S1
Attached Pedestal



JPMA-S1
Mobile Pedestal



JPMH-S1
Mobile Pedestal



JPMJ-S1
Mobile Pedestal



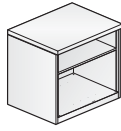
JCTB-S1
Pedestal Cushion Kit

Statement of Line

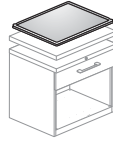
X Series 1.5H Filing & Storage — Pages 65-67



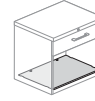
JLPD-S1
Lateral File - Box - File Proud Front



JSPN
Open Storage Case - Open Proud Top

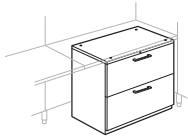


JPFC-F
Cushion

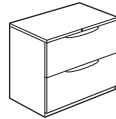


JNAB-S
Base Liner

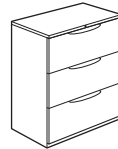
X Series Lateral Files — Pages 68-73



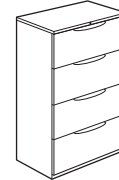
JLPD-S1A
Attached
2H Lateral File - Proud Style



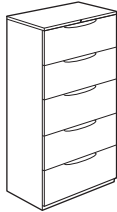
JLPD-S1
Freestanding
2H Lateral File - Proud Style



JLPD-S1
Freestanding
3H Lateral File - Proud Style



JLPD-S1
Freestanding
4H Lateral File - Proud Style



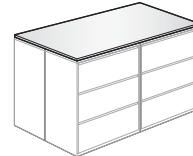
JLPD-S1
Freestanding
5H Lateral File - Proud Style



JTPL-1830
Laminate File Top - for use
with Proud Fronts

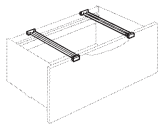


JTPL-1860
Common File Laminate Top - for use
with Proud Fronts

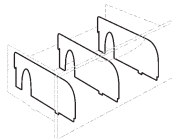


JTPL-3660
Common File Laminate Top - for use
with Proud Fronts

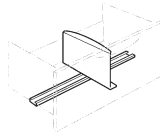
X Series Accessories — Page 74



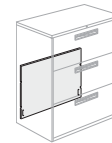
JFFA-15
Front-to-Back Hanging Bars



JFDA-15
Dividers

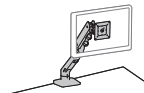


JFCA
Compressor



JFWA
Counterweight

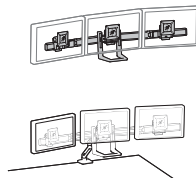
Ergotron Monitor Arms — Pages 75-79



45-475
45-478
Single HX Arm



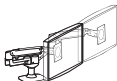
45-476
45-479
Dual HX Arm



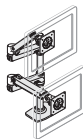
98-009-026
98-009-216
HX Triple Monitor Bow Kit



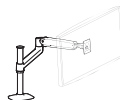
45-241-026
45-490-216
45-295-026
LX Desk Mount Single Arm



45-245-026
45-491-216
LX Desk Mount Dual Arm



45-248-026
45-492-216
LX Desk Mount Dual Arm



45-360-026
45-384-026
LX Sit-to-Stand Mount
Single Arm



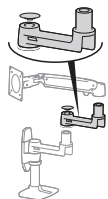
45-489
LX Desk Dual Direct Arm



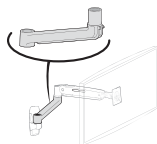
98-037-062
LX Desk Dual Direct Handle Kit

Statement of Line

Ergotron Monitor Arm Accessories — Page 80



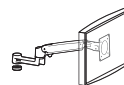
45-289-026
LX Extension



45-362-026
LX Sit-to-Stand Extension



97-844
LX Pole Collar

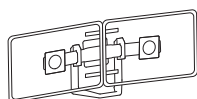


97-940-026
LX Arm, Extension and Collar Kit

Ergotron Monitor Arms — Pages 81-83



45-214-026
MX Desk Mount Single Arm



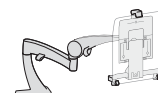
97-783
Dual Monitor and Handle Kit



45-174-300
Neo-Flex



45-235-194
Neo-Flex Extend

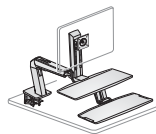


45-306-101
Neo-Flex Tablet

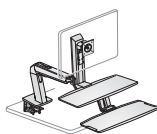
Ergotron WorkFit-A - Attached Sit-Stand Workstation — Pages 84-85



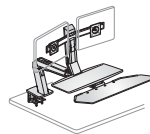
24-317-026
Single LD with Worksurface



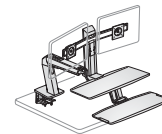
24-390-026
Single LD with Suspended Keyboard



24-391-026
Single HD with Suspended Keyboard

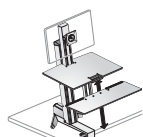


24-316-026
Dual

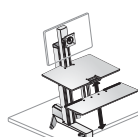


24-392-026
Dual

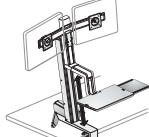
Ergotron WorkFit-S - Attached Sit-Stand Workstation — Pages 86-87



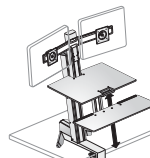
33-350-200
Single



33-351-200
Single

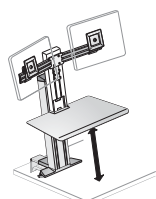


33-341-200
Dual



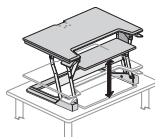
33-349-200
33-349-211
Dual

Ergotron WorkFit-SR - Attached Sit-Stand Workstation — Page 88

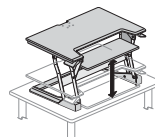


33-407-085
33-407-062
Dual

Ergotron WorkFit - Desktop Sit-Stand Workstation — Pages 89-90

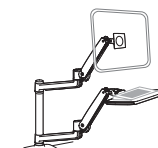


33-397-085
33-397-062
WorkFit-T



33-406-085
33-406-062
33-418-085
WorkFit-TL

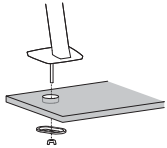
Ergotron WorkFit LX - Sit-Stand Desk Mount System — Page 91



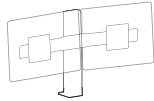
45-405-026

Statement of Line

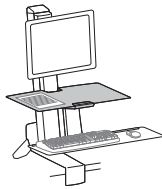
Ergotron Accessories — Pages 92-96



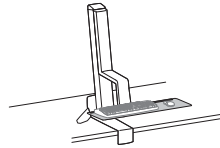
97-692
WorkFit-A
Grommet Mount



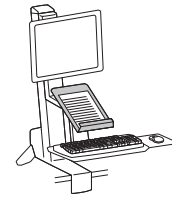
97-606
WorkFit-A
Conversion Kit Single HD
to Dual



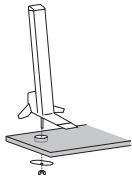
97-581-019
WorkFit-S
Worksurface



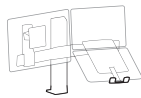
97-653
WorkFit-S
Large Keyboard Tray



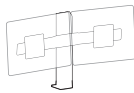
97-558-200
WorkFit-S
Tablet/Document Holder



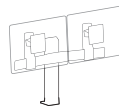
97-649-085
WorkFit-S
Grommet Mount



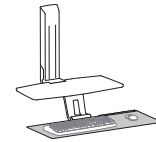
97-617
WorkFit-A/WorkFit-S
Conversion Kit: Dual
to LCD & Laptop



97-616
WorkFit-A/WorkFit-S
Conversion Kit: LCD &
Laptop to Dual



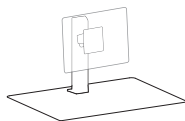
97-615
WorkFit-A/WorkFit-S
Tall-User Kit for WorkFit Dual



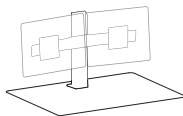
97-897
WorkFit-A/WorkFit-S
Deep Keyboard Tray



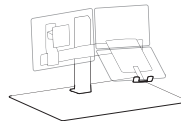
97-898
WorkFit-A/WorkFit-S
Corner Keyboard Tray



97-935-062
WorkFit-T/WorkFit-TL
WorkFit Single LCD Monitor Kit




97-934-062
WorkFit-T/WorkFit-TL
WorkFit Dual Monitor Kit

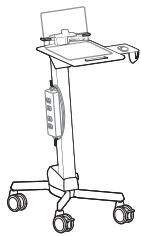


97-933-062
WorkFit-T/WorkFit-TL
WorkFit LCD & Laptop Kit

Ergotron — Pages 97-101



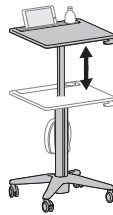
97-620-060
WorkFit - Anti-Fatigue Floor Mat



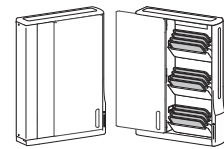
24-205-214
Neo-Flex Laptop Cart



24-220-055
**Teachwell® Mobile Digital
Workspace**

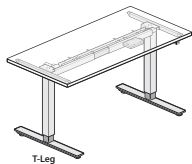


24-547-003
24-481-003
LearnFit Desk

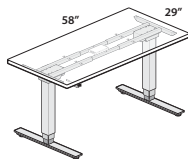


DM12-1006-1
Zip 12 Charging

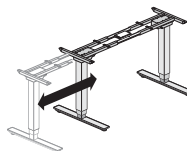
Hop Table — Pages 102-104



TVRA-LJSNTJ
**Rectangular
Laminate - Single Stage Electric
Adjustment with T-leg Base**

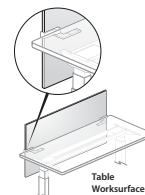


TVRA-LJSNTV
**Rectangular
Laminate - Dual Stage Electric
Adjustment for T-leg Base**



TVBA
**Base Only
Two Leg**

Belong Screens — Page 105



SUFB
Height Adjustable Tables

Statement of Line

Fern — Pages 106-108



SFT-U0-7S01A5
Value Model
Task Chair with 4D Arms -
Plastic Base Model



SFT-U0-7S01A
Task Chair -
Plastic Base Model



SFT-U0-7S01A
Task Chair -
Aluminum Base Model

Zody — Pages 109-110



SZT-20-711MA5
Value Model
Task Chair with 4D Arms



SZT-20-711MA1
Task Chair

Very Task — Pages 111-112



SCT-20-7115
Value Model
Task Chair with 4D Arms



SCT-20-7111
Task Chair

Soji — Page 113



SJT-20-711A
Task Chair - Plastic Base

Improv Series — Page 114

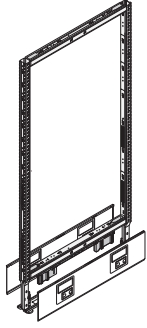


M231-1741
H.E. Mid-Back Chair

Compose Full Panel Frames

(Without Below Worksurface Power)

Compose Full Panel Frames



• Base Raceway Power

VZFF

NOTES:

- Powered frames with Power Distribution Assemblies (PDA) specified without raceway covers require separately specified base raceway covers or tiles to the floor.
- Some building codes may restrict the use of panel heights greater than 69" (1753mm). Consult your local code authority to assure that the furniture layout is compliant.

Features

- Includes non-powered or powered panel frame assembly, with or without base raceway covers, with connection hardware, leveling glides and carpet gripper and power distribution assembly/flex connector(s) when power is specified.
- Aligner/light blocks can be specified separately for increased rigidity for full-height fabric tiles or as a light block for segmented tiles for all tile surfaces.
- Frame thickness is 2" (51mm); overall panel thickness is 3" (76mm).
- Base raceway is 8" (203mm) high.
- Black finish on frame.
- Shipped assembled with pan, power and glides.

Specification Tips

- **Requires separately specified top trim.**
- **3-circuit and 4-circuit power available on 24" (610mm)- to 72" (1829mm)-wide only at base.**
- Segmented tile configurations require separately specified aligner/light blocks when two tiles align horizontally with each other.
- No Raceway Cover Option (N):
 - Frames may be non-powered or may have base raceway.
 - Require a separately specified tile to the floor in place of the base raceway cover.
- Frames will accept stacks (maximum 2) up to a combined height of 90" (2286mm).
- Flex connector provided for base powered panel frame, accommodate straight in-line, inside 90° conditions.
- **Receptacles for powered panels must be specified separately for each side.**
- Tiles are specified separately per each side.
- Refer to Compose Specification Guide for Planning with Structures.
- **Blank receptacles and data covers at base must be specified separately.**
- Do not mix 3-circuit and 6-circuit with 4-circuit components. Do not mix 2+2 and 3+1 components. Components have unique polarity key and color coding (3-circuit=black, 6-circuit=ivory, 2+2=blue and 3+1=green).
- 72" (1829mm) wide panel frames with a 72" (1829mm) wide worksurface requires additional worksurface support. Refer to Compose Specification Guide for details.
- High acoustical option available with separately specified High Acoustical Inserts.

To Order, Specify:

1) Product number, including:

1 Base Raceway Power Option

- N** Non-Powered
- 3** 3-Circuit, add **\$211.57** list
- 2** 4-Circuit 2+2, add **\$234.03** list
- 4** 4-Circuit 3+1, add **\$234.03** list

2 Raceway Cover Side One

- N** No Raceway Cover (tile to floor) - deduct **\$14.54** (list)
- H** Raceway Cover with knockouts (not available on 18" (457mm)-wide) (24" (610mm) has one set of knockouts on left side)
- B** Raceway Cover without knockouts

3 Raceway Cover Side Two

- N** No Raceway Cover (tile to floor) - deduct **\$14.54** (list)
- H** Raceway Cover with knockouts (not available on 18" (457mm)-wide) (24" (610mm) has one set of knockouts on left side)
- B** Raceway Cover without knockouts

- 2) Trim color for pan or leg cover.
- 3) Trim color for raceway cover side 1.
- 4) Trim color for raceway cover side 2.

Notes: Upcharge for mixed grade fabric or trim surfaces, refer to the electronic design and specification tools for pricing.

72" (1829mm) width is not available in 74" (1880mm) height.

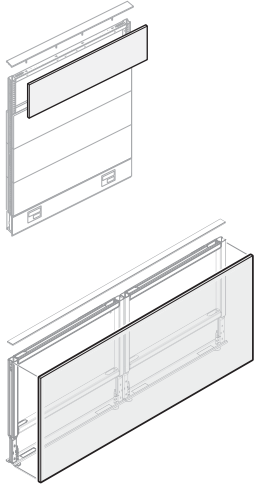
Compose Full Panel Frames

(Without Below Worksurface Power)

	Nominal Height	Width	Number ①②③	Trim A	Trim B	
Compose Full Panel Frames	34"(864mm)	18"(457mm)	VZFF-3418-N N ■ ■ NR	\$195.66	\$202.28	
		24"(610mm)	VZFF-3424-N ■ ■ ■ NR	215.49	224.77	
	30"(762mm)	18"(457mm)	VZFF-3430-N ■ ■ ■ NR	235.32	247.26	
		24"(610mm)	VZFF-3436-N ■ ■ ■ NR	255.15	269.75	
	42"(1067mm)	18"(457mm)	VZFF-3442-N ■ ■ ■ NR	274.98	292.24	
		24"(610mm)	VZFF-3448-N ■ ■ ■ NR	294.81	314.73	
	54"(1372mm)	18"(457mm)	VZFF-3454-N ■ ■ ■ NR	314.64	337.22	
		24"(610mm)	VZFF-3460-N ■ ■ ■ NR	334.47	359.71	
	72"(1829mm)	18"(457mm)	VZFF-3472-N ■ ■ ■ NR	441.84	472.40	
		24"(610mm)	VZFF-4218-N N ■ ■ NR	\$206.22	\$212.84	
	42"(1067mm)	24"(610mm)	18"(457mm)	VZFF-4224-N ■ ■ ■ NR	226.05	235.33
			30"(762mm)	VZFF-4230-N ■ ■ ■ NR	245.88	257.82
		36"(914mm)	18"(457mm)	VZFF-4236-N ■ ■ ■ NR	265.71	280.31
			24"(610mm)	VZFF-4242-N ■ ■ ■ NR	285.54	302.80
48"(1219mm)		18"(457mm)	VZFF-4248-N ■ ■ ■ NR	305.37	325.29	
		24"(610mm)	VZFF-4254-N ■ ■ ■ NR	325.20	347.78	
60"(1524mm)		18"(457mm)	VZFF-4260-N ■ ■ ■ NR	345.03	370.27	
		24"(610mm)	VZFF-4272-N ■ ■ ■ NR	452.40	482.96	
50"(1270mm)	18"(457mm)	18"(457mm)	VZFF-5018-N N ■ ■ NR	\$216.78	\$223.40	
		24"(610mm)	VZFF-5024-N ■ ■ ■ NR	236.61	245.89	
	30"(762mm)	18"(457mm)	VZFF-5030-N ■ ■ ■ NR	256.44	268.38	
		24"(610mm)	VZFF-5036-N ■ ■ ■ NR	276.27	290.87	
	42"(1067mm)	18"(457mm)	VZFF-5042-N ■ ■ ■ NR	296.10	313.36	
		24"(610mm)	VZFF-5048-N ■ ■ ■ NR	315.93	335.85	
	54"(1372mm)	18"(457mm)	VZFF-5054-N ■ ■ ■ NR	335.76	358.34	
		24"(610mm)	VZFF-5060-N ■ ■ ■ NR	367.50	392.74	
58"(1473mm)	72"(1829mm)	18"(457mm)	VZFF-5072-N ■ ■ ■ NR	462.96	493.52	
		24"(610mm)	VZFF-5818-N N ■ ■ NR	\$227.34	\$233.96	
	24"(610mm)	18"(457mm)	VZFF-5824-N ■ ■ ■ NR	247.17	256.45	
		30"(762mm)	VZFF-5830-N ■ ■ ■ NR	267.00	278.94	
	36"(914mm)	18"(457mm)	VZFF-5836-N ■ ■ ■ NR	286.83	301.43	
		24"(610mm)	VZFF-5842-N ■ ■ ■ NR	306.66	323.92	
	48"(1219mm)	18"(457mm)	VZFF-5848-N ■ ■ ■ NR	335.77	355.69	
		24"(610mm)	VZFF-5854-N ■ ■ ■ NR	355.60	378.18	
60"(1524mm)	18"(457mm)	VZFF-5860-N ■ ■ ■ NR	387.34	412.58		
	24"(610mm)	VZFF-5872-N ■ ■ ■ NR	482.80	513.36		
66"(1676mm)	72"(1829mm)	18"(457mm)	VZFF-6618-N N ■ ■ NR	\$237.90	\$244.52	
		24"(610mm)	VZFF-6624-N ■ ■ ■ NR	257.73	267.01	
	30"(762mm)	18"(457mm)	VZFF-6630-N ■ ■ ■ NR	277.56	289.50	
		24"(610mm)	VZFF-6636-N ■ ■ ■ NR	297.39	311.99	
	42"(1067mm)	18"(457mm)	VZFF-6642-N ■ ■ ■ NR	317.22	334.48	
		24"(610mm)	VZFF-6648-N ■ ■ ■ NR	348.89	368.81	
	54"(1372mm)	18"(457mm)	VZFF-6654-N ■ ■ ■ NR	368.72	391.30	
		24"(610mm)	VZFF-6660-N ■ ■ ■ NR	400.46	425.70	
72"(1829mm)	18"(457mm)	VZFF-6672-N ■ ■ ■ NR	495.92	526.48		
	24"(610mm)	VZFF-7418-N N ■ ■ NR	\$257.71	\$264.33		
74"(1880mm)	24"(610mm)	18"(457mm)	VZFF-7424-N ■ ■ ■ NR	277.54	286.82	
		30"(762mm)	VZFF-7430-N ■ ■ ■ NR	297.37	309.31	
	36"(914mm)	18"(457mm)	VZFF-7436-N ■ ■ ■ NR	317.20	331.80	
		24"(610mm)	VZFF-7442-N ■ ■ ■ NR	337.03	354.29	
	48"(1219mm)	18"(457mm)	VZFF-7448-N ■ ■ ■ NR	371.26	391.18	
		24"(610mm)	VZFF-7454-N ■ ■ ■ NR	391.09	413.67	
	60"(1524mm)	18"(457mm)	VZFF-7460-N ■ ■ ■ NR	422.83	448.07	
		24"(610mm)	VZFF-7460-N ■ ■ ■ NR	422.83	448.07	

Compose Individual Tiles

Fabric Tile



VZTI-FNN
VZTI-FNC

Features

- Includes one tile and attachment clips.
- Fabric Tiles are tackable.
- Actual height is nominal height less .130"(3.3mm).
- Actual width is nominal width less .400"(10.2mm).
- External and wall mount fabric tiles also available.

Specification Tips

- **Aligner/Light Blocks are required and separately specified based upon the tile configuration; refer to Compose Specification Guide.**
- **When 66"(1676mm) and 72"(1829mm) wide tiles are specified, fabric will be railroded (RR). Please refer to surfaces.haworth.com for available fabric and codes.**
- For aesthetic reasons, consider specifying tiles less than 66"(1676mm) wide with railroded fabric if located adjacent to a tile which requires railroded fabric.
- A full panel frame allows for independent planning options for each side of the panel; tile type and height may be the same or different per side.
- Fabric tiles 36"(914mm) wide and greater may span two Full Panel Frames or Stack Frames in an in-line panel application.
- On the opposite side of a spanning tile, the tile may be the same width as each panel frame or another spanning tile.
- Separately specified top trim is required; in a spanning tile application top trim may span both of the full panels or may be the same width as each full panel frame.
- May be used with a base raceway cover or Tile-to-Floor.
- In a spanning tile application with an accessible base raceway, the base raceway covers must be the same width as each full panel frame; spanning base raceway cover is not available.
- Tile-to-Floor application prohibits power access in the panel frame base raceway and is not for use with a concealed base feed.
- Only internal Power Base base feed can be used with Tile-to-Floor.
- 8"(203mm)H tile is not for use in the panel frame base raceway in place of a base raceway cover.
- Vertical panel frame face dimensions:
 - Full Panel Frame/No Raceway Cover = Full Panel Frame height minus 2" (for use Tile-to-Floor)
 - Full Panel Frame/With Raceway Cover = Full Panel Frame height minus 10"

Note: (-FNC) is standard with center support.

To Order, Specify:

- 1) Product number.
- 2) Fabric color.

Note: 72"(1829mm) width is not available for 64"(1626mm) and 72"(1829mm) tile height.

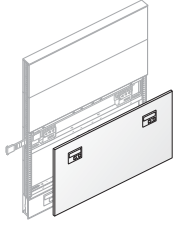
Nominal Height	Nominal Width	Number	Fabric Grade	
			A	B
8"(203mm)	18"(457mm)	VZTI-0818-FNN	\$ 66.88	\$ 76.76
	24"(610mm)	VZTI-0824-FNN	72.19	82.87
	30"(762mm)	VZTI-0830-FNN	77.48	88.97
	36"(914mm)	VZTI-0836-FNN	82.79	95.08
	42"(1067mm)	VZTI-0842-FNN	88.09	101.18
	48"(1219mm)	VZTI-0848-FNN	93.39	107.29
	54"(1372mm)	VZTI-0854-FNN	98.69	113.39
	60"(1524mm)	VZTI-0860-FNN	103.99	119.49
16"(406mm)	72"(1829mm)	VZTI-0872-FNN	153.79	170.90
	18"(457mm)	VZTI-1618-FNN	\$ 89.60	\$102.94
	24"(610mm)	VZTI-1624-FNN	98.87	113.62
	30"(762mm)	VZTI-1630-FNN	108.14	124.29
	36"(914mm)	VZTI-1636-FNN	117.41	134.97
	42"(1067mm)	VZTI-1642-FNN	126.67	145.64
	48"(1219mm)	VZTI-1648-FNN	135.95	156.32
	54"(1372mm)	VZTI-1654-FNN	145.21	166.99
	60"(1524mm)	VZTI-1660-FNN	154.47	177.66
	72"(1829mm)	VZTI-1672-FNN	217.98	243.98

Compose Individual Tiles

Fabric Tile	Nominal Height	Nominal Width	Number	Fabric Grade	
				A	B
24"(610mm)	18"(457mm)	VZTI-2418-FNN	\$112.32	\$129.12	
	24"(610mm)	VZTI-2424-FNN	125.56	144.37	
	30"(762mm)	VZTI-2430-FNN	138.79	159.61	
	36"(914mm)	VZTI-2436-FNN	152.03	174.86	
	42"(1067mm)	VZTI-2442-FNN	165.26	190.10	
	48"(1219mm)	VZTI-2448-FNN	178.50	205.35	
	54"(1372mm)	VZTI-2454-FNN	191.73	220.59	
	60"(1524mm)	VZTI-2460-FNN	204.96	235.83	
32"(813mm)	72"(1829mm)	VZTI-2472-FNN	282.17	317.06	
	18"(457mm)	VZTI-3218-FNN	\$135.04	\$155.30	
	24"(610mm)	VZTI-3224-FNN	152.25	175.12	
	30"(762mm)	VZTI-3230-FNN	169.44	194.93	
	36"(914mm)	VZTI-3236-FNN	186.65	214.75	
	42"(1067mm)	VZTI-3242-FNN	203.85	234.56	
	48"(1219mm)	VZTI-3248-FNN	221.05	254.38	
	54"(1372mm)	VZTI-3254-FNN	238.25	274.19	
40"(1016mm)	60"(1524mm)	VZTI-3260-FNN	255.45	294.00	
	72"(1829mm)	VZTI-3272-FNN	346.36	390.14	
	18"(457mm)	VZTI-4018-FNN	\$157.76	\$181.48	
	24"(610mm)	VZTI-4024-FNN	178.93	205.87	
	30"(762mm)	VZTI-4030-FNN	200.10	230.25	
	36"(914mm)	VZTI-4036-FNN	221.27	254.64	
	42"(1067mm)	VZTI-4042-FNN	242.43	279.02	
	48"(1219mm)	VZTI-4048-FNN	263.61	303.41	
48"(1219mm)	54"(1372mm)	VZTI-4054-FNN	284.77	327.79	
	60"(1524mm)	VZTI-4060-FNN	305.93	352.17	
	72"(1829mm)	VZTI-4072-FNN	410.55	463.22	
	18"(457mm)	VZTI-4818-FNN	\$180.48	\$207.66	
	24"(610mm)	VZTI-4824-FNN	205.62	236.62	
	30"(762mm)	VZTI-4830-FNN	230.75	265.57	
	36"(914mm)	VZTI-4836-FNC	255.89	294.53	
	42"(1067mm)	VZTI-4842-FNC	281.02	323.48	
56"(1422mm)	48"(1219mm)	VZTI-4848-FNC	306.16	352.44	
	54"(1372mm)	VZTI-4854-FNC	331.29	381.39	
	60"(1524mm)	VZTI-4860-FNC	356.42	410.34	
	72"(1829mm)	VZTI-4872-FNC	474.74	536.30	
	18"(457mm)	VZTI-5618-FNN	\$203.20	\$233.84	
	24"(610mm)	VZTI-5624-FNN	232.31	267.37	
	30"(762mm)	VZTI-5630-FNN	261.40	300.89	
	36"(914mm)	VZTI-5636-FNC	290.51	334.42	
64"(1626mm)	42"(1067mm)	VZTI-5642-FNC	319.61	367.94	
	48"(1219mm)	VZTI-5648-FNC	348.71	401.47	
	54"(1372mm)	VZTI-5654-FNC	377.81	434.99	
	60"(1524mm)	VZTI-5660-FNC	406.91	468.51	
	72"(1829mm)	VZTI-5672-FNC	538.93	609.38	
	18"(457mm)	VZTI-6418-FNN	\$225.92	\$260.02	
	24"(610mm)	VZTI-6424-FNN	258.99	298.12	
	30"(762mm)	VZTI-6430-FNN	292.06	336.21	
72"(1829mm)	36"(914mm)	VZTI-6436-FNC	325.13	374.31	
	42"(1067mm)	VZTI-6442-FNC	358.19	412.40	
	48"(1219mm)	VZTI-6448-FNC	391.27	450.50	
	54"(1372mm)	VZTI-6454-FNC	424.33	488.59	
	60"(1524mm)	VZTI-6460-FNC	457.39	526.68	
	18"(457mm)	VZTI-7218-FNN	\$248.64	\$286.20	
	24"(610mm)	VZTI-7224-FNN	285.68	328.87	
	30"(762mm)	VZTI-7230-FNN	322.71	371.53	
72"(1829mm)	36"(914mm)	VZTI-7236-FNC	359.75	414.20	
	42"(1067mm)	VZTI-7242-FNC	396.78	456.86	
	48"(1219mm)	VZTI-7248-FNC	433.82	499.53	
	54"(1372mm)	VZTI-7254-FNC	470.85	542.19	
	60"(1524mm)	VZTI-7260-FNC	507.88	584.85	

Compose Individual Tiles

Fabric Tile — Technology Access / Double



VZTI-F2N

Features

- Includes one tile, two utility bezels and attachment clips.
- Fabric Tiles are tackable.
- Actual height is nominal height less .130"(3.3mm).
- Actual width is nominal width less .400"(10.2mm).
- **Receptacle and data blank plates must be specified separately.**

Specification Tips

- **Aligner/Light Blocks are required and separately specified based upon tile configuration.**
- Tile width to be the same as the Full Panel Frame or Stack Frame; may not span frames.
- **When 66"(1676mm) and 72"(1829mm) wide fabric tiles are specified, fabric will be railroaded. Please refer to the surfaces.haworth.com for railroad codes of available fabrics.**
- For aesthetic reasons, consider specifying tiles less than 66"(1676mm) wide with railroaded fabric if located adjacent to a tile which requires railroaded fabric.
- Refer to Compose Specification Guide for Planning with Tiles and Aligner/Light Blocks.
- Vertical panel frame face dimensions:
 - Panel frame/non-raceway cover = frame height minus 2"
 - Panel frame/with raceway cover = frame height minus 10"
- Tiles must be placed at appropriate height to align with power access location.
- Power can only be routed horizontally at raceway, beltline, and below worksurface with cut out locations.
 - Capability to route power at below worksurface height requires it to be specified with Full Panel Frame with Below Worksurface Power.
- 18"(457mm) or 24"(610mm)-wide Double Access Technology tiles not available.
- 8"(203mm)-high technology tiles not available.
- **Receptacle and data blank plates must be specified separately.**

To Order, Specify:

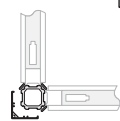
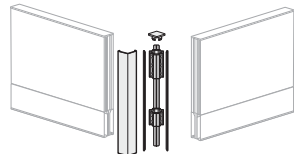
- 1) Product number.
- 2) Fabric color.
- 3) Non-metallic trim color for bezels.

Nominal Height	Nominal Width	Number	Fabric Grade	
			A	B
16"(406mm)	30"(762mm)	VZTI-1630-F2N	\$269.15	\$285.30
	36"(914mm)	VZTI-1636-F2N	278.42	295.98
	42"(1067mm)	VZTI-1642-F2N	287.68	306.65
	48"(1219mm)	VZTI-1648-F2N	296.96	317.33
	54"(1372mm)	VZTI-1654-F2N	306.22	328.00
	60"(1524mm)	VZTI-1660-F2N	315.48	338.67
	72"(1829mm)	VZTI-1672-F2N	378.99	404.99
24"(610mm)	30"(762mm)	VZTI-2430-F2N	\$299.80	\$320.62
	36"(914mm)	VZTI-2436-F2N	313.04	335.87
	42"(1067mm)	VZTI-2442-F2N	326.27	351.11
	48"(1219mm)	VZTI-2448-F2N	339.51	366.36
	54"(1372mm)	VZTI-2454-F2N	352.74	381.60
	60"(1524mm)	VZTI-2460-F2N	365.97	396.84
	72"(1829mm)	VZTI-2472-F2N	443.18	478.07
32"(813mm)	30"(762mm)	VZTI-3230-F2N	\$330.45	\$355.94
	36"(914mm)	VZTI-3236-F2N	347.66	375.76
	42"(1067mm)	VZTI-3242-F2N	364.86	395.57
	48"(1219mm)	VZTI-3248-F2N	382.06	415.39
	54"(1372mm)	VZTI-3254-F2N	399.26	435.20
	60"(1524mm)	VZTI-3260-F2N	416.46	455.01
	72"(1829mm)	VZTI-3272-F2N	507.37	551.15

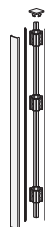
Compose Panel Accessories

Height	Number ①	Trim A H	Trim B H	Trim A A	Trim B A
Full Height Trim and Corner Connectors					
End of Run					
34"(864mm)	VZCE-3400-	\$ 57.31	\$ 75.51	\$171.58	\$189.78
42"(1067mm)	VZCE-4200-	63.71	87.11	198.70	222.10
50"(1270mm)	VZCE-5000-	70.11	98.71	225.82	254.42
58"(1473mm)	VZCE-5800-	76.51	110.31	252.94	286.74
66"(1676mm)	VZCE-6600-	82.91	121.91	280.06	319.06
74"(1880mm)	VZCE-7400-	94.99	139.19	307.18	351.38
82"(2083mm)	VZCE-8200-	107.07	156.47	334.30	383.70
90"(2286mm)	VZCE-9000-	119.15	173.75	361.42	416.02

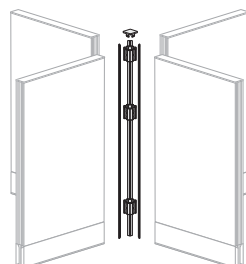
VZCE



VZCL



VZCT



VZCX

Features

- Includes thin profile steel or full profile aluminum end-of-run cover, attachment hardware and alignment tab.
- Aluminum top trim is 0.25"(6mm)-thick; steel top trim is 0.125"(3mm) thick; 3"(76mm)-deep.

2-Way Intersection

34"(864mm)	VZCL-3400-	\$253.08	\$303.83	\$423.69	\$474.44
42"(1067mm)	VZCL-4200-	263.48	324.63	454.97	516.12
50"(1270mm)	VZCL-5000-	273.88	345.43	486.25	557.80
58"(1473mm)	VZCL-5800-	284.28	366.23	517.53	599.48
66"(1676mm)	VZCL-6600-	294.68	387.03	548.81	641.16
74"(1880mm)	VZCL-7400-	305.08	407.83	580.09	682.84
82"(2083mm)	VZCL-8200-	315.48	428.63	611.37	724.52
90"(2286mm)	VZCL-9000-	325.88	449.43	642.65	766.20

Feature

- Includes thin profile steel or full profile aluminum 2-way trim cover, corner top cap, attachment hardware, corner blocks, spacers and light blocks.

3-Way Intersection

34"(864mm)	VZCT-3400-	\$211.83	\$313.35	\$383.39	\$459.43
42"(1067mm)	VZCT-4200-	230.07	360.23	404.27	501.11
50"(1270mm)	VZCT-5000-	248.31	407.11	425.15	542.79
58"(1473mm)	VZCT-5800-	266.55	453.99	446.03	584.47
66"(1676mm)	VZCT-6600-	284.79	500.87	466.91	626.15
74"(1880mm)	VZCT-7400-	303.03	547.75	487.79	667.83
82"(2083mm)	VZCT-8200-	321.27	594.63	508.67	709.51
90"(2286mm)	VZCT-9000-	339.51	641.51	529.55	751.19

Feature

- Includes thin profile steel or full profile aluminum 3-way trim cover, corner top cap, attachment hardware, corner blocks, spacers and light blocks.

4-Way Intersection

34"(864mm)	VZCX-3400-	\$142.56	\$144.11	\$288.84	\$290.39
42"(1067mm)	VZCX-4200-	151.12	152.67	297.88	299.43
50"(1270mm)	VZCX-5000-	159.68	161.23	306.92	308.47
58"(1473mm)	VZCX-5800-	168.24	169.79	315.96	317.51
66"(1676mm)	VZCX-6600-	176.80	178.35	325.00	326.55
74"(1880mm)	VZCX-7400-	185.36	186.91	334.04	335.59
82"(2083mm)	VZCX-8200-	193.92	195.47	343.08	344.63
90"(2286mm)	VZCX-9000-	202.48	204.03	352.12	353.67

Feature

- Includes thin profile steel or full profile aluminum corner top cap, attachment hardware, corner blocks, spacers and light blocks.

Specification Tips

- When adding stack to panel frame, order trim cover to match overall height of panel and stack.
- For variable height situations, refer to Compose Specification Guide for Planning with Intersections.
- Mixing steel top trim with aluminum not recommended.
- Open Base leg covers only available as painted.
- Standard trim guidelines apply to Open Base.

To Order, Specify:

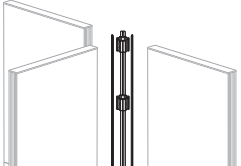
- 1) Product number, including:

① Option:

- H** Steel
- A** Aluminum

- 2) Trim color for vertical cover, if applicable.
- 3) Trim color for top cap, if applicable.

Compose Panel Accessories

	Height	Number	Trim A	Trim B
3-Way Intersection (No Corner Top Cap) 	34"(864mm)	VZCT-3400-AN	\$344.29	\$385.91
	42"(1067mm)	VZCT-4200-AN	365.17	417.19
	50"(1270mm)	VZCT-5000-AN	386.05	448.47
	58"(1473mm)	VZCT-5800-AN	406.93	479.75
	66"(1676mm)	VZCT-6600-AN	427.81	511.03
	74"(1880mm)	VZCT-7400-AN	448.69	542.31
	82"(2083mm)	VZCT-8200-AN	469.57	573.59
	90"(2286mm)	VZCT-9000-AN	490.45	604.87

Feature

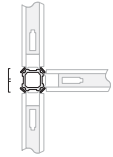
- Includes full profile aluminum 3-way trim cover, corner blocks, attachment hardware, spacers and light blocks (no corner top cap).

To Order, Specify:

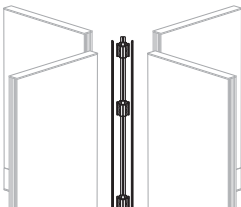
- Product number.
- Trim color.

Specification Tips

- For variable height situations, refer to Compose Specification Guide for Planning with Intersections.
- Specify for 3-way intersection (no corner top cap) when you specify intersection spanning top trim.**
- When adding stack to panel frame, order trim cover to match overall height of panel and stack.



VZCT-AN

	Height	Number	Price
4-Way Intersection (No Corner Top Cap) 	34"(864mm)	VZCX-3400-AN	\$231.48
	42"(1067mm)	VZCX-4200-AN	240.52
	50"(1270mm)	VZCX-5000-AN	249.56
	58"(1473mm)	VZCX-5800-AN	258.60
	66"(1676mm)	VZCX-6600-AN	267.64
	74"(1880mm)	VZCX-7400-AN	276.68
	82"(2083mm)	VZCX-8200-AN	285.72
	90"(2286mm)	VZCX-9000-AN	294.76

Feature

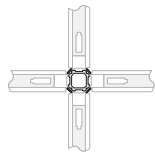
- Includes attachment hardware, corner blocks, spacers and light blocks.

To Order, Specify:

- Product number.
(No finish specification required.)

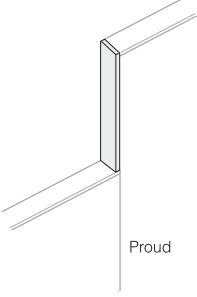
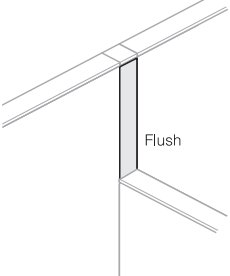
Specification Tips

- For variable height situations, refer to Compose Specification Guide for Planning with Intersections.
- Specify for 4-way intersection (no top cap) when you specify intersection spanning top trim.**
- When adding stack to panel frame, order trim cover to match overall height of panel and stack.



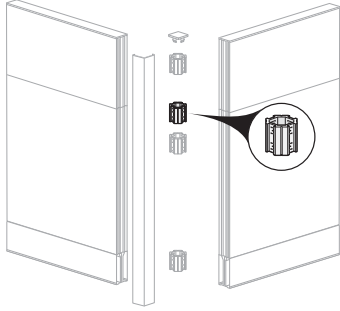
VZCX-AN

Compose Panel Accessories

	Height	Number ①	Trim A H	Trim B H	Trim A A	Trim B A
Variable Height Trim  Proud VZVE-P  Flush VZVT-P	End-of-Run (Proud)					
	8"(203mm)	VZVE-0800-	\$35.41	\$36.06	\$119.95	\$120.60
	16"(406mm)	VZVE-1600-	42.61	48.46	141.79	147.64
	24"(610mm)	VZVE-2400-	49.81	60.86	163.63	174.68
	32"(813mm)	VZVE-3200-	57.01	73.26	185.47	201.72
	40"(1016mm)	VZVE-4000-	64.21	85.66	207.31	228.76
	48"(1219mm)	VZVE-4800-	71.41	98.06	229.15	255.80
Feature			To Order, Specify:			
<ul style="list-style-type: none"> Includes thin profile steel or full profile aluminum variable height (Proud) cover and attachment hardware. 			1) Product number, including: ① Option: <input type="checkbox"/> H Steel <input type="checkbox"/> A Aluminum 2) Trim color.			
Specification Tips						
<ul style="list-style-type: none"> For use with multiple panel heights in in-line condition. Cover height is difference between tall and short panel. Variable height trim attaching directly to a panel frame will add 0.125"(3mm) (steel) or 0.25"(6mm) (aluminum) to panel width. May be used in intersection conditions. Refer to Compose Specification Guide for Planning with Intersections. 						
3-Way / 4-Way (Flush)						
8"(203mm)	VZVT-0800-	\$ 87.37	\$ 88.02	\$157.77	\$158.42	
16"(406mm)	VZVT-1600-	96.09	101.94	175.61	181.46	
24"(610mm)	VZVT-2400-	104.81	115.86	193.45	204.50	
32"(813mm)	VZVT-3200-	113.53	129.78	211.29	227.54	
40"(1016mm)	VZVT-4000-	122.25	143.70	229.13	250.58	
48"(1219mm)	VZVT-4800-	130.97	157.62	246.97	273.62	
Feature			To Order, Specify:			
<ul style="list-style-type: none"> Includes thin profile steel or full profile aluminum vertical trim (Flush), corner block and mounting hardware. 			1) Product number, including: ① Option: <input type="checkbox"/> H Steel <input type="checkbox"/> A Aluminum 2) Trim color.			
Specification Tips						
<ul style="list-style-type: none"> For use with multiple panel heights in 3- or 4-way conditions. Variable height trim attaching to a corner block will be a flush fit. 3-Way/4-Way (Flush) for use in 90° applications only. Refer to Compose Specification Guide for Planning with Intersections. 						

Compose Panel Accessories

	Height	For use with	Number	Price
Corner Block Assembly – 90°	Fits all heights	Steel/Aluminum top trim	VZCS-0000	\$48.53



VZCS-0000

Feature

- Includes one 90° corner block with spacers, alignment pin, and panel connection kit (bolt and nut).

Specification Tip

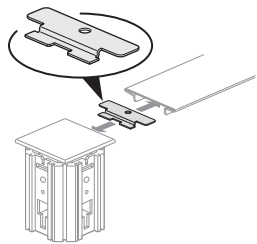
- One corner block per intersection (2-, 3-, or 4-way) will be required for each level of stacks (stack frame or glass stack) at the intersection.

Note: When reconfiguring with product prior to 2009; specify service part# 2922-4629 when adding corner blocks in the top position. (Current block will work in the bottom or middle position.)

To Order, Specify:

- 1) Product number.
(No finish specification required.)

Steel Trim Top Cap Aligner Clip



VZCC-0000-H

Features

- Includes five black attachment clips.
- For use in corner intersections to align steel top trim to the corner cap.

Specification Tips

- Steel top trim only.
- Optional clip for alignment.
- Not for use in 120° corners.

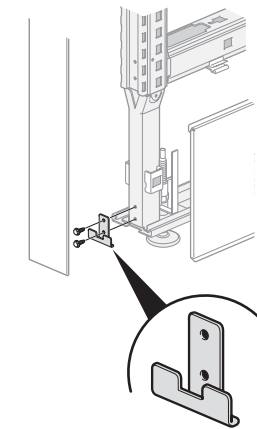
VZCC-0000-H

\$63.00

To Order, Specify:

- 1) Product number.
(No color specification required.)

Steel Trim End-of-Run Bottom Bracket Clip



VZCE-0000-H

Features

- Includes five attachment clips and hardware.
- Used to secure bottom of steel End-of-Run cover to panel frame.

Specification Tips

- Steel End-of-Run trim only.
- Optional clip to anchor trim to the End-of-Run cover.

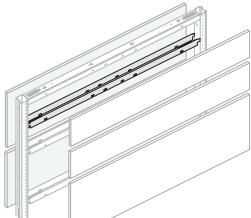
VZCE-0000-H

\$56.71

To Order, Specify:

- 1) Product number.
(No color specification required.)

Compose Panel Accessories

	Nominal Width	Number	Price
Aligner/Light Block 	18"(457mm)	VZAL-0018	\$ 54.77
	24"(610mm)	VZAL-0024	57.48
	30"(762mm)	VZAL-0030	60.17
	36"(914mm)	VZAL-0036	62.88
	42"(1067mm)	VZAL-0042	65.58
	48"(1219mm)	VZAL-0048	68.27
	54"(1372mm)	VZAL-0054	70.98
	60"(1524mm)	VZAL-0060	73.67
	72"(1829mm)	VZAL-0072	116.93

VZAL

Features

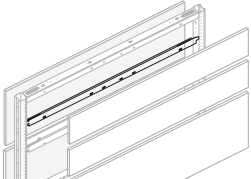
- Includes one Aligner/Light Block.
- Black finish.
- Aligner/light blocks are required and separately specified based upon segmented tile configuration.

To Order, Specify:

- 1) Product number.
(No finish specification required.)

Specification Tips

- Specify when horizontal aligner/light block is needed between adjacent tiles.
- Aligner/light blocks can be specified separately for increased rigidity for full-height fabric tiles or as a light block for segmented tiles for all tile surfaces.
- Refer to Compose Specification Guide for Planning with Tiles.

	Nominal Width	Number	Price
Half Aligner/Light Block 	24"(610mm)	VZAL-0024-1	\$142.86
	30"(762mm)	VZAL-0030-1	150.88
	36"(914mm)	VZAL-0036-1	158.90
	42"(1067mm)	VZAL-0042-1	166.92
	48"(1219mm)	VZAL-0048-1	174.94
	54"(1372mm)	VZAL-0054-1	182.96
	60"(1524mm)	VZAL-0060-1	190.98
	72"(1829mm)	VZAL-0072-1	296.38

VZAL

Features

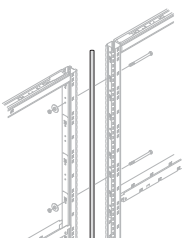
- Includes one Half Aligner/Light Block.
- Black finish.

To Order, Specify:

- 1) Product number.
(No finish specification required.)

Specification Tips

- For use when tile reveal falls directly behind power location (beltline, below worksurface or standing height) when power is accessed on one side only. Refer to Specification Guide.
- Specify when horizontal light block is needed between adjacent tiles.
- Refer to Compose Specification Guide for Planning with Tiles.

	Height	Number	Price
Vertical Light Block (Between Panel) 	16"(406mm)	VZAL-1600	\$5.39
	34"(864mm)	VZAL-3400	5.39
	42"(1067mm)	VZAL-4200	5.39
	50"(1270mm)	VZAL-5000	5.39
	58"(1473mm)	VZAL-5800	6.74
	66"(1676mm)	VZAL-6600	6.74
	74"(1880mm)	VZAL-7400	6.74
	82"(2083mm)	VZAL-8200	8.09
	90"(2286mm)	VZAL-9000	8.09

VZAL-1600

Features

- Includes one Vertical Light Block.
- Blocks light between panels joined in straight (in-line) conditions.

To Order, Specify:

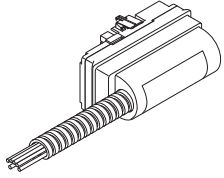
- 1) Product number.
(No finish specification required.)

Specification Tips

- Specify Vertical Light Block in straightline condition as required. Refer to Compose Specification Guide for suggested applications.
- Specify Vertical Light Block height equal to the total height of the panel and/or stack frame configuration.
- The 16"(406mm) light block is recommended for use with stacks that are added to existing installations.
- Not for use with Glass Panels or Glass Stack Frames.

Compose Electrical Components

Base Feed Module – Hardwire Connection



VZEB-0000-3
VZEB-0000-H2
VZEB-0000-H4



Description	Feed Length	Number	Price
3-Circuit			
3-Circuit Hardwire 20 Amp	48"(1219mm)	VZEB-0000-3	\$357.55
4-Circuit, 2+2			
4-Circuit, 2+2 Hardwire 20 Amp	48"(1219mm)	VZEB-0000-H2	\$357.55
4-Circuit, 3+1			
4-Circuit, 3+1 Hardwire 20 Amp	48"(1219mm)	VZEB-0000-H4	\$357.55

Features

- Includes one base feed with black 0.5"(13mm) flexible galvanized steel conduit.
- Conduit for 3-Circuit includes eight 12-gauge wires for up to three 20 amp circuits of power.
- Conduit for 4-Circuit includes six 12-gauge and two 10-gauge wires for up to four 20 amp circuits of power.
- For floor, column, or wall hardwire connections.
- For use with panels equipped with power components.
- Base feed module can be field modified to accommodate left- or right-hand conditions.
- Attaches at any one of the four receptacle sites in a powered base raceway of a panel frame.
- Standard in charcoal trim color only.

To Order, Specify:

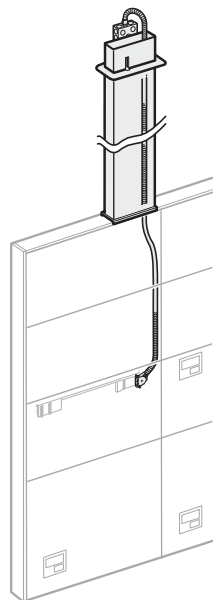
- 1) Product number.
(No finish specification required.)

Specification Tips

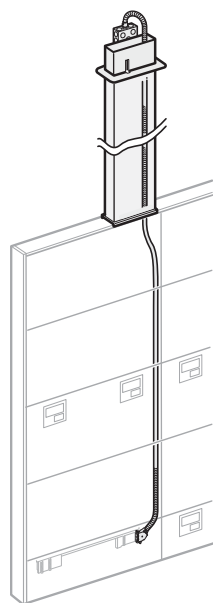
- **Not for use with power sources other than 120 volt 60 hertz.**
- Not for use with tile to the floor panel applications.
- Do not mix 3-circuit and 6-circuit with 4-circuit components. Do not mix 2+2 and 3+1 components. Components have unique polarity key and color coding (3-circuit=black, 6-circuit=ivory, 2+2=blue and 3+1=green).
- Application may require approval of local authority having jurisdiction (AHJ); ensure compliance before placing orders and installation.

Compose Electrical Components

Top Feed Module



VZET-3T
VZET-2T
VZET-4T
VZET-3W
VZET-2W
VZET-4W



Base Raceway Connection



Description	Panel Height	Pole Length	Number	Trim A		Trim B		
				A	H	A	H	
10' Ceiling Height								
3-Circuit	34"(864mm)–58"(1473mm)	95"(2413mm)	VZET-3400-3T	\$1359.62	\$1359.62	\$1500.13	\$1500.13	
	66"(1676mm)–90"(2286mm)	66"(1676mm)	VZET-6600-3T	1313.42	1313.42	1417.63	1417.63	
4-Circuit, 2+2	34"(864mm)–58"(1473mm)	95"(2413mm)	VZET-3400-2T	\$1787.27	\$1787.27	\$1927.78	\$1927.78	
	66"(1676mm)–90"(2286mm)	66"(1676mm)	VZET-6600-2T	1741.07	1741.07	1845.28	1845.28	
4-Circuit, 3+1	34"(864mm)–58"(1473mm)	95"(2413mm)	VZET-3400-4T	\$1787.27	\$1787.27	\$1927.78	\$1927.78	
	66"(1676mm)–90"(2286mm)	66"(1676mm)	VZET-6600-4T	1741.07	1741.07	1845.28	1845.28	
12' Ceiling Height								
3-Circuit	34"(864mm)–50"(1270mm)	119"(3023mm)	VZET-3400-3W	\$1391.82	\$1391.82	\$1557.63	\$1557.63	
	58"(1473mm)–90"(2286mm)	95"(2413mm)	VZET-6600-3W	1347.02	1347.02	1477.63	1477.63	
4-Circuit, 2+2	34"(864mm)–50"(1270mm)	119"(3023mm)	VZET-3400-2W	\$1819.47	\$1819.47	\$1985.28	\$1985.28	
	58"(1473mm)–90"(2286mm)	95"(2413mm)	VZET-6600-2W	1774.67	1774.67	1905.28	1905.28	
4-Circuit, 3+1	34"(864mm)–50"(1270mm)	119"(3023mm)	VZET-3400-4W	\$1819.47	\$1819.47	\$1985.28	\$1985.28	
	58"(1473mm)–90"(2286mm)	95"(2413mm)	VZET-6600-4W	1774.67	1774.67	1905.28	1905.28	

Features

- Includes one electrical harness in galvanized steel conduit, electrical box, ceiling bezel plate, pole and hardware.
- For connection to the electrical source located in space above a drop ceiling.
- Electrical harness contained in galvanized steel conduit allows for adjacent routing of communication cabling within the pole.
- Removable cover on poles provides access to pathway.
- For use with panels equipped with power components.
- Conduit for 3-Circuit includes eight 12-gauge wires for up to three 20-amp circuits of power.
- Conduit for 4-Circuit includes six 12-gauge and two 10-gauge wires for up to four 20-amp circuits of power.
- Routes power to base raceway below worksurface, beltline or standing height.
- Electrical harness attaches at any receptacle site or right-hand side of panel in the flex connector location.

Specification Tips

- For routing and cabling capacities, see Compose Specification Guide.
- For installation on panels no less than 24"(610mm) wide.
- The power connector requires a flexible power connector location on the right side of the panel for attachment.
- Not for use with glass panel frames or glass stack frames.
- Mounts at the end of the panel frame.
- Does not occupy receptacle port.
- Do not mix 3-circuit and 6-circuit with 4-circuit components. Do not mix 2+2 and 3+1 components. Components have unique polarity key and color coding (3-circuit=black, 6-circuit=ivory, 2+2=blue and 3+1=green).
- Application may require approval of local authority having jurisdiction (AHJ); ensure compliance before placing orders and installation.

Note: Wire harness length is 180"(4572mm) regardless of pole length.

To Order, Specify:

- 1) Product number, including:

① Trim Option

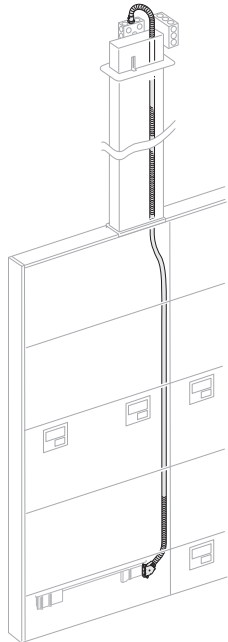
- A** Aluminum
- H** Steel

Example: VZET-3400-3TA

- 2) Trim color.

Compose Electrical Components

	Description	Length	Number	Price
Infeed Harness	3-Circuit	15'(4572mm)	VZEH-0000-3	\$580.57
	4-Circuit, 2+2	15'(4572mm)	VZEH-0000-2	\$664.57
	4-Circuit, 3+1	15'(4572mm)	VZEH-0000-4	\$664.57



VZEH-0000-3
VZEH-0000-2
VZEH-0000-4



Features

- Includes electrical harness in galvanized metal conduit.
- Conduit for 3-Circuit includes eight 12-gauge wires for up to three 20-amp circuits of power.
- Conduit for 4-Circuit includes six 12-gauge and two 10-gauge wires for up to four 20-amp circuits of power.
- Attaches on right-hand side of powered panel frame to flexible power connector location.
- Routes power to base raceway, below worksurface, beltline or standing height.
- For use with panel frames equipped with power components.
- Add the 3-Circuit infeed harness to a 3-Circuit top feed module or a 4-Circuit infeed to a 4-Circuit top feed module to bring additional circuits into the workstation cluster. Local electrician provides secondary junction box at top of top feed pole.

To Order, Specify:

- 1) Product number.
(No finish specification required.)

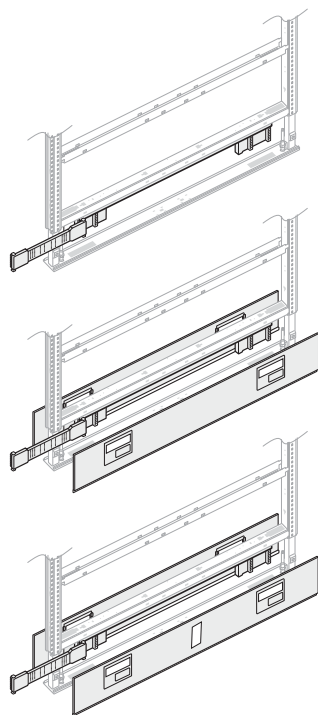
Specification Tips

- **Not for use with power sources other than 120 volt 60 hertz.**
- Designed to work with top feeds up to 12' ceilings.
- For internal base feed application use PREMISE top feed harness VNEH-0000-3 for 3-circuit, VNEH-0000-2 for 4-Circuit, 2+2 or VENH-0000-4 for 4-circuit, 3+1.
- Not for use with glass panel frames or glass stack frames.
- Do not mix 3-circuit and 6-circuit with 4-circuit components. Do not mix 2+2 and 3+1 components. Components have unique polarity key and color coding (3-circuit=black, 6-circuit=ivory, 2+2=blue and 3+1=green).
- Application may require approval of local authority having jurisdiction (AHJ); ensure compliance before placing orders and installation.

Note: Wire harness length is 180"(4572mm).

Compose Electrical Components

Raceway Retrofit Kit



VZEK-3BB
VZEK-4BB



Description	Panel Width	Number	① ② ③	Price
3-Circuit				
	24"(610mm)	VZEK-OR24-	■ ■ ■	\$224.08
	30"(762mm)	VZEK-OR30-	■ ■ ■	237.71
	36"(914mm)	VZEK-OR36-	■ ■ ■	251.34
	42"(1067mm)	VZEK-OR42-	■ ■ ■	264.97
	48"(1219mm)	VZEK-OR48-	■ ■ ■	278.60
	54"(1372mm)	VZEK-OR54-	■ ■ ■	292.23
	60"(1524mm)	VZEK-OR60-	■ ■ ■	305.86
	72"(1829mm)	VZEK-OR72-	■ ■ ■	468.39
4-Circuit, 2+2 and 3+1				
	24"(610mm)	VZEK-OR24-	■ ■ ■ ■	\$251.34
	30"(762mm)	VZEK-OR30-	■ ■ ■ ■	264.97
	36"(914mm)	VZEK-OR36-	■ ■ ■ ■	278.60
	42"(1067mm)	VZEK-OR42-	■ ■ ■ ■	292.23
	48"(1219mm)	VZEK-OR48-	■ ■ ■ ■	305.86
	54"(1372mm)	VZEK-OR54-	■ ■ ■ ■	319.49
	60"(1524mm)	VZEK-OR60-	■ ■ ■ ■	333.12
	72"(1829mm)	VZEK-OR72-	■ ■ ■ ■	495.65

Features

- Includes one power distribution assembly, one power connector, mounting hardware and optional cover(s).
- Converts non-powered panels to powered panels.

Specification Tips

- 8"(203mm) tiles cannot be used in place of base raceway cover.
- 24"(610mm) raceway covers have one knockout located on left side.
- Refer to Compose Specification Guide for Planning with Utilities.
- **Receptacle and data blank covers must be specified separately.**
- Do not mix 3-circuit and 6-circuit with 4-circuit components. Do not mix 2+2 and 3+1 components. Components have unique polarity key and color coding (3-circuit=black, 6-circuit=ivory, 2+2=blue and 3+1=green).

To Order, Specify:

- 1) Product number, including:

① Power Options

- 3 3-Circuit
- 2 4-Circuit 2+2
- 4 4-Circuit 3+1

② Cover Option Side One

(see chart below)

- N Tile to floor
- H Cover with knockouts
- B Cover without knockouts

③ Cover Option Side Two

(see chart below)

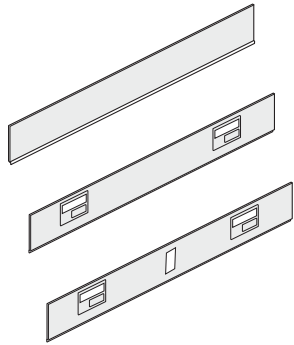
- N Tile to floor
- H Cover with knockouts
- B Cover without knockouts

- 2) Trim color - cover side 1
- 3) Trim color - cover side 2

Cover Option	Side One		Side Two	
	Trim A	Trim B	Trim A	Trim B
H	\$102.21	\$107.09	\$102.21	\$107.09
B	102.21	107.09	102.21	107.09

Compose Electrical Components

Raceway Covers



VZEK-NBB



Panel Width	Number 1 2	Price
18"(457mm)	VZEK-OR18-NBB	\$224.06
24"(610mm)	VZEK-OR24-N	135.48
30"(762mm)	VZEK-OR30-N	149.11
36"(914mm)	VZEK-OR36-N	162.74
42"(1067mm)	VZEK-OR42-N	176.37
48"(1219mm)	VZEK-OR48-N	190.00
54"(1372mm)	VZEK-OR54-N	203.63
60"(1524mm)	VZEK-OR60-N	217.26
72"(1829mm)	VZEK-OR72-N	309.21

Feature

- Includes two single covers unless tile to floor option is specified which includes one cover.

Specification Tips

- 8"(203mm) tiles cannot be used in place of base raceway cover.
- 18"(457mm) raceway cover has no knockouts.
- 24"(610mm) raceway covers have one knockout located on left side.
- Refer to Compose Specification Guide for Planning with Utilities.
- Receptacle and data blank covers must be specified separately.**

To Order, Specify:

- Product number, including:

1 Cover Option Side One (see chart below)

- N** Tile to Floor
- H** Cover with knockouts
- B** Cover without knockouts

2 Cover Option Side Two (see chart below)

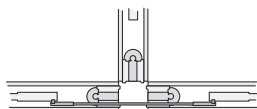
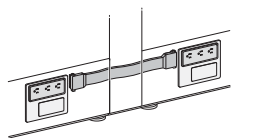
- H** Cover with knockouts
- B** Cover without knockouts

- Trim color - cover side 1
- Trim color - cover side 2

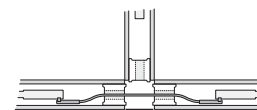
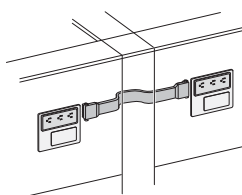
Cover Option	Side One		Side Two	
	Trim A	Trim B	Trim A	Trim B
H	\$102.21	\$107.09	\$102.21	\$107.09
B	102.21	107.09	102.21	107.09

Compose Electrical Components

	Description	Length	Number	Price
Flexible Power Connector – Straight Span, Raceway/ Work-height	3-Circuit	15.5"(394mm)	VZEF-OR0S	\$119.85
	4-Circuit, 2+2	15.5"(394mm)	VZEF-OR0S-2	\$119.85
	4-Circuit, 3+1	15.5"(394mm)	VZEF-OR0S-4	\$119.85



Base straight span condition



Beltline or below worksurface height
straight span condition
VZEF-OR0S



Features

- Includes one straight span flexible power connector with safety latches for securing connector to power distribution assembly.
- Continues electrical circuit across the three-inch space between powered panels in 3-way or 4-way conditions.
- For use with panels equipped with power components.
- May be used at the base raceway, beltline and below worksurface for straight span conditions.
- Standard in charcoal trim color only.

To Order, Specify:

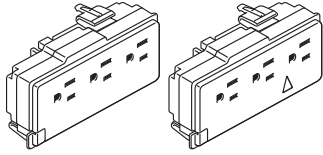
- 1) Product number.
(No finish specification required.)

Specification Tips

- **Not for use with power sources other than 120 volt 60 hertz.**
- Not for use with standing height applications.
- Straight Span flexible power connector must be separately specified and is not included with panel.
- Do not mix 3-circuit and 6-circuit with 4-circuit components. Do not mix 2+2 and 3+1 components. Components have unique polarity key and color coding (3-circuit=black, 6-circuit=ivory, 2+2=blue and 3+1=green).

Compose Electrical Components

Triplex Receptacles – 15 Amp



VZER-0003-M
VZER-1500



Description	Circuit Access	Receptacle Indicator	Ground Type	Number	Price
3-Circuit - 15 Amp Triplex					
	Circuit 1-3	N/A	Common	VZER-0003-M	\$270.95
	Circuit 1-3	N/A	Isolated	VZER-0003-I	\$286.96
4-Circuit, 2+2 - 15 Amp Triplex					
	Circuit 1	1	Common	VZER-1500-M12	\$533.94
	Circuit 2	2		VZER-1500-M22	533.94
	Circuit 3	3		VZER-1500-M32	533.94
	Circuit 4	4		VZER-1500-M42	533.94
	Circuit 1	1	Isolated	VZER-1500-I12	\$549.95
	Circuit 2	2		VZER-1500-I22	549.95
	Circuit 3	3		VZER-1500-I32	549.95
	Circuit 4	4		VZER-1500-I42	549.95
4-Circuit, 3+1 - 15 Amp Triplex					
	Circuit 1	A	Common	VZER-1500-M14	\$533.94
	Circuit 2	B		VZER-1500-M24	533.94
	Circuit 3	C		VZER-1500-M34	533.94
	Circuit 4	D		VZER-1500-M44	533.94
	Circuit 1	A	Isolated	VZER-1500-I14	\$549.95
	Circuit 2	B		VZER-1500-I24	549.95
	Circuit 3	C		VZER-1500-I34	549.95
	Circuit 4	D		VZER-1500-I44	549.95

Features

- Includes box of six receptacles, each receptacle has three 15 Amp outlets (NEMA 5-15R configuration).
- For use with panels equipped with power components.
- Receptacles are ground type specific.

To Order, Specify:

- 1) Product number.
- 2) Non-metallic trim color.

Specification Tips

- **Not for use with power sources other than 120 volt 60 hertz.**
- For power access at any location within the panels with appropriate base raceway covers or technology pad.
- Isolated ground receptacle not for use with single circuit base feed module.
- **Triplexes for 3-Circuit are field programmable.**
- **Triplexes for 4-Circuit have fixed circuit access and are not field programmable. Specify appropriate number of receptacles for each circuit.**
- Do not mix 3-circuit with 4-circuit components. Do not mix 2+2 and 3+1 components. Components have unique polarity key and color coding (3-circuit=black, 2+2=blue and 3+1=green).

Note: 3+1 receptacles identify circuit with letters (i.e. Circuit 1=A).

Receptacle Blank Cover



VZAR-0000

Height	Width	Number	Price
2.25"(57mm)	5"(127mm)	VZAR-0000	\$6.74

Features

- Includes one cover.
- Used to cover unused electrical openings at all receptacle locations.

To Order, Specify:

- 1) Product number.
- 2) Non-metallic trim color.

Data Blank Cover



VZAD-0000-R

Height	Width	Number	Price
1.625"(41mm)	3.125"(79mm)	VZAD-0000-R	\$4.06

Features

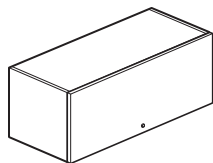
- Includes one Modular Furniture Telecommunications blank cover.
- Used to cover unused 1.38" x 2.71" data openings in tile bezels and base raceway cover.

To Order, Specify:

- 1) Product number.
- 2) Non-metallic trim color.

Compose Adaptable Upper Storage

	Height	Depth	Width	Flipper Door Number	Trim A Trim A	Trim B	Trim B Trim A	Trim B
Overhead Storage Unit, Standard Mount – Painted Door	16"(406mm)	14"(356mm)	24"(610mm)	UZFS-1624-PML	\$ 762.20	\$ 766.30	\$ 773.14	\$ 777.24
			30"(762mm)	UZFS-1630-PML	797.36	802.15	809.66	814.45
			36"(914mm)	UZFS-1636-PML	832.52	838.00	846.18	851.66
			42"(1067mm)	UZFS-1642-PML	867.68	873.85	882.70	888.87
			48"(1219mm)	UZFS-1648-PML	902.84	909.70	919.22	926.08
			54"(1372mm)	UZFS-1654-PML	938.00	945.55	955.74	963.29
			60"(1524mm)	UZFS-1660-PML	1053.85	1062.09	1072.95	1081.19
			66"(1676mm)	UZFS-1666-PML	1268.18	1277.11	1288.64	1297.57
			72"(1829mm)	UZFS-1672-PML	1494.85	1504.47	1516.67	1526.29



UZFS-PM

Features

- Includes door front with lock, top shelf, bottom shelf with back stop, end panels, and hardware.
- Inside dimensions:
 - Height: 12.75"(324mm)
 - Depth: 13.25"(337mm)
- Locks are available in black or chrome.
- Accepts separately specified task lights.
- Safety interlock prevents dislodgement from panel component slots.
- Flipper door stores on top of unit.
- Flipper Door - 66"(1676mm) and 72"(1829mm) units have two doors, one lock per door.
- Shipped unassembled.

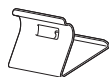
To Order, Specify:

- 1) Product number.
- 2) Trim color for shelf and end panels.
- 3) Trim color for door.
- 4) Trim color for lock housing.

Specification Tips

- To be installed in connector slots on same size panel or on a combination of panels that equal the width of the storage unit.
- Specify separate shelf gang clip for unbalanced configurations with greater than one row of overhead storage units.
- Standard mount overhead storage unit cannot be retrofitted to up mount overhead storage unit.
- Cannot be used with slat pads.
- Flipper doors can be field retrofitted with slow close mechanism from eParts.

Overhead Storage Unit / Shelf Gang Clip



NUB-1

Number

NUB-1

Price

\$53.04

Features

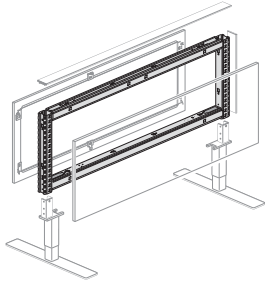
- Includes one ganging clip.
- Provides additional stability in unbalanced panel configurations with adjacent shelves and overheads.
- Required for all adjacent shelves and unbalanced panel configurations.
- Standard in black finish.

To Order, Specify:

- 1) Product number.
(No finish specification required.)

Compose Connections Frame

Non-Powered



Non Powered Frame
VZFS

Nominal Height	Width	Number	Price
16"(406mm)	24"(610mm)	VZFS-1624-R	\$208.90
	30"(762mm)	VZFS-1630-R	228.54
	36"(914mm)	VZFS-1636-R	248.18
	42"(1067mm)	VZFS-1642-R	267.82
	48"(1219mm)	VZFS-1648-R	287.46
	54"(1372mm)	VZFS-1654-R	307.10
	60"(1524mm)	VZFS-1660-R	326.74
	72"(1829mm)	VZFS-1672-R	450.29

Features

- Includes frame, attachment hardware, and aligner pin.
- Frame thickness is 2"(51mm). With separately specified tiles on both sides the overall panel thickness is 3"(76mm).
- Black finish on frame.
- Shipped assembled.

To Order, Specify:

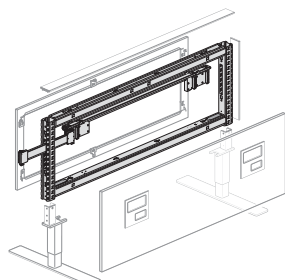
- 1) Product number.
(No finish specification required.)

Specification Tips

- Not for use with a Technology Access Tile.
- Cannot route power and data horizontally through frame.
- The following items must be separately specified:
 - Tiles (each side specified separately)
 - End-of-Run trim or 2-, 3-, 4-way trim as needed per application.
 - Frame legs (required)
 - Aluminum Top Trim or Work Rail Top Trim
- Intended for non-powered return panel applications.
- Connections Non-Powered Frame is not intended to accept a Compose Stack Frame.
- Not for use with T-Mount kit.

Compose Connections Frame

Powered



Powered Frame
VZFS

Nominal Height	Width	Number ①	Price
16"(406mm)	24"(610mm)	VZFS-1624-R	\$266.00
	30"(762mm)	VZFS-1630-R	285.64
	36"(914mm)	VZFS-1636-R	305.28
	42"(1067mm)	VZFS-1642-R	324.92
	48"(1219mm)	VZFS-1648-R	344.56
	54"(1372mm)	VZFS-1654-R	364.20
	60"(1524mm)	VZFS-1660-R	383.84
	72"(1829mm)	VZFS-1672-R	507.39

Features

- Includes frame, attachment hardware, aligner pin and power distribution assembly/flex connector when power is specified.
- Frame thickness is 2"(51mm). With separately specified tiles on both sides the overall panel thickness is 3"(76mm).
- Powered frames available for countries that utilize 120 volt 60 hertz electrical system and U.S. configured plugs and outlets.
- Black finish on frame.
- Shipped assembled with power when specified.

Specification Tips

- The following items must be separately specified:
 - Tiles (each side specified separately)
 - End-of-Run trim or 2-, 3-, 4-way trim as needed per application.
 - Frame legs (required)
 - Aluminum Top Trim or Work Rail Top Trim
 - Receptacles for powered panels (each side specified separately)
 - Blank receptacles/data covers
- Note: Receptacles and blank covers are for use with a Technology Access Tile; below worksurface power access only.
- Not for use with T-Mount kit.
- Flex connector provided accommodates straight in-line power condition only.
- Do not mix 3- and 4-circuit components.
- Connections Frame not intended to accept a Compose Stack Kit.

To Order, Specify:

1) Product number, including:

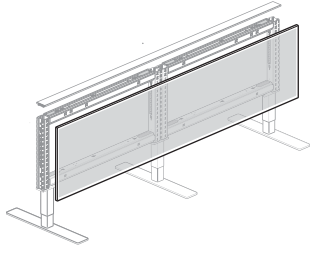
① Below Worksurface Power Option:

- U** Knockout only
- 3** 3-Circuit, add \$317.03 list
- 4** 4-Circuit 3+1, add \$317.03 list
- 2** 4-Circuit 2+2, add \$317.03 list

(No finish specification required.)

Compose Connections Individual Tiles

Fabric Tile — Standard Core



VZTI-FNN
VZTI-FNC

Features

- Includes one tile and attachment clips.
- Fabric Tiles are tackable with standard core.
- Actual height is nominal height less .130"(3.3mm).
- Actual width is nominal width less .400"(10.2mm).

Specification Tips

- **Aligner/Light Blocks are required and separately specified for a tile configuration with two tiles on one or both sides of a panel frame.**
- **When 72"(1829mm) wide fabric tiles are specified, fabric will be railroaded. Please refer to surfaces.haworth.com for railroad codes of available fabrics.**
- For aesthetic reasons, consider specifying tiles less than 72"(1829mm) wide with railroaded fabric if located adjacent to a tile which requires railroaded fabric.
- Tile-to-Floor application for use in straight, in-line panel application. Not for use with 2-, 3-, 4-way intersections.
- Tile-to-Floor or Square Open Base must be specified for both sides of an in-line panel application; may not be mixed.
- 8"(203mm)-high may not be used in the bottom position in a Tile-to-Floor application.
- Connections frame allows for independent planning options on each side of the panel frame; tile type and tile height may be the same or different per side. Overall tile height must be the same on both sides.
- Tile may be the same width as a single panel frame or it may span two in-line panel frames.
- In-Line Spanning Tile:
 - 48"(1219mm) wide or greater may span a maximum of two panel frames.
 - May be used on both sides, or one side may have tiles the same width as each frame.
 - Center attachment clips will require field relocation.

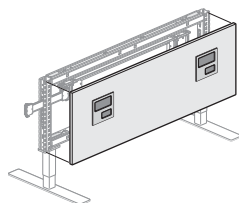
To Order, Specify:

- 1) Product number.
- 2) Fabric color.

Nominal Height	Nominal Width	Number	Fabric Grade	
			A	B
8"(203mm)	24"(610mm)	VZTI-0824-FNN	\$ 72.19	\$ 82.87
	30"(762mm)	VZTI-0830-FNN	77.48	88.97
	36"(914mm)	VZTI-0836-FNN	82.79	95.08
	42"(1067mm)	VZTI-0842-FNN	88.09	101.18
	48"(1219mm)	VZTI-0848-FNN	93.39	107.29
	54"(1372mm)	VZTI-0854-FNN	98.69	113.39
	60"(1524mm)	VZTI-0860-FNN	103.99	119.49
16"(406mm)	24"(610mm)	VZTI-1624-FNN	\$ 98.87	\$113.62
	30"(762mm)	VZTI-1630-FNN	108.14	124.29
	36"(914mm)	VZTI-1636-FNN	117.41	134.97
	42"(1067mm)	VZTI-1642-FNN	126.67	145.64
	48"(1219mm)	VZTI-1648-FNN	135.95	156.32
	54"(1372mm)	VZTI-1654-FNN	145.21	166.99
	60"(1524mm)	VZTI-1660-FNN	154.47	177.66
24"(610mm)	24"(610mm)	VZTI-2424-FNN	\$125.56	\$144.37
	30"(762mm)	VZTI-2430-FNN	138.79	159.61
	36"(914mm)	VZTI-2436-FNN	152.03	174.86
	42"(1067mm)	VZTI-2442-FNN	165.26	190.10
	48"(1219mm)	VZTI-2448-FNN	178.50	205.35
	54"(1372mm)	VZTI-2454-FNN	191.73	220.59
	60"(1524mm)	VZTI-2460-FNN	204.96	235.83
	72"(1829mm)	VZTI-2472-FNN	282.17	317.06

Compose Connections Individual Tiles

Fabric Tile — Technology Access / Double



VZTI-F2N

Features

- Includes one tile, two utility bezels and attachment clips.
- Fabric Tiles are tackable with standard core.
- Actual height is nominal height less .130"(3.3mm).
- Actual width is nominal width less .400"(10.2mm).

Specification Tips

- Technology Access Tile is for use with a 3- or 4-circuit powered Connections frame.
- For use in a Square Open Base application only.
- **Aligner/Light Blocks are required and separately specified for a tile configuration with two tiles on the opposite side of the frame.**
- **When 72"(1829mm) wide fabric tiles are specified, fabric will be railroaded. Please refer to surfaces.haworth.com for railroad codes of available fabrics.**
- For aesthetic reasons, consider specifying tiles less than 72"(1829mm) wide with railroaded fabric if located adjacent to a tile which requires railroaded fabric.
- 8"(203mm)-high technology tiles not available; may not be field ported.
- Technology Access Tiles may not span panel frames.
- Tile type and tile height may be the same or different on each side of the Connections frame. Overall tile height must be the same on both sides.
- Power can only be routed horizontally below worksurface.
- When metallic trim color is specified for trim, specify the following paint colors to complement the bezel color:
 - Silver (TR-LE) = Smoke (TR-E)
 - Champagne (TR-MC) = Smoke (TR-E)
- **Receptacle and data blank plates must be specified separately.**

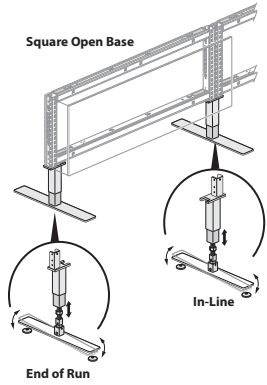
To Order, Specify:

- 1) Product number.
- 2) Fabric color.
- 3) Non-metallic trim color for bezels.

Nominal Height	Nominal Width	Number	Fabric Grade	
			A	B
16"(406mm)	30"(762mm)	VZTI-1630-F2N	\$269.15	\$285.30
	36"(914mm)	VZTI-1636-F2N	278.42	295.98
	42"(1067mm)	VZTI-1642-F2N	287.68	306.65
	48"(1219mm)	VZTI-1648-F2N	296.96	317.33
	54"(1372mm)	VZTI-1654-F2N	306.22	328.00
	60"(1524mm)	VZTI-1660-F2N	315.48	338.67
	72"(1829mm)	VZTI-1672-F2N	378.99	404.99
24"(610mm)	30"(762mm)	VZTI-2430-F2N	\$299.80	\$320.62
	36"(914mm)	VZTI-2436-F2N	313.04	335.87
	42"(1067mm)	VZTI-2442-F2N	326.27	351.11
	48"(1219mm)	VZTI-2448-F2N	339.51	366.36
	54"(1372mm)	VZTI-2454-F2N	352.74	381.60
	60"(1524mm)	VZTI-2460-F2N	365.97	396.84
	72"(1829mm)	VZTI-2472-F2N	443.18	478.07

Compose Connections Frame Leg

	Height	Number 1 2	Trim A	B
In-Line and End-of-Run Condition	8"(203mm)	VZLL-0800-PS	\$774.01	\$809.29



VZLL

Features

- Includes leg mechanism, attachment hardware, carpet gripper(s) and if specified, foot and tile-to-floor brackets.
- Square Open Base leg mechanism provides 2.5"(64mm) vertical adjustment.
- A foot provides angular adjustment for floor leveling.
- Used for End-of-Run and in-line (shared) conditions.

Specification Tips

- A Frame Leg is required at every In-Line and End-of-Run panel condition.
- A foot is required for select product applications. Refer to Compose Connections Support and Load Guidelines for details.
- Not for use in 2-way, 3-way or 4-way intersections.

To Order, Specify:

- 1) Product number, including:

1 Foot Option:

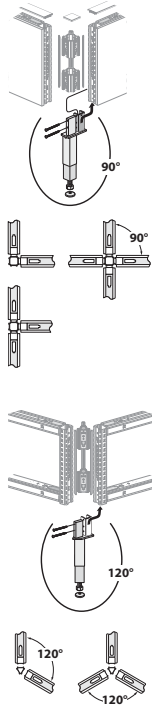
- N** No Foot
- F** Foot, add \$49.40 list

2 Tile Option:

- N** Square Open Base

- 2) Trim color.

2-, 3-, 4-Way Intersection



VZLL

Description	Height	Number	Trim A	B
90°	8"(203mm)	VZLL-0800-PCNN	\$1117.49	\$1152.77
120°	8"(203mm)	VZLL-0800-PZNN	1117.49	1152.77

Features

- Includes Leg mechanism, attachment hardware and carpet gripper(s).
- Square Open Base leg mechanism provides 2.5"(64mm) vertical adjustment.

Specification Tips

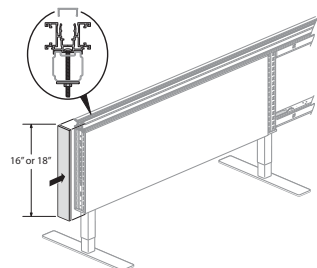
- Not for use with Tile-to-Floor.
- 90° Frame Leg works in 90° 2-way, 3-way and 4-way intersections.
- 120° Frame Leg works in 120° 2-way and 3-way intersections.
- One frame leg is required for each panel intersection.
- Not for use in an In-Line or End-of-Run panel condition.

To Order, Specify:

- 1) Product number.
- 2) Trim color.

Compose Connections End-of-Run Trim

End-of-Run Trim



VZCE

Description	Height	Number	Trim A	B
For use with Aluminum Top Trim				
For Square Open Base	16"(406mm)	VZCE-1600-ANBA	\$111.72	\$118.31
For use with Work Rail Top Trim				
For Square Open Base	18"(457mm)	VZCE-1800-ANBG	\$118.58	\$126.49

Feature

- Includes one vertical trim cover and attachment hardware.

Specification Tips

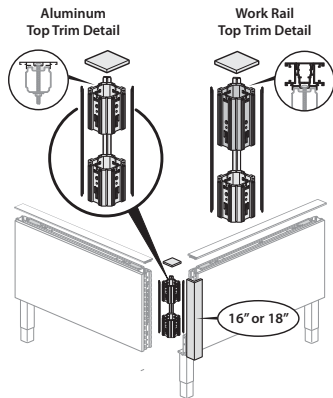
- For use with Compose Connections frame.
- Specification variables include Aluminum Top Trim or Work Rail Top Trim.

To Order, Specify:

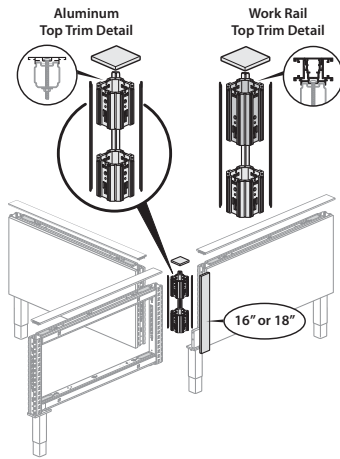
- Product number.
- Trim color.

Compose Connections 90° Trim and Corner Connectors

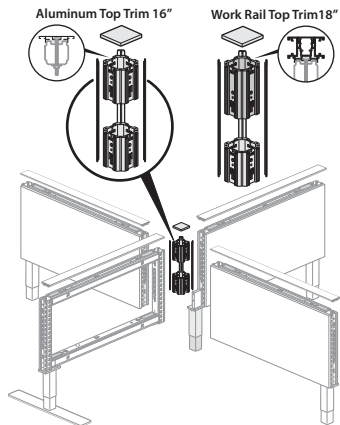
Description	Height	Number	Trim	
			A	B
90° Trim and Corner Connectors				
2-Way Intersection				
For use with Aluminum Top Trim	16"(406mm)	VZCL-1600-AABA	\$356.94	\$384.53
For use with Work Rail Top Trim	18"(457mm)	VZCL-1800-AABG	364.86	395.07
3-Way Intersection				
For use with Aluminum Top Trim	16"(406mm)	VZCT-1600-AABA	\$339.74	\$369.23
For use with Work Rail Top Trim	18"(457mm)	VZCT-1800-AABG	345.00	379.73



VZCL



VZCT



VZCX

Feature

- Includes one vertical trim cover, top cap, attachment hardware, corner blocks, spacers, and light blocks.

To Order, Specify:

- 1) Product number.
- 2) Trim color for vertical cover.
- 3) Trim color for top cap.

4-Way Intersection

For use with Aluminum Top Trim	16"(406mm)	VZCX-1600-NABA	\$271.18	\$272.75
For use with Work Rail Top Trim	18"(457mm)	VZCX-1800-NABG	273.46	275.03

Feature

- Includes top cap, attachment hardware, corner blocks, spacers, and light blocks.

To Order, Specify:

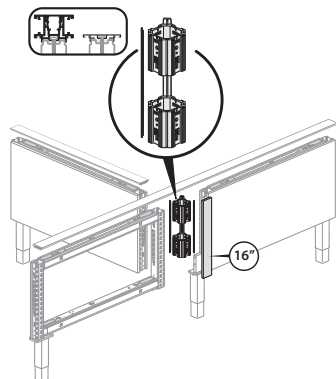
- 1) Product number.
- 2) Trim color for top cap.

Specification Tips

- For use with Compose Connections frame.
- Not for use in Tile-to-Floor applications.
- For Frameless Glass and Glass Topper applications specify "For use with Aluminum Top Trim" option.

Compose Connections 90° Trim and Corner Connectors — No Top Cap

	Height	Number	Trim A	B
90° Trim and Corner Connectors — No Top Cap	3-Way Intersection			
	16"(406mm)	VZCT-1600-ANBN	\$300.24	\$318.63



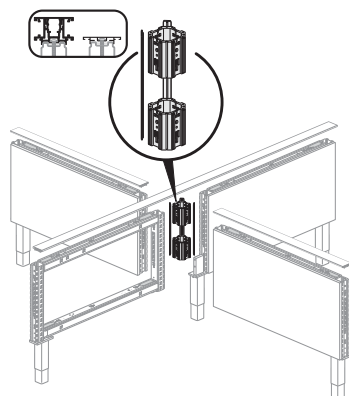
VZCT

Features

- Includes one vertical aluminum trim cover, attachment hardware, corner blocks, spacers, and light blocks.
- Does not include a corner top cap.

To Order, Specify:

- 1) Product number.
- 2) Trim color for vertical cover.



VZCX

Height

4-Way Intersection

16"(406mm)

Number

VZCX-1600-NNBN

Price

\$213.24

Features

- Includes attachment hardware, corner blocks, spacers, and light blocks.
- Does not include a corner top cap.

To Order, Specify:

- 1) Product number.
(No finish specification required.)

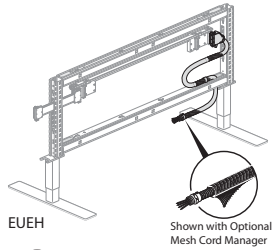
Specification Tips

- For use with Connections frame.
- Not for use in Tile-to-Floor applications.
- No top cap option used when specifying intersection spanning top trim widths.
- For use with separately specified spanning top trim.
- Not for use with spanning tiles.

Compose Connections Electrical Components

Infeed Harness

Infeed Harness



Description	Length	Number	Price
3-Circuit	87"(2210mm)	EUEH-0087-3	\$199.32
4-Circuit, 2+2	87"(2210mm)	EUEH-0087-2	\$218.73
4-Circuit, 3+1	87"(2210mm)	EUEH-0087-4	\$218.73

Features

- Includes electrical harness in galvanized steel conduit, conduit clamp and mounting hardware.
- Conduit for 3-Circuit includes eight 12-gauge wires for up to three 20 amp circuits of power.
- Conduit for 4-Circuit includes six 12-gauge and two 10-gauge wires for up to four 20 amp circuits of power.
- Attaches at any receptacle site or right-hand flex connector location.
- Routes power from floor, column or wall to power distribution assembly.
- For use with components equipped with power components.

To Order, Specify:

- 1) Product number.
(No finish specification required.)

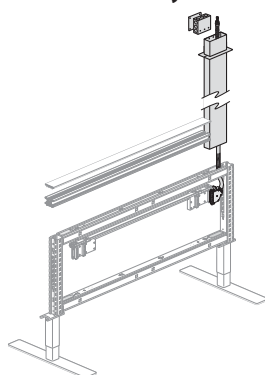
Specification Tips

- **Not for use with power sources other than 120 volt 60 hertz.**
- Cord Manager - Mesh may be ordered separately to cover exposed galvanized steel conduit.
- Do not mix 3-circuit with 4-circuit components. Do not mix 2+2 and 3+1 components. Components have unique polarity key and color coding (3-circuit=black; 2+2=Blue; 3+1=green).
- Application may require approval of local authority having jurisdiction (AHJ); ensure compliance before placing orders and installation.

Compose Connections Electrical Components

Top Feed Module

Top Feed Module — Compose Connections only



VZET-3TA
VZET-2TA
VZET-4TA



Description	Panel Height	Pole Length	Number	Trim A	B
10' Ceiling Height					
3-Circuit	26"(660mm) with Aluminum Top Trim	119"(3023mm)	VZET-2600-3TA	\$1369.42	\$1517.63
	28"(711mm) with Work Rail Top Trim	119"(3023mm)	VZET-2800-3TG	1368.02	1515.13
4-Circuit, 2+2	26"(660mm) with Aluminum Top Trim	119"(3023mm)	VZET-2600-2TA	\$1797.07	\$1945.28
	28"(711mm) with Work Rail Top Trim	119"(3023mm)	VZET-2800-2TG	1795.67	1942.78
4-Circuit, 3+1	26"(660mm) with Aluminum Top Trim	119"(3023mm)	VZET-2600-4TA	\$1797.07	\$1945.28
	28"(711mm) with Work Rail Top Trim	119"(3023mm)	VZET-2800-4TG	1795.67	1942.78
12' Ceiling Height					
3-Circuit	26"(660mm) with Aluminum Top Trim	138"(3505mm)	VZET-2600-3WA	\$1403.02	\$1577.63
	28"(711mm) with Work Rail Top Trim	138"(3505mm)	VZET-2800-3WG	1400.22	1572.63
4-Circuit, 2+2	26"(660mm) with Aluminum Top Trim	138"(3505mm)	VZET-2600-2WA	\$1830.67	\$2005.28
	28"(711mm) with Work Rail Top Trim	138"(3505mm)	VZET-2800-2WG	1827.87	2000.28
4-Circuit, 3+1	26"(660mm) with Aluminum Top Trim	138"(3505mm)	VZET-2600-4WA	\$1830.67	\$2005.28
	28"(711mm) with Work Rail Top Trim	138"(3505mm)	VZET-2800-4WG	1827.87	2000.28

Features

- Includes one electrical harness in galvanized steel conduit, electrical box, ceiling bezel plate, pole and hardware.
- For connection to the electrical source located in space above a drop ceiling.
- Electrical harness contained in galvanized steel conduit allows for adjacent routing of communication cabling within the pole.
- Removable cover on poles provides access to pathway.
- Conduit for 3-Circuit includes eight 12-gauge wires for up to three 20 amp circuits of power.
- Conduit for 4-Circuit includes six 12-gauge and two 10-gauge wires for up to four 20 amp circuits of power.
- Electrical harness attaches at any receptacle site or right-hand flex connector location.

To Order, Specify:

- 1) Product number.
- 2) Trim color.

Specification Tips

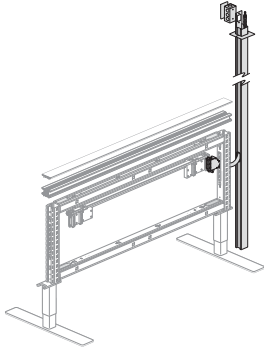
- For routing and cabling capacities, see Compose Connections Specification Guide.
- Mounts on the top of the Connections Frame at either end of the frame of power distribution assembly.
- Requires field cut of top trim or work rail top trim.
- Not for use with 2-way, 3-way or 4-way applications.
- Do not mix 3-circuit and 4-circuit components. Do not mix 2+2 and 3+1 components. Components have unique polarity key and color coding (3-circuit=black; 2+2=Blue; 3+1=green).

Note: Wire harness length is 180"(4572mm) regardless of pole length.

Compose Connections Electrical Components

End-of-Run Top Feed Module

End-of-Run Top Feed Module — Compose Connections only



VZET-3TE
VZET-2TE
VZET-4TE



Description	Pole Length	Number	Trim A	B
10' Ceiling Height				
3-Circuit	119"(3023mm)	VZET-2600-3TE	\$1653.55	\$1801.76
4-Circuit, 2+2	119"(3023mm)	VZET-2600-2TE	2081.20	2229.41
4-Circuit, 3+1	119"(3023mm)	VZET-2600-4TE	2081.20	2229.41
12' Ceiling Height				
3-Circuit	138"(3505mm)	VZET-2600-3WE	\$1687.15	\$1861.76
4-Circuit, 2+2	138"(3505mm)	VZET-2600-2WE	2114.80	2289.41
4-Circuit, 3+1	138"(3505mm)	VZET-2600-4WE	2114.80	2289.41

Features

- Includes one electrical harness in galvanized steel conduit, electrical box, ceiling bezel plate, pole and hardware.
- For connection to the electrical source located in space above a drop ceiling.
- Electrical harness contained in steel conduit allows for adjacent routing of communication cabling within the pole.
- Removable cover on poles provides access to pathway.
- Conduit for 3-Circuit includes eight 12-gauge wires for up to three 20 amp circuits of power.
- Conduit for 4-Circuit includes six 12-gauge and two 10-gauge wires for up to four 20 amp circuits of power.
- Attaches at any receptacle site or right-hand flex connector location.

To Order, Specify:

- 1) Product number.
- 2) Trim color.

Specification Tips

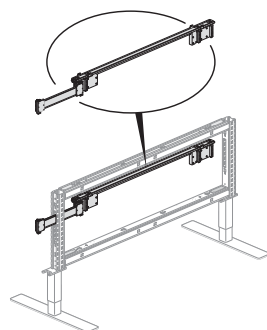
- For routing and cabling capacities, see Compose Connections Specification Guide.
- Mounts to the end of the Connections Frame replacing end-of-run trim.
- Specification of end-of-run trim not necessary when using End-of-Run Top Feed.
- Not for use with 2-way, 3-way or 4-way applications.
- Do not mix 3-circuit and 4-circuit components. Do not mix 2+2 and 3+1 components. Components have unique polarity key and color coding (3-circuit=black; 2+2=Blue; 3+1=green).

Note: Wire harness length is 180"(4572mm) regardless of pole length.

Compose Connections Electrical Components

Power Retrofit Kit

Power Retrofit Kit — Compose and Compose Connections



VZEK-3
VZEK-2
VZEK-4



Description	Panel Width	Number	Price
3-Circuit			
	24"(610mm)	VZEK-4224-3	\$264.55
	30"(762mm)	VZEK-4230-3	277.57
	36"(914mm)	VZEK-4236-3	290.59
	42"(1067mm)	VZEK-4242-3	303.61
	48"(1219mm)	VZEK-4248-3	316.63
	54"(1372mm)	VZEK-4254-3	329.65
	60"(1524mm)	VZEK-4260-3	342.67
	72"(1829mm)	VZEK-4272-3	539.28
4-Circuit, 2+2			
	24"(610mm)	VZEK-4224-2	\$264.55
	30"(762mm)	VZEK-4230-2	277.57
	36"(914mm)	VZEK-4236-2	290.59
	42"(1067mm)	VZEK-4242-2	303.61
	48"(1219mm)	VZEK-4248-2	316.63
	54"(1372mm)	VZEK-4254-2	342.67
	60"(1524mm)	VZEK-4260-2	342.67
	72"(1829mm)	VZEK-4272-2	539.28
4-Circuit, 3+1			
	24"(610mm)	VZEK-4224-4	\$264.55
	30"(762mm)	VZEK-4230-4	277.57
	36"(914mm)	VZEK-4236-4	290.59
	42"(1067mm)	VZEK-4242-4	303.61
	48"(1219mm)	VZEK-4248-4	316.63
	54"(1372mm)	VZEK-4254-4	342.67
	60"(1524mm)	VZEK-4260-4	342.67
	72"(1829mm)	VZEK-4272-4	539.28

Features

- Includes power distribution assembly (PDA), flexible power connector, and PDA mounting bracket.
- Routes power through panel or provides below worksurface power access when used with a receptacle and technology tile or field ported fabric tile.

Specification Tips

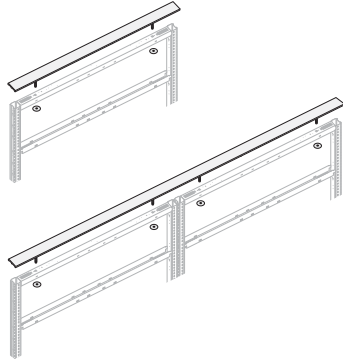
- **Not for use with 8"(203mm) tiles.**
- Retrofit kit attaches to frame, does not require crossbar brackets for mounting power.
- For use with matching width tile with technology option.
- Modular Furniture Telecommunications outlet (field supplied) mounts directly to bezel of technology tile.
- Do not mix 3-circuit with 4-circuit components. Do not mix 2+2 and 3+1 components. Components have unique polarity key and color coding (3-circuit=black, 2+2=blue and 3+1=green).

To Order, Specify:

- 1) Product number.
(No finish specification required.)

Compose & Compose Connections Panel Accessories

Top Trim



VZCC

Features

- Includes thin profile steel or full profile aluminum trim.
- Designed to span in-line 3- and 4-way panel connections.
- Aluminum top trim 0.25"(6mm) thick; steel top trim 0.125"(3mm) thick.
- 3"(76mm) deep.
- Trim is bolted on standard frame.

Specification Tips

- Top trim width may:
 - be the same as a single panel frame
 - span two in-line panel frames
 - span a 3- or 4-way intersection and two adjacent panel frames; one on each side of the intersection.
- May not span a 2-way intersection and adjacent panel frame.
- It is not recommended to use Aluminum Top Trim and Work Rail Top Trim on adjacent panel frames in an In-Line condition or a 2-, 3-, or 4-way intersection.

To Order, Specify:

- 1) Product number, including

① Option:

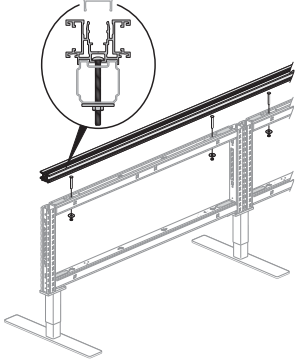
HS Steel: Standard Frame

A Aluminum

- 2) Trim color.

Width	Number ①	Trim A	Trim B	Trim A	Trim B
		HS	HS	A	A
18"(457mm)	VZCC-0018-	\$ 49.39	\$ 50.73	\$ 87.02	\$ 88.36
24"(610mm)	VZCC-0024-	54.75	57.43	95.06	97.74
30"(762mm)	VZCC-0030-	60.11	64.13	103.10	107.12
36"(914mm)	VZCC-0036-	65.47	70.83	111.14	116.50
39"(991mm)	VZCC-0039-	68.15	74.18	115.16	121.19
42"(1067mm)	VZCC-0042-	70.83	77.53	119.18	125.88
45"(1143mm)	VZCC-0045-	73.51	80.88	123.20	130.57
48"(1219mm)	VZCC-0048-	76.19	84.23	127.22	135.26
51"(1295mm)	VZCC-0051-	78.87	87.58	131.24	139.95
54"(1372mm)	VZCC-0054-	81.55	90.93	135.26	144.64
57"(1448mm)	VZCC-0057-	84.23	94.28	139.28	149.33
60"(1524mm)	VZCC-0060-	86.91	97.63	143.30	154.02
63"(1600mm)	VZCC-0063-	113.62	125.01	162.00	173.39
66"(1676mm)	VZCC-0066-	116.30	128.36	167.69	179.75
69"(1753mm)	VZCC-0069-	118.98	131.71	173.38	186.11
72"(1829mm)	VZCC-0072-	121.66	135.06	179.07	192.47
75"(1905mm)	VZCC-0075-	124.34	138.41	184.76	198.83
78"(1981mm)	VZCC-0078-	127.02	141.76	190.45	205.19
81"(2057mm)	VZCC-0081-	129.70	145.11	196.14	211.55
84"(2134mm)	VZCC-0084-	132.38	148.46	201.83	217.91
87"(2210mm)	VZCC-0087-	135.06	151.81	207.52	224.27
90"(2286mm)	VZCC-0090-	137.74	155.16	213.21	230.63
93"(2362mm)	VZCC-0093-	140.42	158.51	218.90	236.99
96"(2438mm)	VZCC-0096-	143.10	161.86	224.59	243.35
99"(2515mm)	VZCC-0099-	145.78	165.21	230.28	249.71
102"(2591mm)	VZCC-0102-	148.46	168.56	235.97	256.07
105"(2667mm)	VZCC-0105-	151.14	171.91	241.66	262.43
108"(2743mm)	VZCC-0108-	153.82	175.26	247.35	268.79
111"(2819mm)	VZCC-0111-	156.50	178.61	253.04	275.15
114"(2896mm)	VZCC-0114-	159.18	181.96	277.09	299.87
117"(2972mm)	VZCC-0117-	161.86	185.31	264.42	287.87
120"(3048mm)	VZCC-0120-	164.54	188.66	288.47	312.59

Compose & Compose Connections Panel Accessories

	Height	Width	Number	Trim A	B
Work Rail Top Trim  VZCC	1.5"(38mm)	24"(610mm)	VZCC-0024-AG	\$386.35	\$389.03
		30"(762mm)	VZCC-0030-AG	401.03	405.05
		36"(914mm)	VZCC-0036-AG	415.71	421.07
		39"(991mm)	VZCC-0039-AG	423.05	429.08
		42"(1067mm)	VZCC-0042-AG	430.39	437.09
		45"(1143mm)	VZCC-0045-AG	437.73	445.10
		48"(1219mm)	VZCC-0048-AG	445.07	453.11
		51"(1295mm)	VZCC-0051-AG	452.41	461.12
		54"(1372mm)	VZCC-0054-AG	459.75	469.13
		57"(1448mm)	VZCC-0057-AG	467.09	477.14
		60"(1524mm)	VZCC-0060-AG	474.43	485.15
		63"(1600mm)	VZCC-0063-AG	772.94	784.33
		66"(1676mm)	VZCC-0066-AG	780.28	792.34
		69"(1753mm)	VZCC-0069-AG	787.62	800.35
		72"(1829mm)	VZCC-0072-AG	794.96	808.36
		75"(1905mm)	VZCC-0075-AG	802.30	816.37
		78"(1981mm)	VZCC-0078-AG	809.64	824.38
		81"(2057mm)	VZCC-0081-AG	816.98	832.39
		84"(2134mm)	VZCC-0084-AG	824.32	840.40
		87"(2210mm)	VZCC-0087-AG	831.66	848.41
		90"(2286mm)	VZCC-0090-AG	839.00	856.42
		93"(2362mm)	VZCC-0093-AG	846.34	864.43
		96"(2438mm)	VZCC-0096-AG	853.68	872.44
		99"(2515mm)	VZCC-0099-AG	861.02	880.45
	102"(2591mm)	VZCC-0102-AG	868.36	888.46	
	105"(2667mm)	VZCC-0105-AG	875.70	896.47	
	108"(2743mm)	VZCC-0108-AG	883.04	904.48	
	111"(2819mm)	VZCC-0111-AG	890.38	912.49	
	114"(2896mm)	VZCC-0114-AG	897.72	920.50	
	117"(2972mm)	VZCC-0117-AG	905.06	928.51	
	120"(3048mm)	VZCC-0120-AG	912.40	936.52	

Features

- Includes one aluminum work rail top trim and attachment hardware.
- Accepts Work Rail Top Trim Cover, Stanchion for use with Work Rail Top Trim, Intuity Center Screen, and Work Rail Off-Modular worksurface bracket.
- Work Rail Top Trim is 1.5"(38mm) high.
- Trim is bolted on Compose or Compose Connections frame.

To Order, Specify:

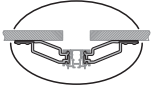
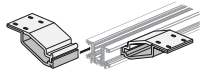
- 1) Product number.
- 2) Trim color.

Specification Tips

- Top trim width may:
 - be the same as a single panel frame
 - span two in-line panel frames
 - span a 3- or 4-way intersection and two adjacent panel frames; one on each side of the intersection.
- May not span a 2-way intersection and adjacent panel frame.
- It is not recommended to use Aluminum Top Trim and Work Rail Top Trim on adjacent panel frames in an In-Line condition or a 2-, 3-, or 4-way intersection.

Compose Connections Brackets

Work Rail Top Trim Off-Modular Bracket



ZZBD

Features

- Includes one bracket and attachment hardware.
- Installs in the side channel of Work Rail Top Trim.
- Provides worksurface support in modular or off-modular conditions.
- Bracket for use with Adaptable Worksurfaces.
- Locates underside of worksurface at 28"(711mm) when Frame Legs are fully recessed.
- Provides clear leg support when supporting 24"(610mm) and 30"(762mm) deep worksurfaces.

Specification Tips

- Worksurface front corners support requirements:
 - One corner must be floor supported.
 - Second corner must be either floor supported or attached to an adjacent worksurface with a flush mount kit.
 - The distance between these floor supports may not exceed 10 feet.
- For use with Work Rail Top Trim only.

Number	Trim A	B
ZZBD-0200-CNG	\$147.04	\$152.92

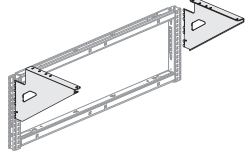
To Order, Specify:

- 1) Product number.
- 2) Trim color.

Bracket Requirements

Length of a particular worksurface Connections spine (inches)	Min # of Brackets Required (qty)
24-42	2
48-78	3
84-120	4

Worksurface Support Connections Cantilever Bracket



ZZBD

Height	Depth	Width	Description	Number	Trim A	B
9"(229mm)	1.625"(41mm)	16"(406mm)	Right-Hand	ZZBD-1600-CRNB	\$163.46	\$186.71
			Left-Hand	ZZBD-1600-CLNB	163.46	186.71
			Pair	ZZBD-1600-CPNB	326.92	350.17

Features

- Includes one right- and/or one left-handed bracket and attachment hardware.
- Provides cantilever support for the left or right side of worksurface.
- Installs in Connections Frame rail.
- Cantilever bracket for use with Adaptable Worksurfaces.
- Provides clear access leg swing when supporting 24"(610mm) and 30"(762mm) deep worksurfaces at standard height.


Specification Tips

- Right and Left-hand cantilevers can be installed side-by-side between worksurfaces in an in-line condition.
- Mounts underside of worksurface in one inch vertical increments from 21"(533mm)-28"(711mm).
- For use with Work Rail Top Trim or Aluminum Top Trim.

To Order, Specify:

- 1) Product number.
- 2) Trim color.

Connections Side/Corner Bracket



ZZBA

Description	Number	Trim A	B
Right-Hand	ZZBA-0000-CRJB	\$66.89	\$84.35
Left-Hand	ZZBA-0000-CLJB	66.89	84.35

Features

- Includes one right- or left-hand bracket, attachment hardware and dislodgement clip.
- Installs in Connections Frame rail.
- For use with worksurfaces with or without knife edge.

Specification Tips

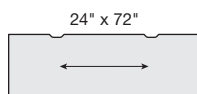
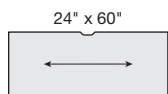
- Mounts underside of worksurface in one inch vertical increments from 21"(533mm)-28"(711mm).
- For use with Work Rail Top Trim or Aluminum Top Trim.
- Required for use with Corner, 120° Wrap-Around worksurface; back corner support.

To Order, Specify:

- 1) Product number.
- 2) Trim color.

Adaptable Worksurfaces

Rectangular



WURA

Features

- Includes work surface and tie plate.
- Laminate with 3mm edgeband (J) on user edge and 1mm edgeband on sides and back.
- Worksurfaces predrilled to accept most support options.
- Optional wireway along back edge of work surface is color-matched to solid side/back edge trim. When wood grain or patterned laminate is specified, wireway will be Charcoal. Refer to Specification Guide for wireway details.
- 24"(607mm)- to 60"(1524mm)-wide worksurfaces have one wireway.
- Worksurfaces wider than 60"(1524mm) have two wireways.
- **Installed worksurfaces without wireway will not allow clearance for power plug.**
- Depths and widths shown in nominal dimensions.
- Worksurfaces 36"(914mm) wide and above are drilled for pedestals.

Specification Tips

- **Work surface support specific to product line and work surface edge guidelines; must be separately specified; refer to Specification Guide for support and load.**
 - Standard cantilever brackets
 - Side/corner brackets
 - Work surface support panel
 - Support post or support column
 - Attached lower storage
 - P-Leg
- Intermediate support is required for unsupported work surface span greater than 60"(1524mm).

Note: Separately specified work surface reinforcement channels provide additional support for work surfaces with 50"(1270mm) spans that are heavily loaded and not otherwise supported by mid-span cantilevers, work surface support panels, columns, legs or attached lower storage.

To Order, Specify:

- 1) Product number, including:

① Wireway Options:

- A** Notched
- C** Without

- 2) Laminate surface color.
- 3) Edge trim color.

Adaptable Worksurfaces

Rectangular

Depth	Width	Number ^①	Laminate	
			A	B
18"(457mm)	24"(610mm)	WURA-1824-LJS	\$218.37	\$235.50
	27"(686mm)	WURA-1827-LJS	235.24	253.63
	30"(762mm)	WURA-1830-LJS	252.73	272.38
	33"(838mm)	WURA-1833-LJS	270.22	291.13
	36"(914mm)	WURA-1836-LJS	287.71	309.88
	39"(991mm)	WURA-1839-LJS	305.20	328.63
	42"(1067mm)	WURA-1842-LJS	322.69	347.38
	45"(1143mm)	WURA-1845-LJS	340.18	366.13
	48"(1219mm)	WURA-1848-LJS	396.80	424.01
	51"(1295mm)	WURA-1851-LJS	414.29	442.76
	54"(1372mm)	WURA-1854-LJS	431.78	461.51
	57"(1448mm)	WURA-1857-LJS	449.27	480.26
	60"(1524mm)	WURA-1860-LJS	466.76	499.01
	63"(1600mm)	WURA-1863-LJS	484.25	517.76
	66"(1676mm)	WURA-1866-LJS	501.74	536.51
	69"(1753mm)	WURA-1869-LJS	519.23	555.26
	72"(1829mm)	WURA-1872-LJS	536.72	574.01
	75"(1905mm)	WURA-1875-LJS	554.21	592.76
	78"(1981mm)	WURA-1878-LJS	571.70	611.51
	81"(2057mm)	WURA-1881-LJS	589.19	630.26
84"(2134mm)	WURA-1884-LJS	606.68	649.01	
87"(2210mm)	WURA-1887-LJS	624.17	667.76	
90"(2286mm)	WURA-1890-LJS	641.66	686.51	
93"(2362mm)	WURA-1893-LJS	659.15	705.26	
96"(2438mm)	WURA-1896-LJS	676.64	724.01	
24"(610mm)	24"(610mm)	WURA-2424-LJS	\$248.94	\$266.07
	27"(686mm)	WURA-2427-LJS	267.61	286.00
	30"(762mm)	WURA-2430-LJS	286.90	306.55
	33"(838mm)	WURA-2433-LJS	306.19	327.10
	36"(914mm)	WURA-2436-LJS	325.48	347.65
	39"(991mm)	WURA-2439-LJS	344.77	368.20
	42"(1067mm)	WURA-2442-LJS	364.06	388.75
	45"(1143mm)	WURA-2445-LJS	383.35	409.30
	48"(1219mm)	WURA-2448-LJS	441.77	468.98
	51"(1295mm)	WURA-2451-LJS	461.06	489.53
	54"(1372mm)	WURA-2454-LJS	480.35	510.08
	57"(1448mm)	WURA-2457-LJS	499.64	530.63
	60"(1524mm)	WURA-2460-LJS	518.93	551.18
	63"(1600mm)	WURA-2463-LJS	538.22	571.73
	66"(1676mm)	WURA-2466-LJS	557.51	592.28
	69"(1753mm)	WURA-2469-LJS	576.80	612.83
	72"(1829mm)	WURA-2472-LJS	596.09	633.38
	75"(1905mm)	WURA-2475-LJS	615.38	653.93
	78"(1981mm)	WURA-2478-LJS	634.67	674.48
	81"(2057mm)	WURA-2481-LJS	653.96	695.03
84"(2134mm)	WURA-2484-LJS	673.25	715.58	
87"(2210mm)	WURA-2487-LJS	692.54	736.13	
90"(2286mm)	WURA-2490-LJS	711.83	756.68	
93"(2362mm)	WURA-2493-LJS	731.12	777.23	
96"(2438mm)	WURA-2496-LJS	750.41	797.78	

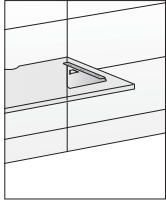
Adaptable Worksurfaces

Rectangular

Depth	Width	Number ①	Laminate	
			A	B
30"(762mm)	24"(610mm)	WURA-3024-LJS	\$316.22	\$333.35
	27"(686mm)	WURA-3027-LJS	336.72	355.11
	30"(762mm)	WURA-3030-LJS	357.84	377.49
	33"(838mm)	WURA-3033-LJS	378.96	399.87
	36"(914mm)	WURA-3036-LJS	400.08	422.25
	39"(991mm)	WURA-3039-LJS	421.20	444.63
	42"(1067mm)	WURA-3042-LJS	442.32	467.01
	45"(1143mm)	WURA-3045-LJS	463.44	489.39
	48"(1219mm)	WURA-3048-LJS	523.69	550.90
	51"(1295mm)	WURA-3051-LJS	544.81	573.28
	54"(1372mm)	WURA-3054-LJS	565.93	595.66
	57"(1448mm)	WURA-3057-LJS	587.05	618.04
	60"(1524mm)	WURA-3060-LJS	608.17	640.42
	63"(1600mm)	WURA-3063-LJS	629.29	662.80
	66"(1676mm)	WURA-3066-LJS	650.41	685.18
	69"(1753mm)	WURA-3069-LJS	671.53	707.56
	72"(1829mm)	WURA-3072-LJS	692.65	729.94
	75"(1905mm)	WURA-3075-LJS	713.77	752.32
	78"(1981mm)	WURA-3078-LJS	734.89	774.70
	81"(2057mm)	WURA-3081-LJS	756.01	797.08
84"(2134mm)	WURA-3084-LJS	777.13	819.46	
87"(2210mm)	WURA-3087-LJS	798.25	841.84	
90"(2286mm)	WURA-3090-LJS	819.37	864.22	
93"(2362mm)	WURA-3093-LJS	840.49	886.60	
96"(2438mm)	WURA-3096-LJS	861.61	908.98	

Worksurface Support

	Height	Depth	Width	Description	Number	Price
Standard Cantilever Bracket	9"(229mm)	16"(406mm)	1.625"(41mm)	Right-hand	ZZBD-1600-PR	\$ 72.94
				Left-hand	ZZBD-1600-PL	72.94
				Pair	ZZBD-1600-PP	119.78



ZZBD

Features

- Includes one right- and/or one left-handed bracket and mounting screws.
- Provides cantilever support for the left or right side of worksurface.
- Installs in panel side trim rail.
- Cantilever bracket can be used on either a 18"(457mm)-, 24"(610mm)- or 30"(762mm)-deep worksurface.
- Mounts worksurface in one inch vertical increments from a minimum of 17"(432mm) high.
- Provides clear access leg swing when supporting 24"(610mm)- and 30"(762mm)-deep worksurfaces at standard 29"(737mm) height.
- Standard in black.

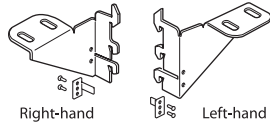
To Order, Specify:

- 1) Product number.
(No finish specification required.)

Specification Tip

- For use with Compose panels and Compose Connections frames.

Side/Corner Bracket



Right-hand
ZZBA-0000-PR
ZZBA-0000-PL
Left-hand

	Description	Number	Price
	Right-hand	ZZBA-0000-PR	\$22.72
	Left-hand	ZZBA-0000-PL	22.72

Features

- Includes one left- or right-hand bracket and mounting screws and dislodgement clip.
- Standard in black finish color only
- Installs into panel side trim rail and attaches to worksurface.
- Not for use with front corner of worksurfaces with knife edge.

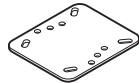
To Order, Specify:

- 1) Product number.
(No finish specification required.)

Specification Tip

- For use with Compose panels and Compose Connections frames.

Flush Mount Plate



ZUBF-0000-PN

	Depth	Width	Number	Price
	3"(76mm)	4"(102mm)	ZUBF-0000-PN	\$26.33

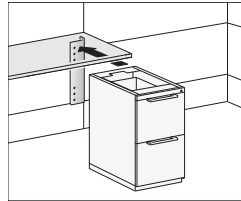
Features

- Includes one bracket and mounting screws.
- Mounts straight end of convergent worksurfaces or conference end worksurfaces to panel-hung worksurfaces.
- Standard in black finish color only.
- Provides attachment of two worksurfaces at the same height.

To Order, Specify:

- 1) Product number.
(No finish specification required.)

Pedestal-to-Panel Bracket



ZZBN

	Number	Trim A	B
	ZZBN-0000-PNJ	\$195.58	\$210.91

Features

- Includes one bracket and mounting screws.
- Install in panel side rail and attached to the back side of an attached pedestal.
- Does not attach to 2H lateral files.
- Worksurface and pedestal must be same nominal depth.
- Non-handed.
- For use with 3mm edgeband worksurfaces.

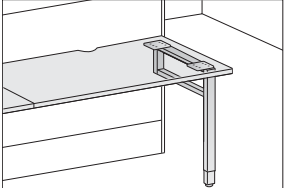
To Order, Specify:

- 1) Product number.
- 2) Trim color.

Specification Tip

- For use with Compose panels and Compose Connections frames.

Worksurface Support

	Height	Depth	Number	Trim A	B
P-Leg 	Fixed Height – Aluminum				
	28"(711mm)	18"(457mm)	ZZFJ-1800-PNEF	\$496.15	\$513.68
		24"(610mm)	ZZFJ-2400-PNEF	532.56	550.09
		30"(762mm)	ZZFJ-3000-PNEF	568.97	586.50
	Fixed Height – Steel				
	28"(711mm)	18"(457mm)	ZZFP-1800-PNEF	\$355.94	\$373.47
	24"(610mm)	ZZFP-2400-PNEF	392.35	409.88	
	30"(762mm)	ZZFP-3000-PNEF	428.76	446.29	

ZZFJ

Features

- Includes mounting bracket and mounting hardware with fixed height aluminum P-leg, or one fixed height steel P-leg.
- Installs in panel frame component slots.
- Non-handed design may be installed in left-hand, right-hand or shared configuration.
- Provides full support for one end of equal depth worksurface.
- 1"(25mm) adjustment glide on fixed leg.

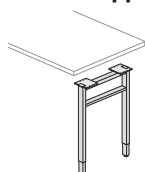
To Order, Specify:

- 1) Product number.
- 2) Trim color.

Specification Tips

- Not intended to support overhead storage unit at end of run.
- For use with 3mm edgeband worksurfaces.

Double Support Leg

ZZFK
ZZFD

Fixed Height – Aluminum					
28"(711mm)	18"(457mm)	ZZFK-1800-PNFF	\$543.56	\$560.42	
	24"(610mm)	ZZFK-2400-PNFF	576.01	592.87	
	30"(762mm)	ZZFK-3000-PNFF	608.46	625.32	
Fixed Height – Steel					
28"(711mm)	18"(457mm)	ZZFD-1800-PNFF	\$408.65	\$425.51	
	24"(610mm)	ZZFD-2400-PNFF	441.10	457.96	
	30"(762mm)	ZZFD-3000-PNFF	473.55	490.41	

Features

- Includes mounting hardware and one fixed height steel or aluminum double support leg.
- Leg may be installed in left-hand or right-hand configuration.
- 1"(25mm) adjustment glide on fixed leg.
- Provides full support for one end of equal depth worksurface.

To Order, Specify:

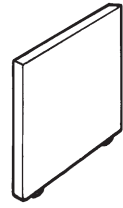
- 1) Product number.
- 2) Trim color.

Specification Tips

- Typically used to support one end of panel attached convergent worksurface.
- Double leg with glide can be used to replace support post or support column.
- Use reduced depth support leg below worksurface. Example:
24"(610mm) deep worksurface - use 18"(457mm) deep double support leg.
- Can be used in Freestanding applications.
 - Each leg must be within 6 inches of side edge of worksurface.
 - Span between legs must not exceed 60"(1524mm).

Worksurface Support

Worksurface Support Panel



ZZFS

Edgeband



Height	Thickness	Depth	Number	Laminate A	B
27.875"(708mm)	1.5"(38mm)	12"(305mm)	ZZFS-1200-LNEJ	\$327.21	\$354.60
		18"(457mm)	ZZFS-1800-LNEJ	354.63	379.98
		24"(610mm)	ZZFS-2400-LNEJ	382.05	405.36
		30"(762mm)	ZZFS-3000-LNEJ	409.47	430.74

Features

- Includes support panel with glides and mounting hardware.
- Installs in panel frame component slots and attaches under the end of a worksurface.
- Provides full support for one end of equal depth worksurfaces.
- Recommended in heavy loading conditions.
- Non-handed design may be installed in left-hand, right-hand or shared configuration.
- Laminate surface with plastic edge trim, 3mm radiused user edge provides soft access to knee space.
- Adjustable glides provide a maximum of 2.5"(63mm) of height adjustment.

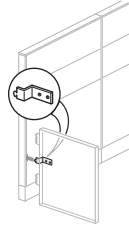
To Order, Specify:

- 1) Product number.
- 2) Laminate color.
- 3) Edge trim color.

Specification Tips

- Separately specify Anti-Dislodgement Bracket for additional support.
- For use with Compose panels and Compose Connections frames.

Anti Dislodgement Bracket for use with Worksurface Support Panels



ZZBF-0000-P

Height	Description	For use with	Number ①	Price
0.9"(23mm)	Non-shared	End condition	ZZBF-0000-P <input type="checkbox"/>	\$110.81
	Shared	Panel seams	ZZBF-0000-P <input type="checkbox"/> S	\$110.81

Features

- Includes one left or right-hand shared or non-shared anti-dislodgement bracket and mounting screws.
- Standard in black finish only.

Specification Tips

- **Anti-Dislodgement Bracket only for use with worksurface support panels used in conjunction with a worksurface.**
- Worksurface support panel with anti-dislodgement bracket can be used in place of a return panel in some applications.
- Panel runs with worksurface support panels: minimum of one anti-dislodgement bracket needed per side.
- See Compose Load and Support guidelines for details.

To Order, Specify:

- 1) Product number, including:

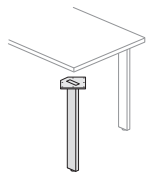
① Handedness:

- R Right
 L Left

(No finish specification required.)

Worksurface Support

	Height	Depth	Width	Number	Trim A	B
Single Support Leg	28"(711mm)	3.25"(83mm)	1.125"(29mm)	ZUFJ-0101-PNFG	\$205.98	\$223.59



ZUFJ

Class CA – SIN 33721;
Discount Group VIII

Features

- Includes one support leg and mounting hardware.
- Glide provides 0.5"(13mm) of height adjustment.

Specification Tips

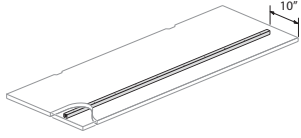
- May be used with worksurfaces in 90° or 45° applications.
- One end of worksurface must be panel attached, not to be used as freestanding.

To Order, Specify:

- 1) Product number.
- 2) Trim color.

Worksurface Accessories

	Length	Height	Number	Price
Worksurface Reinforcement Bar	48"(1219mm)	1.5"(38mm)	WUAR-4800-PHS	\$131.93
	60"(1524mm)	1.5"(38mm)	WUAR-6000-PHS	154.77
	72"(1829mm)	1.5"(38mm)	WUAR-7200-PHS	177.61
	96"(2438mm)	1.5"(38mm)	WUAR-9600-PHS	223.29



WUAR-PHS

Features

- Includes metal tube and mounting screws.
- Field installed, located and drilled per installation instructions; 10"(254mm) from user edge of the worksurface.

To Order, Specify:

- 1) Product number.
(No finish specification required.)

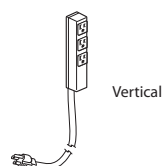
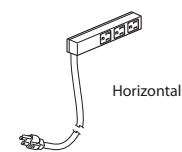
Specification Tips

- Not recommended for use with keyboard trays or AKPs. Use shorter length, as needed, to accommodate other under worksurface support components.
- Pedestals under 25"(635mm) in height can be used under a worksurface with a worksurface reinforcement bar.
- When the height of the spine panel is 50"(1270mm) or lower; A minimum of 72"(1829mm) worksurface reinforcement bar **must** be specified to provide additional support on a contiguous laminate or wood worksurface with 72"(1829mm) or greater gap between floor supports. Where feasible; longer worksurface reinforcement bars provide additional strength.
- See Compose Load and Support guidelines for details.

Electrical Components

Belong Power Tap

Power Tap — Corded Horizontal and Vertical



EUET-0000-1M3N



Cord Length — Horizontal

6'(1829mm)	1	EUET-0000-1M3N16L	\$114.62
9'(2743mm)	1	EUET-0000-1M3N19L	122.72
15'(4572mm)	1	EUET-0000-1M3N1EL	138.92
25'(7620mm)	1	EUET-0000-1M3N1YL	165.92

Cord Length — Vertical

6'(1829mm)	1	EUET-0000-1M3N16S	\$114.62
9'(2743mm)	1	EUET-0000-1M3N19S	122.72
15'(4572mm)	1	EUET-0000-1M3N1ES	138.92
25'(7620mm)	1	EUET-0000-1M3N1YS	165.92

Features

- Includes Power Tap with three 15A receptacle outlets (MEMA 5-15R) with cord and plug (15A NEMA 5-15-P).
- Power Tap housing with receptacles available in charcoal or graphite finish; cord standard in black only.
- Field installed.

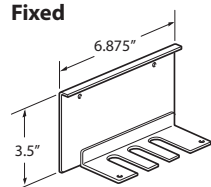
To Order, Specify:

- 1) Product number.
- 2) Trim color.
TR-K Charcoal
TR-J Graphite

Specification Tips

- For use with 120 volt 60 hertz power source only.
- Specify mounting bracket separately.
 - Fixed Bracket with three patch cord holder mounts Power Tap to edge of worksurface with mounting screws. **Horizontal Power Tap required.**
 - Adjustable bracket mounts Power Tap to edge of worksurface with thumb screws for ease of relocation. **Horizontal Power Tap required.** (Not available on RUSH)
 - Under Surface bracket mounts Power Tap under worksurface. **Vertical Power Tap required.** (Not available on RUSH)
- Application may require approval of local authority having jurisdiction (AHJ); ensure compliance before placing orders and installation.

Power Tap Bracket — Fixed



ZUAP-0000-PFD

Fixed	ZUAP-0000-PFD	\$47.19	\$53.95
-------	---------------	----------------	----------------

Features

- Includes one Power Tap mounting bracket and mounting hardware.
- Fixed Bracket mounts Power Tap to edge of worksurface with mounting screws.
- Fixed bracket accommodates three patch cords.
- **Horizontal Power Tap required.**

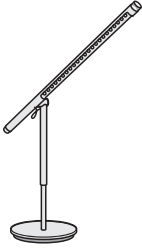

To Order, Specify:

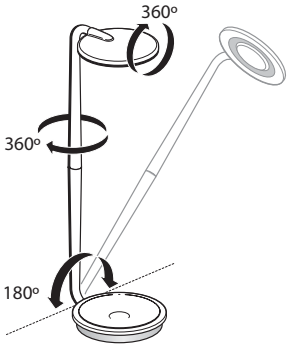

- 1) Product number.
- 2) Trim color.

Specification Tips

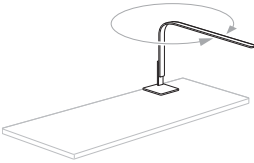

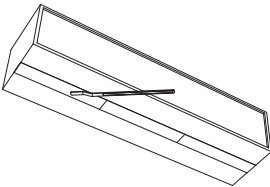

- Accommodates 1.19"(30mm) thick tops.
- Power Tap applications should be reviewed by local authorities (electrical inspector) prior to ordering due to varying local codes.
- **Not compatible with the Power Tap-Corded shipped prior to July 2013.**

Lighting — Haworth Collection

	Base Diameter	Description	Number	Price
Brazo Table Light	8.5"(216mm)	Brushed Aluminum	LBJ1-0026-19FLCN	\$500.00
	Features		To Order, Specify:	
LBJ1	<ul style="list-style-type: none"> Includes base, adjustable height fixture, 26.5"(673mm) arm with LED light and clear lens, nine foot removable silvertone cord. Features a LED light source with full dim control knob located on end of arm and 90° disbursement adjustment. 1.5 to 9 watts. Arm rotates 360°. Table light adjustable height fixture range is 14"-22"(356mm-559mm) from desktop. Base includes scratch-resistant bottom cover with side cord location. Table light overall height range with arm extended at 180° is 41"(1041mm). 		1) Product number.	
	Specification Tips			
	<ul style="list-style-type: none"> Minor assembly required. For use with 120 volt 60 hertz electrical system. 			

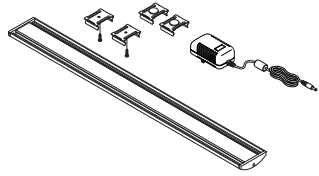
Pixo Table Light			LUPT-0016-05FLC	\$250.00
	Features		To Order, Specify:	
LUPT	<ul style="list-style-type: none"> Includes base with USB charging port, 16.5"(419mm) arm with LED light and 6'(182cm) attached cord. Available in supplier white. Hi-low dim control. 360° arm rotation. 180° arm tilt. 360° shade rotation. Advanced LED array eliminates multiple shadows. Power consumption: 6W. Color temperature: 3000K. Luminosity: 285 Lumens. Color Rendition Index: 90 CRI. 50K hour lifespan. Cord length: 6'(182cm). 		1) Product number.	
	Specification Tips		2) Trim color: TR-13 White	
Intertek	<ul style="list-style-type: none"> Minor assembly required. For use with 120 volt 60 hertz electrical system. 			

Lighting — Haworth Collection

	Description	Number	Price
LIM Table Light  Table Light with Pivot LLL2 	Description Table Light with Pivot Features <ul style="list-style-type: none"> Includes base/mount, 22"(559mm) arm with LED light with a clear lens, nine foot removable silvertone cord, and one wire management clip. Features two-stage light control with 3.0 watt and 7.3 watt selection. Lights use magnets to attach to base or brackets. <ul style="list-style-type: none"> Available in Textured White. Pivot rotates 360° around the base. Arm rotates around magnetic connection between base and light arm. Pivot light does not have adjustable height. Base includes scratch-resistant bottom. Base size: 5"(127mm) height, 4.5"(114mm) width, 5.5"(140mm) depth. 	Number LLL2-0022-19FLC To Order, Specify: <ol style="list-style-type: none"> Product number. Trim color: TR-L2 Textured White 	Price \$350.00
Specification Tips <ul style="list-style-type: none"> For use with 120 volt 60 hertz electrical system. Minor assembly required. 			
LIM Mounted Lighting  Under Shelf LLU2 	Description Under Shelf Proud Features <ul style="list-style-type: none"> Includes mount, 23.25"(591mm) arm with LED light with a clear lens, nine foot removable silvertone cord, and one wire management clip. Features two-stage light control with 3.0 watt and 7.3 watt selection. Lights use magnets to attach to brackets. Available in Textured White. Arm rotates at Under Shelf attachment bracket. For use with Adaptable Upper Storage. When used with other storage units, a separately ordered Worksurface Mount Bracket may be required. 	Number LLU2-0023-19ULC To Order, Specify: <ol style="list-style-type: none"> Product number. Trim color: TR-L2 Textured White 	Price \$285.00
Specification Tips <ul style="list-style-type: none"> For use with 120 volt 60 hertz electrical system. Minor assembly required. 			

Lighting — Haworth

	Fixture Length	Watts	Number	Price
Reed Premier™ Stand-Alone LED Task Light	16.4"(417mm)	7.8	LUTS-0017-19ULD5	\$264.22



LUTS-0017-19ULD5



Features

- Includes 17"(432mm) LED fixture, 15 watt power supply with nine foot removable power cord.
- Standard in anodized (silver) color with white end caps.
- Height: 0.5"(12.7mm); Width: 2.0"(51mm); Length: 16.4"(417mm).

Specification Tips

- For use with 120 volt, 60 hertz electrical system.
- Color Temp: 3500K.
- Color Rendition Index: 84 CRI.
- Rated Lifespan: 5 0,000 hour.
- Not intended for daisy chaining.
- Single touch on/off with continuous dimming from 15-100%.
- Includes screw and magnetic attachment hardware for steel, laminate and wood.
- Intended for use in horizontal applications.

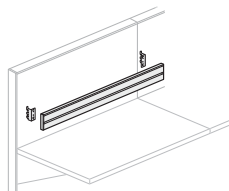
To Order, Specify:

- 1) Product number.
(No finish specification required.)

Work Tools

Belong

	Height	Depth	Width	Number	Trim A	B
Rail Mount — Single Side	Compose					
	4"(102mm)	1"(25mm)	24"(610mm)	KUR1-0424-PZN	\$176.17	\$191.14
			30"(762mm)	KUR1-0430-PZN	188.89	205.22
			36"(914mm)	KUR1-0436-PZN	201.61	219.30
			42"(1067mm)	KUR1-0442-PZN	214.33	233.38
			48"(1219mm)	KUR1-0448-PZN	227.05	247.46
			54"(1372mm)	KUR1-0454-PZN	239.77	261.54
		60"(1524mm)	KUR1-0460-PZN	343.70	366.83	



KUR1-0424-PZN

Features

- Includes one rail with panel attachment brackets.
- Mounts to panel side trim rails/connectors/slotted frame/wall track to support rail tools.
- Tool Rail is 0.625"(16mm) thick; brackets provide 0.375"(10mm) gap for cord management.
- Belong and Jump Stuff work tools may be used; separately specified.

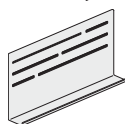
To Order, Specify:

- 1) Product number.
- 2) Trim Color for rail/brackets.

Specification Tips

- **Supports maximum load of 40 pounds of Paper Management evenly distributed.**
- Panel mounted rail may span one or more panels equivalent to rail width.
- Recommended mounting position is approximately 9"(229mm) above worksurface.
- Rail is for use with Compose.

Territory Screen — End-of Run	11.78"(299mm)	3"(76mm)	23.75"(603mm)	8.0 (3.6kg)	With Slots	KUTS-1224-ESNN	\$176.25	\$184.25
--------------------------------------	---------------	----------	---------------	-------------	------------	----------------	----------	----------



KUTS-E

Features

- Includes one freestanding steel End-of-Run Territory Screen with double sided attachment material.
- Slotted Territory Screen includes three rows of two slots; 2"(51mm) between rows (centerline-to-centerline):
- Slot Widths for 23.75"(603mm):
 - Top Row: 15.31"(389mm) and 5.25"(133mm).
 - Middle Row: 10.28"(261mm) and 10.28"(261mm).
 - Bottom Row: 5.25"(133mm) and 15.31"(389mm).
- Supports maximum weight of 5 pounds (2.3kg) on side with ledge.
- Non-writable, magnetic surface.

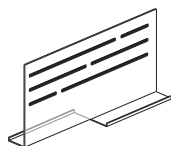
To Order, Specify:

- 1) Product number.
- 2) Trim color.

Specification Tips

- End-of-Run Territory Screen is not designed for use with Base Tray.
- For use with separately specified Belong or Jump Stuff work tools.
- Hanging accessories should be mounted in ledge side of End-of-Run Territory Screen with slots.

Territory Screen — Shared	11.78"(299mm)	6"(152mm)	23.75"(603mm)	8.0 (3.6kg)	With Slots	KUTS-1224-SSNN	\$189.59	\$197.59
----------------------------------	---------------	-----------	---------------	-------------	------------	----------------	----------	----------



KUTS-S

Features

- Includes one freestanding steel Shared Territory Screen with double sided attachment material.
- Slotted Territory Screen includes three rows of two slots; 2"(51mm) between rows (centerline-to-centerline):
- Slot Widths for 23.75"(603mm):
 - Top Row: 15.31"(389mm) and 5.25"(133mm).
 - Middle Row: 10.28"(261mm) and 10.28"(261mm).
 - Bottom Row: 5.25"(133mm) and 15.31"(389mm).
- Supports maximum weight of 5 pounds (2.3kg).
- Non-writable, magnetic surface.

To Order, Specify:

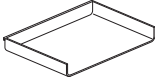
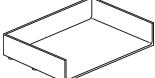

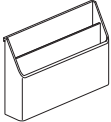
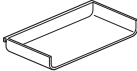
- 1) Product number.
- 2) Trim color.

Specification Tips

- Shared Territory Screen is not designed for use with Base Tray.
- For use with separately specified Belong or Jump Stuff work tools.
- Hanging accessories may be mounted from either side of Shared Territory Screen with slots.

Work Tools

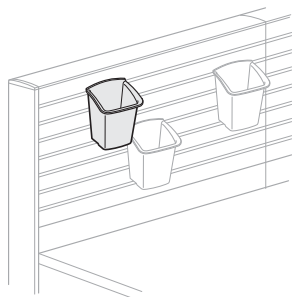
Belong

	Height	Depth	Width	Description	Number	Price
Paper Tray — Landscape	1.5"(38mm)	8.875"(225mm)	12.75"(324mm)	Slat — Document Tray	KUPT-0913-H	\$29.01
	2.5"(38mm)	8.875"(225mm)	12.75"(324mm)	Freestanding — Stacking Tray	KUPT-0913-F	\$34.54
 KUPT-0913-H  KUPT-0913-F	Features <ul style="list-style-type: none"> Includes one plastic tray. Slat document tray mounts on Belong rail, Belong slat tile and Beside stanchion and Compose slat tile. Slat document tray supports maximum of one ream (5 pounds/2.3kg) of paper. Freestanding stacking tray is freestanding and stacks 4 high. 			To Order, Specify: <ol style="list-style-type: none"> Product number. Trim color. <ul style="list-style-type: none"> TR-R Beige TR-1R Brownstone TR-RR Rusty Red TR-FM Snow <p>Note: Snow (TR-FM) plastic trim color is not recommended for use with painted trim colors Plaster (TR-TW) or Chalk (TR-AK). Refer to Very' Seating chainset for Snow.</p>		
Tool Cup	3.5"(90mm)	2.5"(38mm)	2.5"(38mm)		KUTC-0000-H	\$24.87
 KUTC-0000-H	Features <ul style="list-style-type: none"> Includes one plastic tool cup. Tool cup mounts on: <ul style="list-style-type: none"> –Belong rail –Belong slat tile –Beside stanchion –Open C Cubby with slots –Compose slat tile Can also be used in freestanding applications. 			To Order, Specify: <ol style="list-style-type: none"> Product number. Trim color. <ul style="list-style-type: none"> TR-R Beige TR-1R Brownstone TR-RR Rusty Red TR-FM Snow <p>Note: Snow (TR-FM) plastic trim color is not recommended for use with painted trim colors Plaster (TR-TW) or Chalk (TR-AK). Refer to Very' Seating chainset for Snow.</p>		
Hanging Sorter	8.5"(216mm)	2.5"(64mm)	12.75"(324mm)		KUHS-0000-H	\$67.71
 KUHS-0000-H	Features <ul style="list-style-type: none"> Includes one hanging sorter with two paper sorters. Interior depth of each sorter is 1"(25mm). Hanging sorter mounts on: <ul style="list-style-type: none"> –Belong rail –Belong slat tile –Beside stanchion –Open C Cubby with slots –Compose slat tile 			To Order, Specify: <ol style="list-style-type: none"> Product number. Trim color. <ul style="list-style-type: none"> TR-R Beige TR-1R Brownstone TR-RR Rusty Red TR-FM Snow <p>Note: Snow (TR-FM) plastic trim color is not recommended for use with painted trim colors Plaster (TR-TW) or Chalk (TR-AK). Refer to Very' Seating chainset for Snow.</p>		
Mini Shelf	1"(25mm)	4"(102mm)	8"(203mm)		KUSH-0408-H	\$24.87
 KUSH-0408-H	Features <ul style="list-style-type: none"> Includes one plastic shelf. Mini shelf mounts on: <ul style="list-style-type: none"> –Belong rail –Belong slat tile –Beside stanchion –Open C Cubby with slots –Compose slat tile 			To Order, Specify: <ol style="list-style-type: none"> Product number. Trim color. <ul style="list-style-type: none"> TR-R Beige TR-1R Brownstone TR-RR Rusty Red TR-FM Snow <p>Note: Snow (TR-FM) plastic trim color is not recommended for use with painted trim colors Plaster (TR-TW) or Chalk (TR-AK). Refer to Very' Seating chainset for Snow.</p>		

Work Tools

Jump Stuff

	Height	Depth	Width	Number	Price
Tool Cup	5.5"(140mm)	3.5"(89mm)	4"(102mm)	DTWC-2	\$26.70



DTWC-2

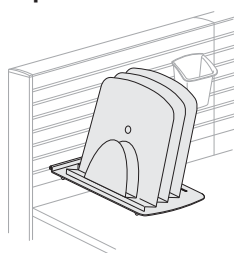
Feature

- Mounts on rail and slat pad. Can also be used in freestanding applications.

To Order, Specify:

- 1) Product number.
- 2) Translucent trim color.

	Height	Depth	Width	Number	Trim A	B
Paper Sorter	9.25"(235mm)	11"(279mm)	9"-12"(229mm-305mm)	DTPR-3	\$84.57	\$87.54



DTPR-3

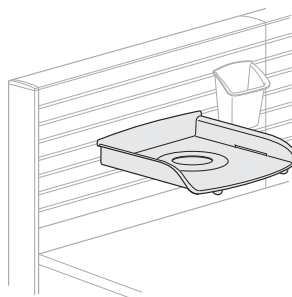
Features

- Includes three dividers, one shelf, and mounting bracket.
- Mounts on slat pad.
- Can also be used as a horizontal freestanding tray.
- Supports maximum of two reams (ten pounds/4.6 kilograms) of paper.

To Order, Specify:

- 1) Product number.
- 2) Translucent trim color.
- 3) Trim color for bracket.

	Height	Depth	Width	Number	Price
Letter Tray	2.5"(64mm)	12"(305mm)	10.5"(267mm)	DTLT-2	\$31.17



DTLT-2

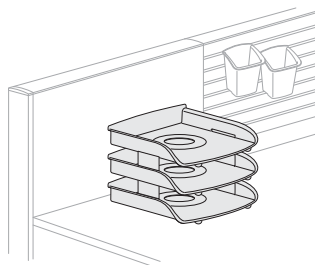
Features

- Mounts on rail at 60° angle or horizontally.
- Mounts on slat pad horizontally.
- Can also be used in freestanding applications.
- Use Letter Tray Stacking Brackets (DTLS-2) to convert to stacking letter trays.
- Supports maximum of one ream (five pounds/2.3 kilograms) of paper.

To Order, Specify:

- 1) Product number.
- 2) Translucent trim color.

	Height	Depth	Width	Number	Price
Letter Tray Stacking Kit	8"(203mm)	12"(305mm)	10.5"(267mm)	DTLS-2	\$80.12



DTLS-2

Features

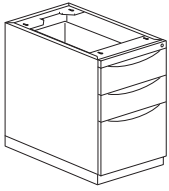
- Includes three letter trays and two stacking brackets.
- Used in freestanding applications.

To Order, Specify:

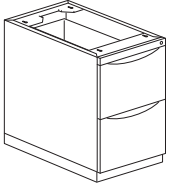
- 1) Product number.
- 2) Translucent trim color.

X Series Pedestals

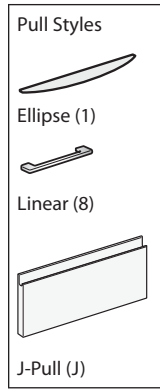
Attached Pedestal



JPAH-S1



JPAJ-S1



Features

- Includes steel pedestal and attachment hardware.
- Pedestal with box drawers includes a single pencil tray.
- Box drawers include one divider in each drawer.
- File drawers include one compressor in each drawer.
- Drawer fronts are painted steel.
- Optional drawer pulls include Ellipse, Linear, and J-Pull.
 - Ellipse pull available in non-metallic trim colors only
 - J-Pull trim color matches case trim color
 - Linear pulls are brushed nickel finish
- Drawers have full extension steel ball-bearing slides.
- Drawer interiors and accessories are black finish color.
- Single lock secures all drawers.
- Lock plug is available in black or chrome.
- Glides provide 1”(25mm) adjustment range.

To Order, Specify:

- 1) Product number.
- 2) Trim color for drawer fronts and case.
- 3) Trim color for pull (Ellipse only). (Non-Metallic trim colors only)
- 4) Trim color for lock plug.

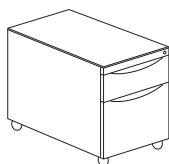
Specification Tips

- When attaching pedestal to a square edge worksurface, the pedestal depth must be equal to, or less than the worksurface depth.
 - 18”(457mm) square edge worksurface accepts an 18”(457mm) deep pedestal
 - 24”(610mm) square edge worksurface accepts an 18”(457mm) or 24”(610mm) deep pedestal
 - 30”(762mm) square edge worksurface accepts an 18”(457mm), 24”(610mm), or 30”(762mm) deep pedestal
- When attaching pedestal to a knife edge worksurface, the pedestal depth must be at least 6”(152mm) less than worksurface depth.
 - 18”(457mm) deep knife edge worksurface will not accept an attached pedestal
 - 24”(610mm) deep knife edge worksurface will accept an 18”(457mm) deep pedestal
 - 30”(762mm) deep knife edge worksurface will accept an 18”(457mm) or 24”(610mm) deep pedestal
- When using pedestal to support one end of a worksurface in a panel system application, secure the worksurface to the panel using a corner bracket, cantilever, or pedestal to panel bracket; specified separately.
- When attaching a panel-hung worksurface up to 2”(51mm) higher than standard mounting height, use a worksurface height adjustment kit, specified separately.
- 18”(457mm)-deep pedestal accommodates letter-size filing only.
- Additional accessories are available and can be specified separately.

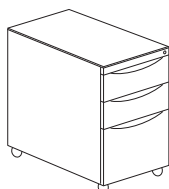
Actual Depth	Actual Width	Pull	Number	Trim A	B
27.5”(699mm) High — Box/Box/File					
17” (432mm)	15” (381mm)	1	JPAH-18-S1	\$641.31	\$707.61
		J	JPAH-18-SJ	641.31	707.61
		8	JPAH-18-S8	753.45	819.75
23” (584mm)	15” (381mm)	1	JPAH-24-S1	\$671.45	\$747.40
		J	JPAH-24-SJ	671.45	747.40
		8	JPAH-24-S8	783.59	859.54
27.5”(699mm) High — File/File					
17” (432mm)	15” (381mm)	1	JPAJ-18-S1	\$599.13	\$665.43
		J	JPAJ-18-SJ	599.13	665.43
		8	JPAJ-18-S8	673.89	740.19
23” (584mm)	15” (381mm)	1	JPAJ-24-S1	\$629.27	\$705.22
		J	JPAJ-24-SJ	629.27	705.22
		8	JPAJ-24-S8	704.03	779.98

X Series Pedestals

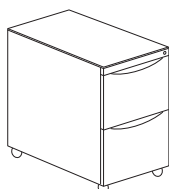
Mobile Pedestal



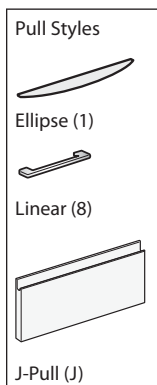
JPMA-S1



JPMH-S1



JPMJ-S1

**Features**

- Includes steel pedestal with non-locking casters; two fixed casters in front, and two swivel casters at the back.
- Pedestal with box drawers includes a single pencil tray.
- Box drawers include one divider in each drawer.
- File drawers include one compressor in each drawer.
- Drawer fronts are painted steel.
- Optional drawer pulls include Ellipse, Linear, and J-Pull.
 - Ellipse pull available in non-metallic trim colors only
 - J-Pull trim color matches case trim color
 - Linear pulls are brushed nickel finish
- Drawers have full extension steel ball-bearing slides.
- Drawer interiors and accessories are black finish color.
- Single lock secures all drawers.
- Lock plug is available in black or chrome.

To Order, Specify:

- 1) Product number.
- 2) Trim color for drawer fronts and case.
- 3) Trim color for pull (Ellipse only). (Non-Metallic trim colors only)
- 4) Trim color for lock plug.

Specification Tips

- For a mobile pedestal with a cushion top, specify **C** in the third option.

Example: JPMA-24-S1C.

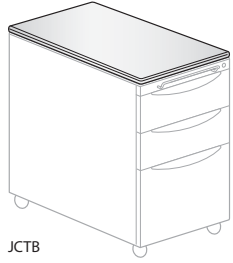
A pedestal with this option will not include a top, allowing a cushion top to be field installed. Specify cushion top separately.

- Mobile file/file pedestal with a cushion top will not fit under a work surface.
- Additional accessories are available and can be specified separately.

Actual Depth	Actual Width	Pull	Number	Trim	
				A	B
21.5" (546mm) High — Box/File					
17" (432mm)	15" (381mm)	1	JPMA-18-S1	\$659.39	\$ 712.43
		J	JPMA-18-SJ	659.39	712.43
23" (584mm)	15" (381mm)	8	JPMA-18-S8	734.15	787.19
		1	JPMA-24-S1	\$689.53	\$ 752.22
		J	JPMA-24-SJ	689.53	752.22
		8	JPMA-24-S8	764.29	826.98
27.5" (699mm) High — Box/Box/File					
17" (432mm)	15" (381mm)	1	JPMH-18-S1	\$790.78	\$ 857.08
		J	JPMH-18-SJ	790.78	857.08
		8	JPMH-18-S8	902.92	969.22
23" (584mm)	15" (381mm)	1	JPMH-24-S1	\$820.92	\$ 896.87
		J	JPMH-24-SJ	820.92	896.87
		8	JPMH-24-S8	933.06	1009.01
27.5" (699mm) High — File/File					
17" (432mm)	15" (381mm)	1	JPMJ-18-S1	\$748.60	\$ 814.90
		J	JPMJ-18-SJ	748.60	814.90
		8	JPMJ-18-S8	823.36	889.66
23" (584mm)	15" (381mm)	1	JPMJ-24-S1	\$778.74	\$ 854.69
		J	JPMJ-24-SJ	778.74	854.69
		8	JPMJ-24-S8	853.50	929.45

X Series Pedestal Accessories

	Height	Depth	Width	Number	Fabric Grade A
Pedestal Cushion Kit	1"(25mm)	17"(432mm)	15"(381mm)	JCTB-18	\$183.45
	1"(25mm)	23"(584mm)	15"(381mm)	JCTB-24	318.67



Features

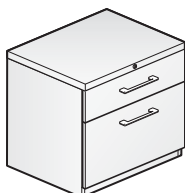
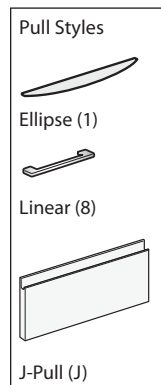
- Includes cushion with fastener.
- Works with X Series and V Series 18"(457mm) and 24"(610mm) deep pedestals.
- Field installed.

To Order, Specify:

- 1) Product number.
- 2) Fabric surface/color.

X Series 1.5H Filing & Storage

1.5H Lateral File – Proud Front

JLPD-S1
(Box - File Proud)**Features**

- Includes:
 - One 12”(305mm) high file drawer and one 6”(152mm) high box drawer
 - Factory-installed counterweight
- File drawer includes side-to-side hanging bars that accommodate letter, legal, and EDP suspended file folders.
- Drawer fronts are painted steel.
- Optional drawer pulls include Ellipse, Linear, and J-Pull.
 - Ellipse pull available in non-Metallic trim colors only
 - J-Pull pull trim color matches case trim color
 - Linear pulls are brushed nickel finish
- Drawers have full extension steel ball-bearing slides.
- Drawer interiors and accessories are black finish color.
- Single lock secures both drawers.
- Lock plug is available in black or chrome.
- Glides provide 1.5”(38mm) adjustment range.

To Order, Specify:

- 1) Product number.
- 2) Trim color for case and front.
- 3) Trim color for pull (Ellipse only).
(Non-Metallic trim colors only)
- 4) Trim color for lock plug.

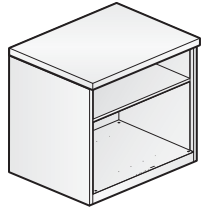
Specification Tips

- When using one or more 1.5H units to provide guest seating, file top or common file top is required; specified separately.
- Cushion available for use on file top or common file top; specified separately.

Actual Depth	Actual Width	Pull	Number	Trim	
				A	B
1.5H, 21.5”(546mm) — Box/File					
18.75” (476mm)	29.875” (759mm)	1	JLPD-1530-S1	\$1204.15	\$1302.21
		J	JLPD-1530-SJ	1204.15	1302.21
35.875” (911mm)	29.875” (759mm)	8	JLPD-1530-S8	1276.85	1374.91
		J	JLPD-1530-SJ	1276.85	1374.91
	35.875” (911mm)	1	JLPD-1536-S1	\$1411.33	\$1538.85
		J	JLPD-1536-SJ	1411.33	1538.85
35.875” (911mm)	35.875” (911mm)	8	JLPD-1536-S8	1484.03	1611.55
		J	JLPD-1536-SJ	1484.03	1611.55

X Series 1.5H Filing & Storage

1.5H Open Storage Case – Proud Top



JSPN
(Open Proud Top)

Actual Depth	Actual Width	Number	Trim A	B
1.5H, 21.5"(546mm), Open				
18.75"(476mm)	29.875"(759mm)	JSPN-1530	\$ 908.57	\$ 963.51
	35.875"(911mm)	JSPN-1536	1115.75	1176.63

Features

- Includes a proud top that overhangs the front of the case by 0.75"(19mm), and an open interior with adjustable shelf that adjusts in 6"(152mm) increments.
- Interior and shelf match case color.

To Order, Specify:

- 1) Product number.
- 2) Trim color for case.

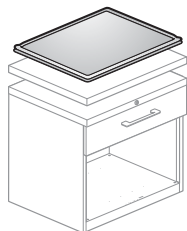
Specification Tips

- When using one or more 1.5H units to provide guest seating, file top or common file top is required; specified separately.
- Cushion available for use on file top or common file top; specified separately.
- Additional shelves can be specified separately.
- Bottom liner can be specified separately to conceal the leveling glide access holes and unused hardware attachment holes in the bottom panel.

X Series 1.5H Filing & Storage

Accessories

Cushion

JPFC-F
(Proud Front)

Depth	Width	Number	Fabric Grade A
For Proud Front Filing/Storage			
18.75"(476mm)	24"(610mm)	JPFC-1824-F	\$497.89
	30"(762mm)	JPFC-1830-F	573.85
	36"(914mm)	JPFC-1836-F	649.81

Features

- Includes one cushion and Slip-Fit pad.
- Cushion is 0.75"(19mm) thick and cover-stitched around edges.
- Cushion is reversible.

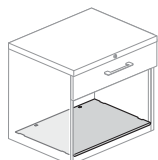
To Order, Specify:

- 1) Product number.
- 2) Fabric surface/color.

Specification Tips

- When using cushion on X Series filing and storage to provide guest seating, a file top or common file top is required; specified separately.
- Can be used on other X Series Filing and Storage.

Base Liner



JNAB-S

Depth	Width	Number	Trim	
			A	B
18"(457mm)	30"(762mm)	JNAB-30-S	\$62.35	\$78.02
	36"(914mm)	JNAB-36-S	67.67	86.94

Features

- Includes a painted steel base liner.
- Fits into the lower open storage section of the following products:
 - 1.5H combination unit (proud front or inset front)
 - 1.5H open storage case (proud front or inset front)
 - Cubby combination locker with open lower section
- Conceals the leveling glide access holes and unused hardware attachment holes in the bottom panel.

To Order, Specify:

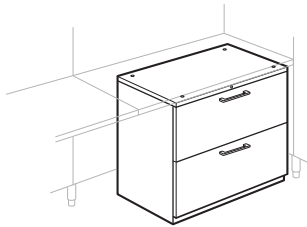
- 1) Product number.
- 2) Trim color.

Specification Tip

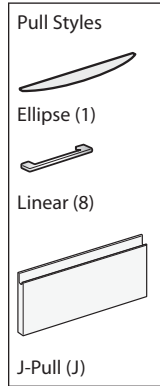
- Match liner width to storage width.

X Series Lateral Files — Attached

2H Lateral File – Proud Style



JLPD-S1A



Features

- Includes attachment hardware.
- Each 12”(305mm)-high drawer includes side-to-side hanging bars that accommodate letter, legal, EDP, international A4, and foolscap suspended file folders.
- Drawer fronts are painted steel.
- Optional drawer pulls include Ellipse, Linear, and J-Pull.
 - Ellipse pull available in non-metallic trim colors only
 - J-Pull trim color matches case trim color
 - Linear pulls are brushed nickel finish
- Drawers have full extension steel ball-bearing slides.
- Drawer interiors and accessories are black finish color.
- Single lock secures all drawers.
- Lock plug is available in black or chrome.
- Glides provide 1.5”(38mm) adjustment range.

To Order, Specify:

- 1) Product number.
- 2) Trim color for drawer fronts and case.
- 3) Trim color for pull (Ellipse only). (Non-Metallic trim colors only)
- 4) Trim color for lock plug.

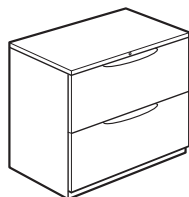
Specification Tips

- Must be attached under a worksurface 20”(508mm) deep or deeper.
- When using lateral file to support one end of a worksurface in a panel system application, secure the worksurface to the panel using a corner bracket or cantilever; specified separately.
- When attaching a panel-hung worksurface up to 2”(51mm) higher than standard mounting height, use a worksurface height adjustment kit, specified separately.
- Additional accessories are available and can be specified separately.

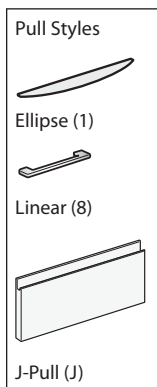
Actual Depth	Actual Width	Pull	Number	Trim	
				A	B
2H, 27.5”(699mm)					
18.75” (476mm)	29.875” (759mm)	1	JLPD-0230-S1A	\$ 954.96	\$1050.69
		J	JLPD-0230-SJA	954.96	1050.69
		8	JLPD-0230-S8A	1030.54	1126.27
18.75” (476mm)	35.875” (911mm)	1	JLPD-0236-S1A	\$1116.21	\$1224.54
		J	JLPD-0236-SJA	1116.21	1224.54
		8	JLPD-0236-S8A	1191.79	1300.12

X Series Lateral Files — Freestanding

2H Lateral File – Proud Style



JLPD-S1

**Features**

- Includes factory-installed counterweight.
- Each 12"(305mm)-high drawer includes side-to-side hanging bars that accommodate letter, legal, EDP, international A4, and foolscap suspended file folders.
- Drawer fronts are painted steel.
- Optional drawer pulls include Ellipse, Linear, and J-Pull.
 - Ellipse pull available in non-metallic trim colors only
 - J-Pull trim color matches case trim color
 - Linear pulls are brushed nickel finish
- Drawers have full extension steel ball-bearing slides.
- Drawer interiors and accessories are black finish color.
- Single lock secures all drawers.
- Lock plug is available in black or chrome.
- Glides provide 1.5"(38mm) adjustment range.

To Order, Specify:

- 1) Product number.
- 2) Trim color for drawer fronts and case.
- 3) Trim color for pull (Ellipse only). (Non-Metallic trim colors only)
- 4) Trim color for lock plug.

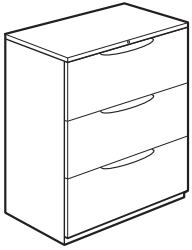
Specification Tip

- Additional accessories are available and can be specified separately.

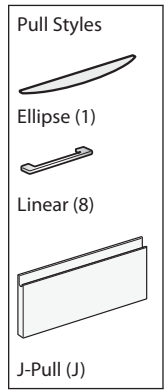
Actual Depth	Actual Width	Pull	Number	Trim	
				A	B
2H, 27.5"(699mm)					
18.75" (476mm)	29.875" (759mm)	1	JLPD-0230-S1	\$1094.80	\$1190.53
		J	JLPD-0230-SJ	1094.80	1190.53
18.75" (476mm)	35.875" (911mm)	8	JLPD-0230-S8	1170.38	1266.11
		1	JLPD-0236-S1	\$1283.78	\$1392.11
18.75" (476mm)	35.875" (911mm)	J	JLPD-0236-SJ	1283.78	1392.11
		8	JLPD-0236-S8	1359.36	1467.69

X Series Lateral Files — Freestanding

3H Lateral File – Proud Style



JLPD-S1



Features

- Each 12”(305mm)-high drawer includes side-to-side hanging bars that accommodate letter, legal, EDP, international A4, and foolscap suspended file folders.
- Drawer fronts are painted steel.
- Optional drawer pulls include Ellipse, Linear, and J-Pull.
 - Ellipse pull available in non-metallic trim colors only
 - J-Pull trim color matches case trim color
 - Linear pulls are brushed nickel finish
- Drawers have full extension steel ball-bearing slides.
- Drawer interiors and accessories are black finish color.
- Single lock secures all drawers.
- Lock plug is available in black or chrome.
- Glides provide 1.5”(38mm) adjustment range.

To Order, Specify:

- 1) Product number.
- 2) Trim color for drawer fronts and case.
- 3) Trim color for pull (Ellipse only). (Non-Metallic trim colors only)
- 4) Trim color for lock plug.

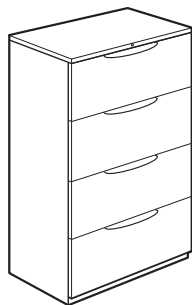
Specification Tips

- A separately specified counterweight is recommended when lateral file is not ganged to another file or anchored to a fixed object.
- Additional accessories are available and can be specified separately.

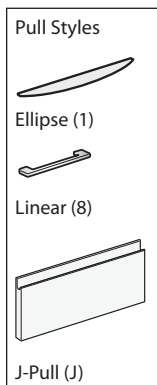
Actual Depth	Actual Width	Pull	Number	Trim	
				A	B
3H, 39.5”(1003mm)					
18.75”(476mm)	29.875”(759mm)	1	JLPD-0330-S1	\$1287.60	\$1418.63
		J	JLPD-0330-SJ	1287.60	1418.63
		8	JLPD-0330-S8	1400.97	1532.00
18.75”(476mm)	35.875”(911mm)	1	JLPD-0336-S1	\$1490.43	\$1639.08
		J	JLPD-0336-SJ	1490.43	1639.08
		8	JLPD-0336-S8	1603.80	1752.45

X Series Lateral Files — Freestanding

4H Lateral File – Proud Style



JLPD-S1

**Features**

- Each 12"(305mm)-high drawer includes side-to-side hanging bars that accommodate letter, legal, EDP, international A4, and foolscap suspended file folders.
- Drawer fronts are painted steel.
- Optional drawer pulls include Ellipse, Linear, and J-Pull.
 - Ellipse pull available in non-metallic trim colors only
 - J-Pull trim color matches case trim color
 - Linear pulls are brushed nickel finish
- Drawers have full extension steel ball-bearing slides.
- Drawer interiors and accessories are black finish color.
- Single lock secures all drawers.
- Lock plug is available in black or chrome.
- Glides provide 1.5"(38mm) adjustment range.

To Order, Specify:

- 1) Product number.
- 2) Trim color for drawer fronts and case.
- 3) Trim color for pull (Ellipse only). (Non-Metallic trim colors only)
- 4) Trim color for lock plug.

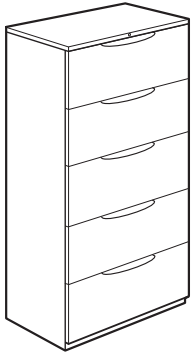
Specification Tips

- A separately specified counterweight is recommended when lateral file is not ganged to another file or anchored to a fixed object.
- Additional accessories are available and can be specified separately.

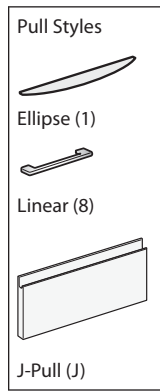
Actual Depth	Actual Width	Pull	Number	Trim A	B
4H, 51.5"(1308mm)					
18.75"(476mm)	29.875"(759mm)	1	JLPD-0430-S1	\$1620.24	\$1786.52
		J	JLPD-0430-SJ	1620.24	1786.52
		8	JLPD-0430-S8	1771.40	1937.68
18.75"(476mm)	35.875"(911mm)	1	JLPD-0436-S1	\$1907.49	\$2095.19
		J	JLPD-0436-SJ	1907.49	2095.19
		8	JLPD-0436-S8	2058.65	2246.35

X Series Lateral Files — Freestanding

5H Lateral File – Proud Style



JLPD-S1



Features

- Each 12”(305mm)-high drawer includes side-to-side hanging bars that accommodate letter, legal, EDP, international A4, and foolscap suspended file folders.
- Drawer front and lockbar are painted steel.
- Optional drawer pulls include Ellipse, Linear, and J-Pull.
 - Ellipse pull available in non-metallic trim colors only
 - J-Pull trim color matches case trim color
 - Linear pulls are brushed nickel finish
- Drawers have full extension steel ball-bearing slides.
- Drawer interiors and accessories are black finish color.
- Single lock secures all drawers.
- Lock plug is available in black or chrome.
- Glides provide 1.5”(38mm) adjustment range.

To Order, Specify:

- 1) Product number.
- 2) Trim color for drawer fronts and case.
- 3) Trim color for pull (Ellipse only). (Non-Metallic trim colors only)
- 4) Trim color for lock plug.

Specification Tips

- A separately specified counterweight is recommended when lateral file is not ganged to another file or anchored to a fixed object.
- To see into the top drawer a person must be at least 5’9” or use a step stool. As an alternative, consider a five high unit with hinged doors, sliding doors, or receding door in the top position.
- Additional accessories are available and can be specified separately.

Actual Depth	Actual Width	Pull	Number	Trim A	B
5H, 63.5”(1613mm)					
18.75”(476mm)	29.875”(759mm)	1	JLPD-0530-S1	\$1952.88	\$2154.44
		J	JLPD-0530-SJ	1952.88	2154.44
		8	JLPD-0530-S8	2141.83	2343.39
18.75”(476mm)	35.875”(911mm)	1	JLPD-0536-S1	\$2293.04	\$2521.05
		J	JLPD-0536-SJ	2293.04	2521.05
		8	JLPD-0536-S8	2481.99	2710.00

X Series Lateral Files

Lateral File Laminate Tops — for use with Proud Fronts

	Depth	Width	Number	Laminate	
				A	B
File Top	18.75"(476mm)	30"(762mm)	JTPL-1830-JYJYS	\$318.02	\$343.70
		36"(914mm)	JTPL-1836-JYJYS	366.95	396.55

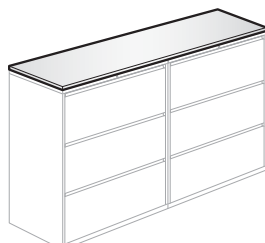


JTPL-1830

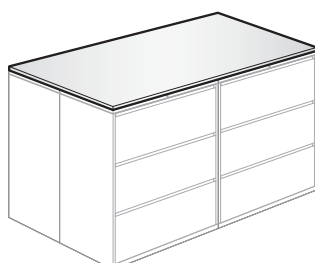
Feature

- Intended for use on single files with proud style fronts.
- File tops may be used for 18.75"(476mm) deep storage runs.

	Depth	Width	Number	Laminate	
				A	B
Common File Top	18.75"(476mm)	60"(1524mm)	JTPL-1860-JYJYS	\$ 562.67	\$ 607.95
		66"(1676mm)	JTPL-1866-JYJYS	611.60	660.80
		72"(1829mm)	JTPL-1872-JYJYS	660.53	713.65
		78"(1981mm)	JTPL-1878-JYJYS	709.46	766.50
		84"(2134mm)	JTPL-1884-JYJYS	758.39	819.35
		90"(2286mm)	JTPL-1890-JYJYS	807.32	872.20
		96"(2438mm)	JTPL-1896-JYJYS	856.25	925.05
	37.5"(953mm)	30"(762mm)	JTPL-3630-JYJYS	\$ 538.18	\$ 581.49
		36"(914mm)	JTPL-3636-JYJYS	636.04	687.19
		42"(1067mm)	JTPL-3642-JYJYS	733.90	792.89
		60"(1524mm)	JTPL-3660-JYJYS	1027.48	1109.99
		66"(1676mm)	JTPL-3666-JYJYS	1125.34	1215.69
		72"(1829mm)	JTPL-3672-JYJYS	1223.20	1321.39
		78"(1981mm)	JTPL-3678-JYJYS	1321.06	1427.09
		84"(2134mm)	JTPL-3684-JYJYS	1418.92	1532.79
	90"(2286mm)	JTPL-3690-JYJYS	1516.78	1638.49	
	96"(2438mm)	JTPL-3696-JYJYS	1614.64	1744.19	



JTPL-1860



JTPL-3660

Features

- Intended for use on multiple files with proud style fronts.
- 37.5"(953mm) deep top is intended for back-to-back file applications.

Common Features

- Includes top and attachment hardware.
- 1.19"(30mm) thick laminate top has 3mm edgeband on the front and back edges, 1mm edgeband on the sides.

Specification Tips

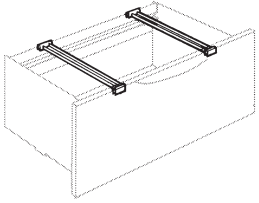
- Top attaches to metal file top with fasteners. Field drilling is required.
- Designed to be used on X Series lateral files with proud style fronts or 18.75"(476mm) deep storage runs.

To Order, Specify:

- 1) Product number.
- 2) Laminate color.
- 3) Edge trim color.

X Series Accessories

	Depth	Number	Price
Front-to-Back Hanging Bars	15.5"(394mm)	JFFA-15	\$35.66



JFFA-15

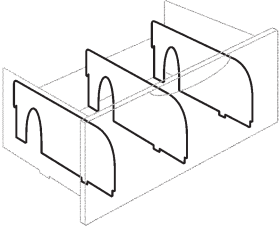
Features

- Includes two front-to-back hanging bars.
- Spans between side-to-side hanging bars in lateral file drawers to convert drawer to front-to-back suspended filing format.
- Rear hanging bars must be set at EDP depth.
- Standard in black finish color only.

To Order, Specify:

- 1) Product number.
(No finish specification required.)

	Height	Number	Price
Dividers	7"(178mm)	JFDA-15	\$37.35



JFDA-15

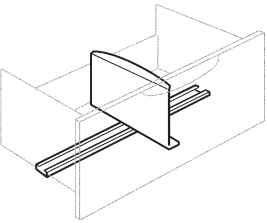
Features

- Includes three dividers that insert into 1"(25mm) incremental slots in bottom and back of file drawer.
- Standard in black finish color only.

To Order, Specify:

- 1) Product number.
(No finish specification required.)

	Height	File Width	Number	Price
Compressor	7"(178mm)	30"(762mm)	JFCA-30	\$138.77
		36"(914mm)	JFCA-36	138.77



JFCA

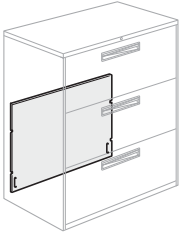
Features

- Includes one compressor and horizontal track.
- Spring clip release for manual drawer settings.
- Standard in black finish color only.

To Order, Specify:

- 1) Product number.
(No finish specification required.)

	File Width	Number	Price
Counterweight	30"(762mm)	JFWA-30	\$139.65
	36"(914mm)	JFWA-36	167.20



JFWA

Features

- Includes counterweight and attachment hardware.
- Required for use with 3H, 4H or 5H freestanding lateral files when not ganged together or anchored to a fixed object.
- Recycled extruded material - black only.
- For use with X and V Series lateral files only.

To Order, Specify:

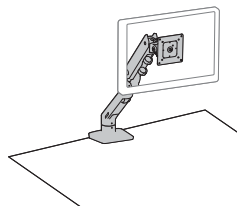
- 1) Product number.
(No finish specification required.)

Note: 2H freestanding lateral files ship standard with installed counterweight.

Ergotron Monitor Arms

HX Arm

Single Arm

45-475
45-478

Description	Number	Price
Desk Mount		
White	45-475-216	\$649.26
Wall Mount		
White	45-478-216	649.26

Features

- Includes: Adjustable height monitor arm, extension, monitor pivot, mounting hardware.
 - Desk mount includes desk clamp and grommet mount.
 - Wall mount includes mounting hardware.
- For use with screen 42”(1067mm) or smaller.
- Weight capacity 20-42 pounds.
- Height adjustment range is 11.5”(292mm).
- Tilts 70° up and 5° down from center.
- 180° rotation base stop.
- Pans 180°.
- Rotates 360°.
- Extends out up to 25”(635mm).
- Integrated cable management.
- One touch adjustment.

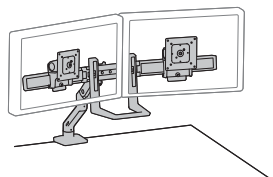
To Order, Specify:

- 1) Product number.

Specification Tips

- Desk clamp mounts on worksurface 0.4”(10mm)-2.5”(64mm) thick.
- Grommet mount attaches through surface holes 0.4”(10mm)-2”(51mm) wide and up to 2.25”(57mm) thick.

Dual Arm

45-476
45-479

Desk Mount		
White	45-476-216	\$1057.00
Wall Mount		
White	45-479-216	1057.00

Features

- Includes: Adjustable height monitor arm, extension, two monitor pivots, hinged bow, handle, mounting hardware.
 - Desk mount includes desk clamp and grommet mount.
 - Wall mount includes mounting hardware.
- For use with screen 32”(813mm) or smaller.
- Weight capacity is 5-17.5 pounds per screen. Maximum combined weight is 35 pounds.
- Height adjustment range is 11.5”(292mm).
- Tilts 70° up and 5° down from center.
- 180° rotation base stop.
- Pans 180° - Hinged bow allows monitors to pan from left to right independently.
- Rotates 360°.
- Extends out up to 24”(610mm).
- Quick release monitor.
- Integrated cable management.
- One touch adjustment.
- Handle allows for easy positioning of multiple monitors simultaneously.

To Order, Specify:

- 1) Product number.


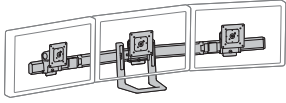
Specification Tips

- Desk clamp mounts on worksurface 0.6”(15mm)-2.5”(64mm) thick.
- Grommet mount attaches through surface holes 0.4”(10mm)-2”(51mm) wide and up to 2.25”(57mm) thick.

Ergotron Monitor Arms

HX Triple Monitor Bow Kit

Description	Number	Price
Polished Aluminum	98-009-026	\$623.94
White	98-009-216	623.94



98-009-026
98-009-216

Features

- Includes: Triple monitor hinge bow, three monitor pivots, handle, monitor mounting hardware.
- For use with screen 24"(610mm) or smaller.
- Maximum weight capacity is 10.2 pounds per arm. Maximum combined weight is 30.6 pounds.
- Tilts 70° up and 5° down from center.
- Pans 180°.
- Rotates 360°.
- Extends out up to 24"(610mm).
- Quick release monitor.
- One touch adjustment.
- Handle allows for easy positioning of multiple monitors simultaneously.

To Order, Specify:

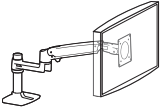
- 1) Product number.

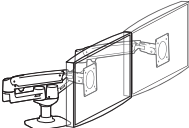
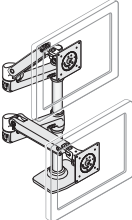
Specification Tip

- Attaches to HX single or dual monitor arm.

Ergotron Monitor Arms

LX Desk Mount

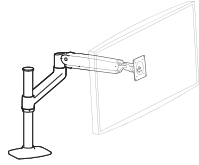
	Description	Number	Price
 <p>45-241-026 45-490-216 45-295-026</p>	Single Arm		
	Polished Aluminum	45-241-026	\$303.70
	White	45-490-216	303.70
	Single Arm — Tall Pole		
	Polished Aluminum	45-295-026	\$399.38
	Features		To Order, Specify:
	<ul style="list-style-type: none"> Includes: Adjustable height monitor arm, pole, extension, desk clamp and grommet mount base (polished aluminum only). Grommet mount base available on Polished Aluminum model only. Standard pole length is 7"(178mm). Tall pole length is 13.25"(337mm). Standard pole height for use with screen 32"(813mm) or smaller. Tall pole for use with screens 34"(864mm) or smaller. Accommodates monitors from 7-25 pounds. Height adjustment range is 13"(330mm) from installed height. Tilts 70° up and 5° down from center. Rotates 360°. Extends LCD's out up to 25"(635mm). Integrated cable management. One touch adjustment. 		1) Product number.
	Specification Tips		
	<ul style="list-style-type: none"> Desk clamp mounts on worksurface 0.4"(10mm)-2.4"(61mm) thick. Grommet mount attaches through surface holes 0.31"(8mm)-2"(51mm) wide and up to 3"(76mm) thick. 		

 <p>45-245-026 45-491-216</p>  <p>45-248-026 45-492-216</p>	Dual Arm		
	Side-by-Side		
	Polished Aluminum	45-245-026	\$611.97
	White	45-491-216	611.97
	Stacking		
	Polished Aluminum	45-248-026	\$611.97
	White	45-492-216	611.97
	Features		To Order, Specify:
	<ul style="list-style-type: none"> Includes: Two adjustable height monitor arms, extensions, pole, grommet mount (polished aluminum only) and desk clamp. Grommet mount base available on Polished Aluminum model only. Screen size: <ul style="list-style-type: none"> Side by Side application; screens 27"(686mm) or smaller. Stacking application; screens 24"(610mm) or smaller. Screen height cannot exceed 14"(356mm) when stacking. Accommodates monitors from 7-20 pounds per arm. Maximum combined weight is 40 pounds. Height adjustment range is 13"(330mm). Tilts 70° up and 5° down from center. Pans 360°. Rotates 360°. Extends LCD's out up to 25"(635mm). Integrated cable management. One touch adjustment. 		1) Product number.
	Specification Tips		
	<ul style="list-style-type: none"> Desk clamp mounts on worksurface 0.4"(10mm)-2.4"(61mm) thick. Grommet mounts attached through surface holes 0.31"(8mm)-2"(51mm) wide and up to 3"(76mm) thick. 		

Ergotron Monitor Arms

LX Sit-to-Stand Mount

Single Arm



45-360-026
45-384-026

Description	Number	Price
LD — Light Duty		
Polished Aluminum	45-360-026	\$566.66
HD — Heavy Duty		
Polished Aluminum	45-384-026	\$697.35

Features

- Includes: Adjustable height monitor arm, extension, desk clamp and grommet base.
- Screen size:
 - LD - Light Duty for use with screen 42”(1067mm) or smaller.
 - HD - Heavy Duty for use with screen 46”(1168mm) or smaller.
- Monitor weight:
 - LD - Light Duty 7-25 pounds.
 - HD - Heavy Duty 14-30 pounds.
- Height adjustment range is 20”(508mm).
- Tilts 70° up and 5° down from center.
- Pans 360°.
- Rotates 90°.
- Extends LCD's out up to 33”(838mm).
- Integrated cable management.
- One touch adjustment.
- Locking connections between arm, extension and base provides theft deterrence and prevent potential disconnections caused by jarring or impacts.

To Order, Specify:


- 1) Product number.


Specification Tips

- Desk clamp mounts on worksurface 0.8”(20mm)-2.6”(66mm) thick.
- Grommet mounts attached through surface holes 0.5”(13mm)-2.5”(64mm) wide and up to 2.25”(57mm) thick.

Ergotron Monitor Arms

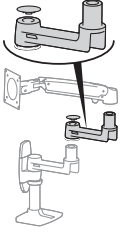
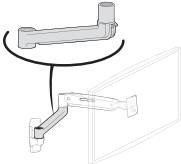

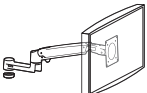
LX Desk Dual Direct

	Description	Number	Price
 <p>45-489</p>	Dual Direct Arm		
	Polished Aluminum	45-489-026	\$465.13
Features <ul style="list-style-type: none"> • Includes: LX arm, extension, desk clamp, dual bow, two monitor pivots, pole and mounting hardware. • For use with screens 25"(635mm) or smaller. • Accommodates monitors from 2-11 pounds per monitor. Maximum combined weight is 22 pounds. • Height adjustment range is 13"(330mm). • Each monitor has individual tilt of 15° up and 15° down from center. • Pans 360°. • Rotates 360°. • Extends LCD's out up to 24"(610mm). • Integrated cable management. • One touch adjustment. • Move two monitors simultaneously. 		To Order, Specify: <ol style="list-style-type: none"> 1) Product number. 	
Specification Tip <ul style="list-style-type: none"> • Desk clamp mounts on worksurface 0.4"(10mm)-2.4"(61mm) thick. 			

 <p>98-037-062</p>	Dual Direct Handle Kit		
	Polished Aluminum	98-037-062	\$101.72
Features <ul style="list-style-type: none"> • Includes: One handle and mounting hardware. • For use with LX Dual Direct monitor arm. • Allows repositioning of screens without touching the screen. 		To Order, Specify: <ol style="list-style-type: none"> 1) Product number. 	


Ergotron Monitor Arm Accessories

For use with LX Monitor Arms

	Description	Number	Price
LX Extension  45-289-026	Polished Aluminum Features <ul style="list-style-type: none"> Includes: One extension. Add additional pivot-point for additional flexibility. Increases the reach of an LX arm by 9"(229mm). Specification Tip <ul style="list-style-type: none"> Only one extension to be used per monitor arm. 	45-289-026	\$76.20
LX Sit-to-Stand Extension  45-362-026	Polished Aluminum Features <ul style="list-style-type: none"> Includes: One sit-to-stand extension. Add additional pivot-point for additional flexibility. Increases the reach of an LX Sit-to-Stand arm by 11.7"(297mm). Specification Tip <ul style="list-style-type: none"> Only one extension to be used per monitor arm. 	45-362-026	\$129.49
LX Pole Collar  97-844	Polished Aluminum Features <ul style="list-style-type: none"> Includes: One collar and hardware. Used to attach a second LX Sit-to-Stand Arm at any point of an installed base. Reposition height on pole by loosening/tightening the collar's set screws. 	97-844	\$11.84
LX Arm, Extension and Collar Kit  97-940-026	Polished Aluminum Features <ul style="list-style-type: none"> Includes: LX arm, extension, collar and hardware. Converts existing LX Tall Pole Arm to hold two monitors creating an LX Dual Stacking Arm configuration. Attaches to pole of the desk mount base. For use with screen 32"(813mm) or smaller. Weight capacity is 7-20 pounds. Height adjustment range is 13"(330mm). Tilts 70° up and 5° down from center. Pans 360°. Rotates 360°. Extends LCD's out up to 25"(635mm). Integrated cable management. One touch adjustment. Specification Tip <ul style="list-style-type: none"> Recommended for use with LX Desk Mount LCD Arm, Tall Pole. 	97-940-026	\$338.21

Ergotron Monitor Arms

MX Desk Mount

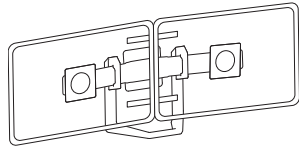
	Description	Number	Price
Single Arm	Polished Aluminum	45-214-026	\$394.48
	<p>Features</p> <ul style="list-style-type: none"> • Includes: Adjustable height monitor arm, desk clamp and grommet mount. • For use with screen 30"(762mm) or smaller. • Accommodates monitors from 14-30 pounds. • Height adjustment range is 5"(127mm). • Tilts 75° up and 5° down from center. • Rotates 90°. • Pans 360°. • Extends LCD's out up to 17"(432mm). • Integrated cable management. • One touch adjustment. <p>Specification Tips</p> <ul style="list-style-type: none"> • Desk clamp mounts on worksurface 0.4"(10mm)-2.5"(64mm) thick. • Grommet mounts attach through surface holes 0.31"(8mm)-2"(51mm) wide and up to 3"(76mm) thick. 	<p>To Order, Specify:</p> <p>1) Product number.</p>	

45-214-026

Ergotron Monitor Arm

Accessories

	Description	Number	Price
Dual Monitor and Handle Kit	Polished Aluminum/Black	97-783	\$208.05



97-783

Features

- Includes: Monitor bow, two monitor pivots, handle and mounting hardware.
- For use with screens 26" (660mm) or smaller.
- Maximum weight capacity is 18 pounds per arm.
- Maximum combined weight is 36 pounds.
- Rotates 360°.
- Arm in polished aluminum, bow and handle in black.

To Order, Specify:

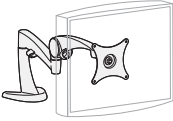
- 1) Product number.


Specification Tips

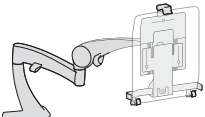
- This product adds an additional 6 pounds to your mounting solution. Monitor arm's maximum weight capacity must be reduced by 6 pounds.
- Attaches to mounts with four-hole interface of 50 x 50 mm or 100 x 100 mm.

Ergotron Monitor Arms

Neo-Flex

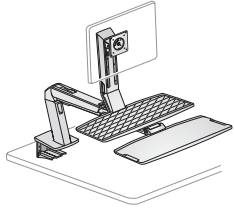
	Description	Number	Price
 <p>45-174-300</p>	Neo-Flex Silver	45-174-300	\$195.90
	<p>Features</p> <ul style="list-style-type: none"> • Includes: Arm, extension, LCD pivot, desk clamp and grommet mount. • For use with screen 22"(559mm) or smaller. • Maximum weight capacity 18 pounds. • Height adjustment range is 8"(203mm). • Tilts 180° up and down. • Rotates 360°. • Pans 360°. • Extends LCD's out up to 19.3"(490mm). • Integrated cord management. <p>Specification Tips</p> <ul style="list-style-type: none"> • Desk clamp mounts to surfaces up to 2"(51mm) thick. • Grommet mounts attach through surface holes up to 2"(51mm) wide and up to 1.75"(44mm) thick. 		<p>To Order, Specify:</p> <p>1) Product number.</p>

	Description	Number	Price
 <p>45-235-194</p>	Neo-Flex Extend Polished Aluminum	45-235-194	\$286.47
	<p>Features</p> <ul style="list-style-type: none"> • Includes: Two extensions, LCD pivot, desk clamp and grommet mount. • For use with screen 24"(610mm) or smaller. • Weight capacity 7-20 pounds. • Pole height adjustment range is 9.5"(241mm). • Tilts 75° up and 5° down from center. • Rotates 360°. • Pans 360°. • Extends LCD's out up to 22"(559mm). • Integrated cable management. <p>Specification Tips</p> <ul style="list-style-type: none"> • Desk clamp mounts on worksurface 0.5"(13mm)-2"(51mm) thick. • Grommet mounts attached through surface holes 0.3"(8mm)-2"(51mm) wide and up to 2.5"(64mm) thick. 		<p>To Order, Specify:</p> <p>1) Product number.</p>

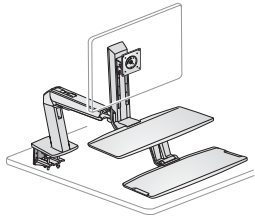
	Description	Number	Price
 <p>45-306-101</p>	Neo-Flex Tablet Black	45-306-101	\$262.67
	<p>Features</p> <ul style="list-style-type: none"> • Includes: Arm, optional extension, tablet cradle, desk clamp and grommet mount. • Accommodates tablets with a minimum size of 5.5"(140mm) x 8"(203mm) and a maximum size of 8"(203mm) x 9.75"(248mm). Depth of tablet cannot exceed 0.75"(19mm). • Maximum weight capacity is 2.5 pounds. • Height adjustment range is 8"(203mm). • Tilts 180°. • Pans 360°. • Rotates 360°. • Extends tablets out up to 19.3"(490mm). <p>Specification Tips</p> <ul style="list-style-type: none"> • Desk clamp mounts on worksurface 0.5"(13mm)-1.8"(46mm) thick. • Grommet mounts attached through surface holes 0.3"(8mm)-2"(51mm) wide and up to 1.75"(44mm) thick. 		<p>To Order, Specify:</p> <p>1) Product number.</p>

Ergotron WorkFit-A — Single Attached Sit-Stand Workstation

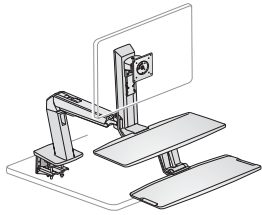
Description	Height	Depth	Width	Number	Price
LD — Light Duty with WorkSurface					
Polished Aluminum/Black	42.7"(1085mm)	16.9"(429mm)- 43.7"(1110mm)	27"(686mm)	24-317-026	\$1008.17
LD — Light Duty with WorkSurface and Suspended Keyboard					
Polished Aluminum/Black	38.8"(986mm)	16.9"(429mm)- 43.7"(1110mm)	27"(686mm)	24-390-026	\$1056.33
HD — Heavy Duty with Worksurface and Suspended Keyboard					
Polished Aluminum/Black	38.8"(986mm)	16.9"(429mm)- 43.7"(1110mm)	27"(686mm)	24-391-026	\$1129.10



24-317-026
LD with Worksurface



24-390-026
LD with Suspended Keyboard



24-391-026
HD with Suspended Keyboard

Features

- Includes: Height-adjustment column, desk clamp, LCD pivot, keyboard tray, worksurface (when applicable) and hardware.
- Grommet mount included on models with suspended keyboard tray.
- Keyboard tray dimensions: 9.75"(248mm) D x 27"(686mm)W.
- Worksurface dimensions: 9.75"(248mm) D x 23"(584mm)W.
- Height adjustment range is 20"(508mm) with LCD and keyboard tray in tandem. LCD's adjust 5"(127mm) independently from worksurface. Maximum LCD height adjustment is 25"(635mm).
- Tilts 30°.
- Pans 180°.
- Rotates 90°.
- In seated position, suspended keyboard tray can drop down approximately 4"(102mm) below desktop surface.
- Integrated cable management.
- Black with polished aluminum arm extension and base.

To Order, Specify:

- 1) Product number.

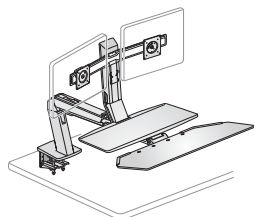
Specification Tips

- Desk clamp mounts on worksurface up to 31.5"(800mm) deep and 0.78"(29mm)-2.6"(66mm) thick.
- Keyboard tray can be installed in three different positions: centered, offset right or offset left.

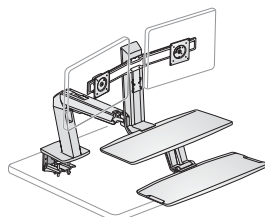
Description	Maximum Screen Size	Weight Capacity			
		Total	LCD	Keyboard Tray	Worksurface
LD with Worksurface	24"(610mm)	20 lbs.	5-15 lbs.	5 lbs.	5 lbs.
LD with Suspended Keyboard	24"(610mm)	20 lbs.	5-15 lbs.	5 lbs.	5 lbs.
HD with Suspended Keyboard	27"(686mm)	25 lbs.	10-20 lbs.	5 lbs.	5 lbs.

Ergotron WorkFit-A — Dual Attached Sit-Stand Workstation

Description	Height	Depth	Width	Number	Price
With Worksurface	42.7"(1085mm)	16.9"(429mm)- 43.7"(1110mm)	27"(686mm)	24-316-026	\$1108.93
With Worksurface and Suspended Keyboard	38.8"(986mm)	16.9"(429mm)- 43.7"(1110mm)	27"(686mm)	24-392-026	1153.78



24-316-026



24-392-026

Features

- Includes: Arm, two LCD pivots, worksurface, crossbow, keyboard tray, desk clamp and hardware.
- For use with screen 24"(610mm) or smaller.
- Maximum weight capacity:
 - Total capacity 25 pounds
 - LCD - 4.5-10 pounds each.
 - Keyboard tray - 2 pounds
 - Worksurface - 5 pounds
- Keyboard tray dimension: 9.75"(248mm) D x 27"(686mm) W.
- In seated position, keyboard tray can drop down approximately 4"(102mm) below desktop surface.
- Worksurface dimension: 9.75"(248mm) D x 22.63"(575mm) W.
- Height adjustment range is 20"(508mm) with LCD and keyboard tray in tandem. LCD's adjust 5"(127mm) independently from worksurface. Maximum LCD height adjustment is 25"(635mm).
- Pans 180°.
- Rotates 360°.
- Integrated cable management.
- Black with polished aluminum extension and base.

To Order, Specify:

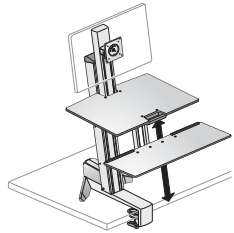
- 1) Product number.

Specification Tips

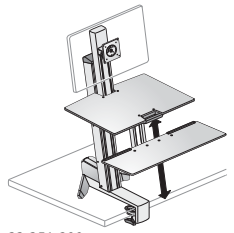
- Desk clamp mounts on worksurface up to 31.5"(800mm) deep and 0.5"(13mm) - 2.5"(64mm) thick.
- Minimum weight capacity of 12 pounds to ensure proper operation.
- Keyboard tray can be installed in three different positions: centered, offset right or offset left.

Ergotron WorkFit-S — Single Attached Sit-Stand Workstation

Description	Height	Depth	Width	Number	Price
LD — Light Duty with WorkSurface					
Black	29.4(747mm)-35”(889mm)	16.3”(414mm)	27”(686mm)	33-350-200	\$1123.89
HD — Heavy Duty with Worksurface					
Black	29.4(747mm)-35”(889mm)	16.3”(414mm)	27”(686mm)	33-351-200	\$1272.23



33-350-200
33-350-211



33-351-200
33-351-211

Features

- Includes: Height-adjustment column, desk clamp, LCD pivot, keyboard tray, and left/right mouse tray or worksurface.
- Keyboard tray dimensions:
 - With Worksurface - 9”(229mm) D x 27”(686mm) W.
- Worksurface dimensions: 15”(381mm) D x 23”(584mm) W.
- Height adjustment range is 18”(457mm) with LCD and keyboard tray in tandem. LCD's adjust 5”(127mm) independently. Maximum LCD height adjustment is 23”(584mm).
- Tilts 30°.
- Rotation: LD rotates 360°. HD rotates 90°.
- Keyboard tray tilts back 5°.

To Order, Specify:

- 1) Product number.

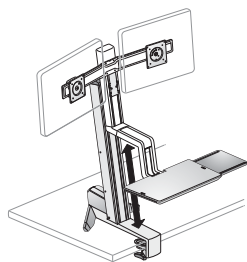
Specification Tips

- Desk clamp mounts on front of worksurface 0.5”(13mm)-2.4”(61mm) thick.
- Height measured from desktop to lowest and highest positions.

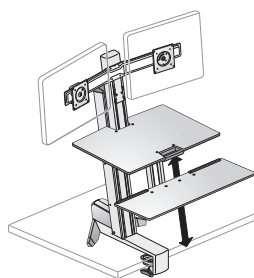
Description	Maximum Screen Size	Weight Capacity			
		Total	LCD	Keyboard Tray	Worksurface
LD with Worksurface	24”(610mm)	24 lbs.	6-16 lbs.	5 lbs.	5 lbs.
HD with Worksurface	30”(762mm)	29 lbs.	16-28 lbs.	5 lbs.	5 lbs.

Ergotron WorkFit-S — Dual Attached Sit-Stand Workstation

Description	Height	Depth	Width	Number	Price
Without Worksurface					
Black	29.4(747mm)- 35"(889mm)	16.3"(414mm)	24"(610mm)	33-341-200	\$ 918.99
With Worksurface					
Black	29.4(747mm)- 35"(889mm)	16.3"(414mm)	27"(686mm)	33-349-200	\$1188.73
White	29.4(747mm)- 35"(889mm)	16.3"(414mm)	27"(686mm)	33-349-211	1199.19



33-341-200

33-349-200
33-349-211

Features

- Includes: Height-adjustment column, desk clamp, crossbar, two LCD pivots, keyboard tray, and left/right mouse tray or worksurface when applicable.
- For use with screen 24"(610mm) or smaller.
- Maximum weight capacity:
 - Total capacity 31 pounds.
 - LCD - 6-14 pounds without worksurface. With worksurface LCD weight capacity 6-12 pounds..
 - Keyboard tray - 5 pounds.
 - Worksurface (when specified) - 5 pounds
- Keyboard tray dimensions:
 - Without Worksurface - 9.3"(236mm) D x 16.5"(419mm) W.
 - With Worksurface - 9"(229mm) D x 27"(686mm) W.
- Mouse tray available on without worksurface model only. May be installed on left or right side of keyboard tray. Dimensions: 7.9"(201mm) D x 7.5"(191mm) W.
- Worksurface dimensions: 15"(381mm) D x 23"(584mm) W.
- Height adjustment range is 18"(457mm) with LCD and keyboard tray in tandem. LCD's adjust 5"(127mm) independently. Maximum LCD height adjustment is 23"(584mm).
- Rotates 90°.
- Keyboard tray tilts back 5°.

To Order, Specify:

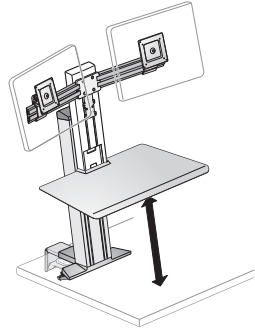
- 1) Product number.

Specification Tips

- Desk clamp mounts on front of worksurface 0.5"(13mm)-2.4"(61mm) thick.
- Height measured from desktop to lowest and highest positions.

Ergotron WorkFit-SR — Dual Attached Sit-Stand Workstation

Description	Height	Depth	Width	Number	Price
Black	28.9(734mm)- 37"(940mm)	25.2"(640mm)	29.5"(749mm)	33-407-085	\$1504.13
White	28.9(734mm)- 37"(940mm)	25.2"(640mm)	29.5"(749mm)	33-407-062	1504.13



33-407-085
33-407-062

Features

- Includes: Height-adjustment column, crossbar, two LCD pivots, worksurface, one USB extension cable, two cable wraps and desk clamp.
- For use with screen 24"(610mm) or smaller.
- Maximum weight capacity:
 - Total capacity 25 pounds.
 - Monitor arm 3-11 pounds each.
 - Worksurface 5 pounds.
- Worksurface dimensions: 22"(559mm) D x 30"(762mm) W.
- Height adjustment range is 18"(457mm) with monitor and keyboard in tandem. Monitors lift independently 5"(127mm) additional.
- Tilts 35°.
- Rotates 360°.

To Order, Specify:

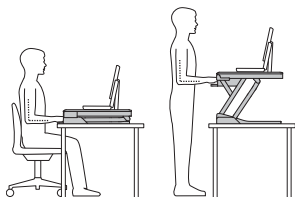
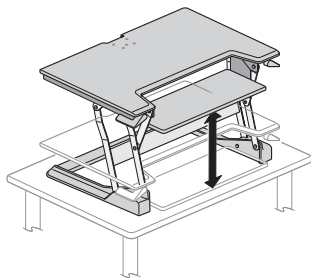
- 1) Product number.

Specification Tips

- Desk clamp attaches to rear of surfaces up to 2.5"(64mm) thick.
- Recommended for use on 30"(762mm)-36"(914mm) worksurfaces. Desks shorter than 30"(762mm) worksurface will extend beyond desktop edge. Desks deeper than 36"(914mm), worksurface will not extend to desktop edge.
- Height measured from desktop to lowest and highest positions.

Ergotron WorkFit-T — Desktop Sit-Stand Workstation

Description	Depth	Width	Number	Price
Black	25"(635mm)	35"(889mm)	33-397-085	\$858.81
White	25"(635mm)	35"(889mm)	33-397-062	858.81



33-397-085
33-397-062

Features

- Includes: One height adjustable workstation with keyboard tray.
- For use with screen 30"(762mm) or smaller.
- Maximum weight capacity: 10-35 pounds.
- Keyboard tray dimensions are 25"(635mm) W x 9"(229mm) D.
- Total height adjustment range is 15"(381mm). Monitor and keyboard move in tandem.
- Keyboard tray sits 4.5"(114mm) below WorkFit worksurface.
- Ships fully assembled.

To Order, Specify:

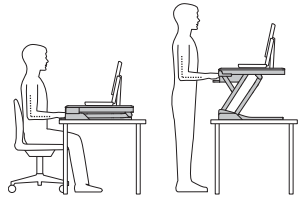
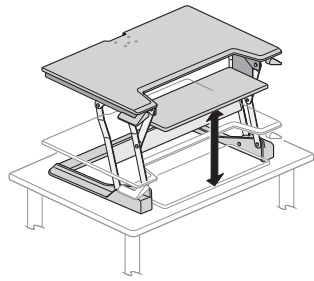
- 1) Product number.

Specification Tips

- Fits on surfaces 24"(610mm) deep or larger including corner surfaces.
- Monitor can be placed directly on the worksurface or monitor mount can be used; sold separately.

Ergotron WorkFit-TL — Desktop Sit-Stand Workstation

Description	Depth	Width	Number	Price
Black	27"(686mm)	37.5"(953mm)	33-406-085	\$ 884.94
White	27"(686mm)	37.5"(953mm)	33-406-062	884.94
Black - TAA Compliant	27"(686mm)	37.5"(953mm)	33-418-085	1296.42



33-406-085
33-406-062
33-418-085

Features

- Includes: One height adjustable workstation with keyboard tray.
- TAA compliant version assembled in the USA in black only.
- For use with screen 30"(762mm) or smaller.
- Maximum weight capacity: 10-40 pounds.
- Keyboard tray dimensions are 27.5"(699mm) W x 11"(279mm) D.
- Total height adjustment range is 15"(381mm). Monitor and keyboard move in tandem.
- Keyboard tray sits 4.5"(114mm) below WorkFit worksurface.
- Ships fully assembled.

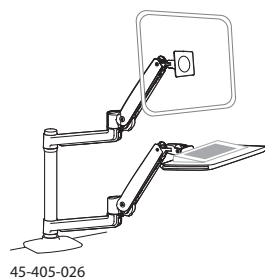
To Order, Specify:

- 1) Product number.

Specification Tips

- Fits on desks 24"(610mm) deep or larger.
- Monitor can be placed directly on the worksurface or monitor mount can be used; sold separately.

Ergotron WorkFit-LX — Sit-Stand Desk Mount System



45-405-026

Description	Number	Price
Polished Aluminum	45-405-026	\$1328.83

Features

- Includes: Monitor arm, two extensions, keyboard arm and tray, slide-out mouse tray, pole, two pole collars, desk clamp, grommet mount, VESA brackets, wrist rest and hardware.
- For use with screen 42"(1067mm) or smaller.
- Maximum weight capacity:
 - Monitor arm 7-25 pounds.
 - Keyboard arm 5 pounds.
- Keyboard tray dimensions: 8.9"(226mm) D x 18.3"(465mm) W.
- Keyboard tray tilts back 5°.
- Mouse tray dimensions: 8"(203mm) D x 8"(203mm) W.
- Height adjustment range is 20"(508mm).
- Side-to-Side movement range of 62"(1575mm).
- Arm extension is 33"(838mm).
- Tilts 75°.
- Pans 360°.
- Rotates 360°.
- Mouse Tray may be installed on the left or right side.

To Order, Specify:

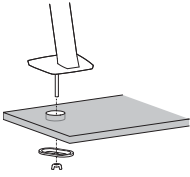
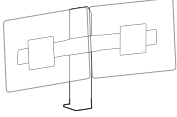
- 1) Product number.

Specification Tips

- Desk clamp attaches to rear edge up to 2.5"(64mm) thick.
- Grommet mount attaches through hole 0.5"(13mm) to 2.5"(64mm) wide and up to 2.25"(57mm) thick.

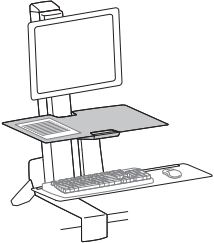
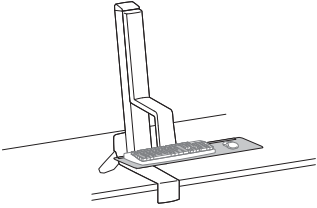
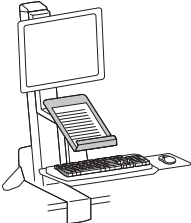
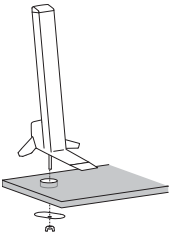
Ergotron WorkFit — Accessories

WorkFit-A

	Description	Number	Price
 <p>97-692</p>	Polished Aluminum/Black	97-692	\$54.61
	<p>Features</p> <ul style="list-style-type: none"> Includes one grommet mount. For use with WorkFit-A. Black pole and hardware with polished aluminum base. <p>Specification Tips</p> <ul style="list-style-type: none"> Attaches through surface hole 0.5”(13mm) to 2.5”(64mm) wide and up to 2.6”(66mm) thick. For maximum support, screw should be centered through hole. 	<p>To Order, Specify:</p> <p>1) Product number.</p>	
 <p>97-606</p>	Black	97-606	\$118.86
	<p>Features</p> <ul style="list-style-type: none"> Includes: Crossbar, two monitor pivots and mounting hardware. Converts WorkFit-A single HD workstation into a WorkFit Dual workstation. For use with screens 24”(610mm) or smaller. Pivots 360°. LCD weight capacity is 6-14 pounds. Total weight capacity is contingent on the WorkFit platform to which the kit is added. <p>Specification Tips</p> <ul style="list-style-type: none"> Compatible with WorkFit-A products. Not for use with WorkFit-S. 	<p>To Order, Specify:</p> <p>1) Product number.</p>	

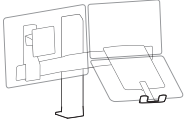
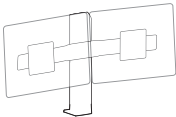
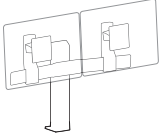
Ergotron WorkFit — Accessories

WorkFit-S

	Description	Height	Depth	Width	Number	Price
 <p>97-581-019</p>	Black	.25"(6mm)	15"(381mm)	23"(584mm)	97-581-019	\$189.91
	<p>Features</p> <ul style="list-style-type: none"> Includes: Worksurface, mounting brackets and mounting hardware. For use on WorkFit-S workstation. Weight capacity is 5 pounds. <p>Specification Tips</p> <ul style="list-style-type: none"> Does not affect normal range of WorkFit S. When added to WorkFit-S reduce total weight capacity by 6 pounds. May not be used in conjunction with Tablet/Document Holder. 	<p>To Order, Specify:</p> <p>1) Product number.</p>				
 <p>97-653</p>	Black	.25"(6mm)	9"(229mm)	27"(686mm)	97-653	\$104.22
	<p>Features</p> <ul style="list-style-type: none"> Includes: Keyboard tray and mounting hardware. For use on WorkFit-S workstation. Weight capacity is 5 pounds. <p>Specification Tips</p> <ul style="list-style-type: none"> Can be attached centered on the workstation or offset to the right or left using alternate mounting holes. May be installed using only back mounting holes to increase distance between keyboard and monitor. 	<p>To Order, Specify:</p> <p>1) Product number.</p>				
 <p>97-558-200</p>	Black	10.7"(272mm)	1.5"(38mm)	7.25"(184mm)	97-558-200	\$59.59
	<p>Features</p> <ul style="list-style-type: none"> Includes: document holder, handle and mounting hardware. For use with WorkFit-S. Maximum weight capacity: 2.2 pounds <p>Specification Tips</p> <ul style="list-style-type: none"> Installs in three different positions under laptop or displays. Tablet/Document Holder may reduce WorkFit's 5"(127mm) independent height adjustment range for displays. When added to the WorkFit-S, total weight capacity of workstation is reduced by 1 pound. Not for use with WorkFit-S worksurface. 	<p>To Order, Specify:</p> <p>1) Product number.</p>				
 <p>97-649-085</p>	Black				97-649-085	\$39.73
	<p>Features</p> <ul style="list-style-type: none"> Includes one grommet mount. For use with WorkFit-S. <p>Specification Tips</p> <ul style="list-style-type: none"> Attaches through surface hole 0.5"(13mm) to 2.5"(64mm) wide and up to 2.4"(61mm) thick. For maximum support, screw should be centered through hole. 	<p>To Order, Specify:</p> <p>1) Product number.</p>				

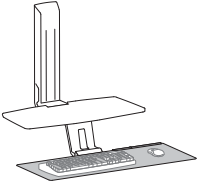
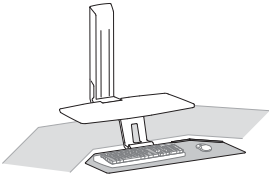
Ergotron WorkFit — Accessories

WorkFit-A / WorkFit-S

	Description	Number	Price
 <p>97-617</p>	<p>Conversion Kit: Dual to LCD & Laptop</p> <p>Black</p> <p>Features</p> <ul style="list-style-type: none"> • Includes: Laptop tray, riser bracket, monitor pivot and mounting hardware. • Converts WorkFit-S or WorkFit-A Dual workstation into a WorkFit LCD and laptop workstation. • For use with screens 24"(610mm) or smaller. • Monitor tilts 30°. • Pans 180°. • Monitor rotates 360°. • Weight capacity is contingent on the WorkFit platform to which the kit is added. <p>Specification Tip</p> <ul style="list-style-type: none"> • Compatible with WorkFit-A or WorkFit-S workstation. 	97-617	\$129.34
 <p>97-616</p>	<p>Conversion Kit: LCD & Laptop to Dual</p> <p>Black</p> <p>Features</p> <ul style="list-style-type: none"> • Includes: Two monitor pivots and mounting hardware. • Converts WorkFit-S or WorkFit-A LCD & Laptop workstation into a Dual Workstation. • For use with screens 22"(559mm) or smaller. • Rotates 360°. • Weight capacity is contingent on the WorkFit platform to which the kit is added. 	97-616	\$75.47
 <p>97-615</p>	<p>Tall-User Kit for WorkFit Dual</p> <p>Black</p> <p>Features</p> <ul style="list-style-type: none"> • Includes: Two monitor pivots, two riser brackets and mounting hardware. • Converts WorkFit-S or WorkFit-A Dual display workstation to improve ergonomic height requirements of taller users. • For use with screens 24"(610mm) or smaller. • Maximum weight capacity: <ul style="list-style-type: none"> –Total capacity 28 pounds. –LCD – 6-14 pounds. • Rotates 360°. • Adds 30° of up/down tilt to displays. • Weight capacity is contingent on the WorkFit platform to which the kit is added. <p>Specification Tip</p> <ul style="list-style-type: none"> • Compatible with WorkFit-S and WorkFit-A. Also works with Dual Monitor Kit for WorkFit-T. 	97-615	\$105.09

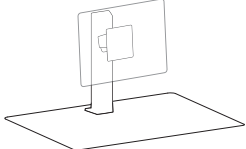
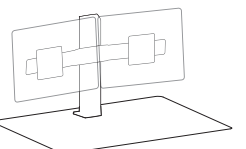
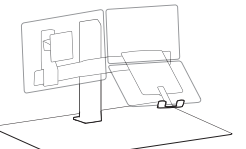
Ergotron WorkFit — Accessories

WorkFit-A/WorkFit-S

	Description	Height	Depth	Width	Number	Price
Deep Keyboard Tray  97-897	Black	.25"(6mm)	11"(279mm)	27"(686mm)	97-897	\$127.35
	Features <ul style="list-style-type: none"> Includes: Large single piece keyboard tray and mounting hardware. Maximum weight capacity is 5 pounds. 		To Order, Specify: <ul style="list-style-type: none"> 1) Product number. 			
Specification Tips <ul style="list-style-type: none"> Compatible with WorkFit-S and WorkFit-A. Installs centered or offset to the right or left side. 						
Corner Keyboard Tray  97-898	Black	.25"(6mm)	11"(279mm)	27"(686mm)	97-898	\$127.33
	Features <ul style="list-style-type: none"> Includes: Corner single piece keyboard tray and mounting hardware. Maximum weight capacity is 5 pounds. 		To Order, Specify: <ul style="list-style-type: none"> 1) Product number. 			
Specification Tips <ul style="list-style-type: none"> Compatible with WorkFit-S and WorkFit-A. Installs centered or offset to the right or left side. 						


Ergotron WorkFit — Accessories

WorkFit-T/WorkFit-TL

	Description	Number	Price
WorkFit Single LCD Monitor Kit  97-935-062	White Features <ul style="list-style-type: none"> Includes: 5"(127mm) lift engine, one monitor pivot, dual bow, and hardware. For use with screen 24"(610mm) or smaller. Maximum weight capacity: 6-16 pounds. Tilts 30°. Rotates 360°. 	97-935-062	\$206.97 To Order, Specify: 1) Product number.
WorkFit Dual Monitor Kit  97-934-062	White Features <ul style="list-style-type: none"> Includes: 5"(127mm) lift engine, two monitor pivots, dual bow, and hardware. For use with screen 24"(610mm) or smaller. Maximum weight capacity: <ul style="list-style-type: none"> Total weight 12-28 pounds. LCD weight 6-14 pounds each. Rotates 360°. 	97-934-062	\$311.57 To Order, Specify: 1) Product number.
WorkFit LCD & Laptop Kit  97-933-062	White Features <ul style="list-style-type: none"> Includes: 5"(127mm) lift engine, one monitor pivot, one laptop tray, dual bow, and hardware. For use with screen 24"(610mm) or smaller. Maximum weight capacity: 12-26 pounds. <ul style="list-style-type: none"> LCD 6-16 pounds. Laptop Tray 10 pounds. Monitor tilts 30°. Monitor rotates 360°. 	97-933-062	\$297.97 To Order, Specify: 1) Product number.
	Specification Tips <ul style="list-style-type: none"> Compatible with WorkFit-T and WorkFit-TL. When added to the WorkFit-T, overall capacity of the WorkFit-T decreases from 35 pounds to 28.4 pounds. When added to the WorkFit-TL, overall capacity of the WorkFit-TL is decreased from 40 pounds to 33.4 pounds. 		
	Specification Tips <ul style="list-style-type: none"> Compatible with WorkFit-T and WorkFit-TL. When added to the WorkFit-T, overall capacity of the WorkFit-T decreases from 35 pounds to 25.3 pounds. When added to WorkFit-TL, overall capacity of the WorkFit TL is decreased from 40 pounds to 30.3 pounds. 		
	Specification Tips <ul style="list-style-type: none"> Compatible with WorkFit-T and WorkFit-TL. When added to the WorkFit-T, overall capacity of the WorkFit-T decreases from 35 pounds to 25 pounds. When added to the WorkFit-TL, overall capacity of the WorkFit-TL decreases from 40 pounds to 30 pounds. 		

Ergotron WorkFit — Anti-Fatigue Floor Mat

	Height	Depth	Width	Number	Price
	6.25"(159mm)	24"(610mm)	36"(914mm)	97-620-060	\$428.00



97-620-060

Features

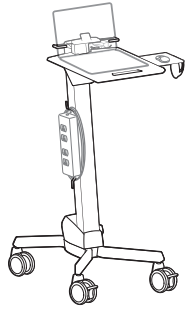
- Includes: One floor mat.
- 0.625"(16mm) thick.
- Custom blended medium density polyurethane foam.
- High tear strength polyurethane outer membrane.
- Black only.
- TAA (Trade Agreements Act) compliant.

To Order, Specify:

- 1) Product number.

Ergotron Neo-Flex Laptop Cart

Height	Depth	Width	Number	Price
26.6"(676mm)-46.6"(1184mm)	22.8"(579mm)	17.5"(445mm)	24-205-214	\$1524.09



24-205-214
(power strip shown not included)

Features

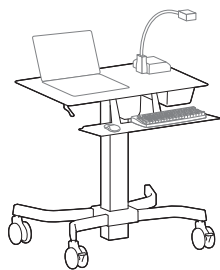
- Includes: Integrated worksurface/keyboard tray with left/right mouse tray, scanner holder bracket, mouse holder, cable storage area, four dual casters (two locking), laptop security system, bracket for power strip and cable wrap.
- Compatible with most 12"(305mm)-17"(432mm) laptops. Maximum outside width of laptop is 18"(457mm).
- Maximum weight capacity is 15 pounds.
- Front handle on worksurface allows for easy mobility.
- 20"(508mm) height range adjustment allows for use from a seated or standing position.
- Worksurface dimensions 16.5"(419mm) W x 20.5"(521mm) D.
- Laptop cart standard in gray with 2 piece gray plastic worksurface.

To Order, Specify:

- 1) Product number.

Ergotron Teachwell® Mobile Digital Workspace

Height	Depth	Width	Number	Price
32"(813mm)-52"(1321mm)	24"(610mm)	31"(787mm)	24-220-055	\$1292.86



24-220-055

Features

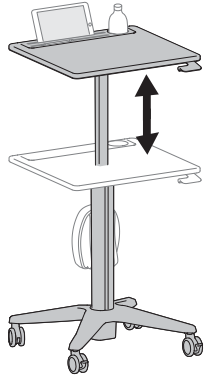
- Includes: Cart, integrated phenolic worksurface, seamless keyboard/mousing tray, cable management box, cable winding brackets, four dual casters (two locking).
- Maximum weight capacity 38.5 pounds.
- Worksurface height adjustment range: 32"(813mm)-52"(1321mm).
Note: worksurface and keyboard tray adjust in tandem.
- Worksurface dimensions: 31"(787mm) W x 21"(533mm) D.
- Keyboard Tray: 26"(660mm) W x 9.4"(239mm) D stows under worksurface. Includes 5° back-tilt.
- Cable management box interior: 13.4"(340mm) W x 5"(127mm) D x 3.4"(86mm) H. Provides storage for one standard six-outlet power strip, two power bricks and the associated cables.
- Available in supplier graphite grey only.
- Includes mechanical mounting holes to mount many major document camera models. Ordered separately.
- Ships assembled.

To Order, Specify:

- 1) Product number.

Ergotron LearnFit

LearnFit Desk



24-547-003
24-481-003

Description	Height	Depth	Width	Number	Price
Sit-Stand	29"(737mm)-44"(1118mm)	22"(559mm)	24"(610mm)	24-547-003	\$781.89
Standing	33"(838mm)-49"(1245mm)	22"(559mm)	24"(610mm)	24-481-003	781.84

Features

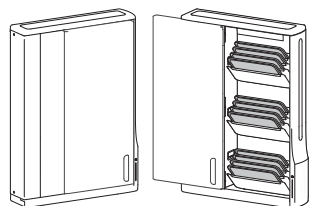
- Includes: One adjustable height desk with two locking and 2 non-locking casters and backpack hook.
- PrecisionHeight™ Technology allows for one-touch height adjustment.
- Worksurface includes built in cup holder, tablet stand pocket and pencil tray.
- Maximum weight capacity for desk surface is 15 pounds.
- Sit-Stand desk height range is 29"(737mm)-45"(1143mm). Adjustable Standing desk height range is 33"(838mm)-49"(1245mm).
- Standard with polished aluminum column and base with feathered gray laminate surface. Edgeband and cup holder/pencil tray standard in dark gray.

To Order, Specify:

- 1) Product number.

Ergotron Zip 12 Charging

Height	Depth	Width	Number	Price
35.6"(904mm)	5.9"(150mm)	40.9"(1039mm)	DM12-1006-1	\$1907.04



DM12-1006-1



Features

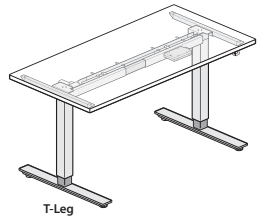
- Includes: Cabinet, 6' power cord, key and wall mounting hardware.
- Charges and secures up to 12 tablets or notebooks with screens up to 12"(305mm).
- Show & Stow™ technology tilting tablet trays pull out to load/unload and automatically retract.
- Sliding front access door.
- 12 receptacle outlet strip designed to work with oversized adapters. AC adapter maximum dimensions 4.1(104mm) H x 2"(51mm) W x 4"(102mm) D.
- Individual device maximum weight 3 pounds. Total weight capacity 44.4 pounds.
- Contains one 12V DC continuous operation cooling fan.
- Uses AC adapters that come with each device. AC adapters not included.
- Black with polished aluminum sliding door and laptop tray fronts.

To Order, Specify:

- 1) Product number.

Hop Table — Rectangular

Laminate – Single Stage Electric Adjustment with T-leg Base



T-Leg



TVRA-LJSNTJ



Depth	Width	Top Weights (lbs.)	Number	Laminate A	B
23"(584mm)	52"(1321mm)	42	TVRA-2352-LJSNTJ	\$1524.55	\$1593.55
	58"(1473mm)	47	TVRA-2358-LJSNTJ	1549.00	1619.68
	64"(1626mm)	52	TVRA-2364-LJSNTJ	1573.63	1645.99
	70"(1778mm)	56	TVRA-2370-LJSNTJ	1598.42	1672.46
29"(737mm)	52"(1321mm)	53	TVRA-2952-LJSNTJ	\$1574.08	\$1646.86
	58"(1473mm)	59	TVRA-2958-LJSNTJ	1603.87	1678.75
	64"(1626mm)	65	TVRA-2964-LJSNTJ	1633.83	1710.81
	70"(1778mm)	71	TVRA-2970-LJSNTJ	1658.72	1737.38

Features

- Includes 1 3/16"(30mm) thick top, two T-leg base assemblies, wire management clips, height adjustment mechanism (with a single motor), adjustable glides and hardware.
- Laminate top with 3mm edgeband edge on user side and 1mm on remaining edges.
- Height adjustment:
 - Single Stage with 27"(686mm) to 46.7"(1168mm) continuous height adjustment range.
- Touch Pad Actuator:
 - Standard two-button with up/down control.
 - Can be mounted on left or right side of table using predrilled holes; standard with black housing.
- Height adjustment: 1.4"(36mm) per second.
- Base includes:
 - Telescoping base tubes
 - Horizontal support
 - Available in painted trim colors.
- Includes 9'(2895.6mm) long black power cord with NEMA 5-15P plug.
- Glides have 1/4"(6mm) height adjustment and are standard in black.
- Grommets are available for field installation; separately specified.
- Depth and width shown in nominal dimensions.
- Ships unassembled.

To Order, Specify:

- 1) Product number.
- 2) Laminate surface color.
- 3) Edge trim color.
- 4) Base trim color.

Note: \$41.60 upcharge list for Metallic trim colors.

Specification Tips

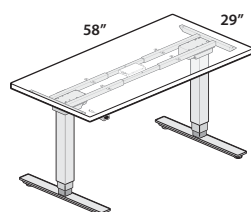
- Power Modules are available for field installation; separately specified.
- Tops are designed to allow pinch point clearance and accommodates cable routing; refer to Specification Guide for application guidelines.
- Height adjustable tables not designed to accept AKP, suspended or attached pedestals.
- Total lifting capacity of table is 150 lbs. including surface; applied weight should be evenly distributed.
- Screen and Monitor Arm application. **SEE CHART BELOW.**
- Separately specified caster kit available.
- Application may require approval of local authority having jurisdiction (AHJ); ensure compliance before placing orders and installation.

Table Depth and Base	Screens	Monitor Arms
23"(584mm) T-leg Glides	Yes	Yes (25 lbs. max)
23"(584mm) T-leg Casters	No	No
29"(737mm) T-leg Glides	Yes	Yes (50 lbs. max)
29"(737mm) T-leg Casters	Yes	Yes (25 lbs. max)

NOTE: Glides are included. Casters are separately specified.

Hop Table — Rectangular

Laminate – Dual Stage Electric Adjustment for T-leg Base



TVRA-LJSNTV



Depth	Width	Top Weight (lbs.)	Number	Laminate A	B
23"(584mm)	46"(1168mm)	37	TVRA-2346-LJSNTV	\$1562.65	\$1629.97
	52"(1321mm)	42	TVRA-2352-LJSNTV	1586.93	1655.93
	58"(1473mm)	47	TVRA-2358-LJSNTV	1611.38	1682.06
	64"(1626mm)	52	TVRA-2364-LJSNTV	1636.01	1708.37
	70"(1778mm)	56	TVRA-2370-LJSNTV	1660.80	1734.84
29"(737mm)	46"(1168mm)	47	TVRA-2946-LJSNTV	\$1606.85	\$1677.53
	52"(1321mm)	53	TVRA-2952-LJSNTV	1636.46	1709.24
	58"(1473mm)	59	TVRA-2958-LJSNTV	1666.25	1741.13
	64"(1626mm)	65	TVRA-2964-LJSNTV	1696.21	1773.19
	70"(1778mm)	71	TVRA-2970-LJSNTV	1721.10	1799.76

Features

- Includes 1 3/16"(30mm) thick laminate, two T-leg base assemblies, wire management clips, height adjustment mechanism, adjustable glides and hardware.
- Laminate top with 3mm edgeband edge on user side and 1mm on remaining edges.
- Height adjustment:
 - Dual Stage with 25.7"(653mm) to 51.3"(1303mm) continuous height adjustment range (includes top).
- Touch Pad Actuator:
 - Standard two-button with up/down control.
 - Can be mounted on left or right side of table using predrilled holes; standard with black housing.
- Height adjustment: 1.4"(36mm) per second.
- Base includes:
 - Telescoping base tubes
 - Horizontal support
 - Available in painted trim colors.
- Includes 9'(2895.6mm) long black power cord with NEMA 5-15P plug.
- Glides have 1/4"(6mm) height adjustment and are standard in black.
- Grommets are available for field installation; separately specified.
- Depth and width shown in nominal dimensions.
- Ships unassembled.

To Order, Specify:

- Product number.
- Laminate surface color.
- Edge trim color.
- Base trim color.

Note: \$41.60 upcharge list for Metallic trim colors.

Specification Tips

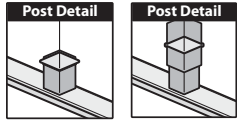
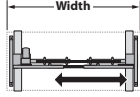
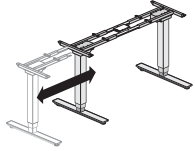
- Power Modules are available for field installation; separately specified.
- Tops are designed to allow pinch point clearance and accommodates cable routing.
- Height adjustable tables not designed to accept AKP, suspended or attached pedestals.
- Total lifting capacity of table is 250 lbs. including surface; applied weight should be evenly distributed.
- Screen and Monitor Arm application. **SEE CHART BELOW.**
- Separately specified caster kit available.
- Application may require approval of local authority having jurisdiction (AHJ); ensure compliance before placing orders and installation.

Table Depth and Base	Screens	Monitor Arms
23"(584mm) T-leg Glides	Yes	Yes (25 lbs. max)
23"(584mm) T-leg Casters	No	No
29"(737mm) T-leg Glides	Yes	Yes (65 lbs. max)
29"(737mm) T-leg Casters	Yes	Yes (25 lbs. max)

NOTE: Glides are included. Casters are separately specified.

Hop Table — Base Only

Two Leg



TVBA (Single Stage) (Dual Stage)



Description	Depth	Number	Price
2-Leg For use with Rectangle/Wedge/Inverse Swell Shapes Applications			
Single Stage – Standard Touch Pad			
T Base	23"(584mm)	TVBA-2TVB-J	\$1331.20
	29"(737mm)	TVBA-2TVC-J	1357.20
Dual Stage – Standard Touch Pad			
T Base	23"(584mm)	TVBA-2TVB	\$1408.16
	29"(737mm)	TVBA-2TVC	1434.16

Features

- Includes height adjustable T-Leg (2 legs) with expandable frame, adjustable glides and mounting hardware.
- Height adjustment mechanism is Single Stage (with a single motor) or Dual Stage (with motor on each leg).
- Glides have 1/4"(6mm) height adjustment and are standard in black.
- Height adjustment (with 1 3/16"(31mm) worksurface):
 - Single Stage with 27"(686mm) to 46.7"(1168mm) continuous height adjustment range.
 - Dual Stage with 24.6"(610mm) to 50.2"(1270mm) continuous height adjustment range.
- Touch Pad Actuator:
 - Standard two-button with up/down control.
 - Programmable with up/down adjustment control, three memory settings, and digital height display.
 - Can be mounted on left or right side of table; standard with black housing.
- Height adjustment: 1.4"(36mm) per second.
- T-leg base includes:
 - Telescoping base tubes (horizontal and vertical).
 - Available in painted trim colors.
- Includes: 9'(2743mm) long black power cord with NEMA 5-15P plug to the building.

To Order, Specify:

- 1) Product number.
- 2) Base trim color.

Note: \$41.60 upcharge list for Metallic trim colors.

Specification Tips

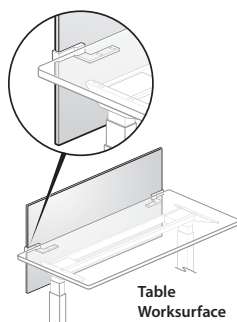
- Maximum work top overhang allowed is 6"(152mm) on one side.
- Table load capacity:
 - Single Stage
 - 2-Leg Total weight load capacity including top is 150 lbs.
 - Dual Stage
 - 2-Leg Total weight load capacity including top is 250 lbs.
- Table load capacity (including top) and weight should be evenly distributed.
- Select a top that accommodates 1"(25mm) pinch point clearance on all sides and meets at least a NFPA class C flammability rating.
- **Base Only** Application may require approval of local authority having jurisdiction (AHJ); ensure compliance before placing orders and installation.

	TVBA-2TVB*		TVBA-2TVC*		TVBA-2TVB-J*		TVBA-2TVC-J*	
Top Depth	23"		29"		23"		29"	
Number of Legs	2-Legs		2-Legs		2-Legs		2-Legs	
	Width		Width		Width		Width	
	Min	Max	Min	Max	Min	Max	Min	Max
	46"	70"	46"	70"	49"	70"	49"	70"
Top Shape								
Rectangle	X	X	X	X	X	X	X	X
Wedge	X	X			X	X		
Inverse Swell	X	X	X	X	X	X	X	X

*Chart is not affected by standard or programmable options.

Belong Screens

Height Adjustable Tables



SUFB

Features

- Includes fabric screen L bracket and attachment hardware.
- Fabric surface is non-tackable.
- Screen and brackets are field installed.

Specification Tips

- **Not for use on Hop Bench or Planes Height Adjustable Bench.**
- Cannot mount to non-square edge work surfaces.
- **Refer to Height Adjustable Tables Specification Guide for mounting clearances.**
- Screen and the table width cannot match. The screen width must be smaller than the table width.
- Screens are non-load bearing.
- Screen mounting:
 - 19" High: 4.25"(108mm) above worksurface; 13"(330mm) from bottom of worksurface to bottom of screen
 - 27" High: 12.25"(311mm) above worksurface; 13"(330mm) from bottom of worksurface to bottom of screen
- Screen Thickness; 0.56"(14mm)
- Gap between screen and horizontal surface for wire management.

To Order, Specify:

- 1) Product number.
- 2) Fabric Color.
- 3) Trim color for bracket.

Note: \$2.54 upcharge list for Metallic and accent trim colors.

Height	Width	Number	Fabric Grade	
			A	B
Fabric				
19"(483mm)	24"(610mm)	SUFB-1924-FA	\$241.01	\$245.49
	30"(762mm)	SUFB-1930-FA	263.89	270.26
	36"(914mm)	SUFB-1936-FA	286.77	295.03
	42"(1067mm)	SUFB-1942-FA	309.65	319.80
	48"(1219mm)	SUFB-1948-FA	332.53	344.57
	54"(1372mm)	SUFB-1954-FA	355.41	369.34
27"(686mm)	60"(1524mm)	SUFB-1960-FA	378.29	394.11
	24"(610mm)	SUFB-2724-FA	\$271.49	\$281.09
	30"(762mm)	SUFB-2730-FA	294.37	305.86
	36"(914mm)	SUFB-2736-FA	317.25	330.63
	42"(1067mm)	SUFB-2742-FA	340.13	355.40
	48"(1219mm)	SUFB-2748-FA	363.01	380.17
54"(1372mm)	SUFB-2754-FA	385.89	404.94	
	60"(1524mm)	SUFB-2760-FA	408.77	429.71

Fern Value Model

Task Chair with 4D Arms — Plastic Base Model



SFT-U0-7S01A5

Dimensions

- *SH: 16.5"-21.5"
(419mm-546mm)
- H: 41.5"-47"
(1054mm-1194mm)
- D: 28.5"(724mm)
- W: 29"(737mm)
- *SW: 19.9"(505mm)
- *AH: 6.7"-11.5"
(170mm-292mm)
- *SD: 15.5"-18.5"
(394mm-470mm)

* All measurements taken with the BIFMA chair measuring device.

Features

- Back: Flexible back with built in fronds wrapped in lofted mesh.
- Seat: Flexible seat pan with standard upholstered foam.
- Seat depth adjustment (3"(76mm) range).
- Base: Plastic five-star base.
- Arms: 4D arms with plastic upright.
 - Move fore, aft, side to side and pivot in and out.
 - Height adjustment range of 4.8"(122mm).
- Arm Caps: Standard with soft arm caps.
- Mechanism: Synchronized 3-point tilt; standard tilt tension adjustment.
- Height Adjustment: Pneumatic. Range: 16.5"-21.5"(419mm-546mm).
- Back Stop: 4 positions.
- Casters: Hard casters.

To Order, Specify:

- 1) Product number.
- 2) Seat surface/color: 3A-18 Tellure - Black
- 3) Mesh back: MB-CL Coal
- 4) Plastic trim color: TR-F Black
- 5) Aluminum trim color: TR-TF Pitch

Number	Price
SFT-U0-7S01A5	\$1360.05

Fern

Task Chair — Plastic Base Model



SFT-U0-7S01A

1st Trim Color (Plastic)	Arm Cap/Levers	Lumbar Handle
TR-F Black	TR-F Black	TR-TF Pitch
TR-7 Fog	TR-7 Fog	TR-AR Argent

Dimensions

*SH: 16.5"-21.5"
(419mm-546mm)
H: 41.5"-47"
(1054mm-1194mm)
D: 28.5"(724mm)
W: 29"(737mm)
*SW: 19.9"(505mm)
*AH: 4D/Height Adj.
6.7"-11.5"
(170mm-292mm)
Fixed 9"(229mm)
*SD: 15.5"-18.5"
(394mm-470mm)

* All measurements taken with the BIFMA chair measuring device.

Features

- Back: Flexible back with built in fronds wrapped in lofted mesh.
- Seat: Flexible seat pan with standard upholstered foam.
- Seat depth adjustment (3"(76mm) range).
- Base: Plastic five-star base. Available in Black or Fog.
- Optional height adjustable lumbar support (4"(102mm) adjustment).
- Arms:
 - 4D arms with plastic upright moves fore, aft, side to side, pivot in and out and have height adjustment of 4.8"(122mm).
 - Height adjustable - adjustment range of 4.8"(122mm).
 - Fixed aluminum arms.
- Arm Caps: Standard with soft arm caps.
- Mechanism: Synchronized 3-point tilt; standard tilt tension adjustment.
- Height Adjustment: Pneumatic. Range: 16.5"-21.5"(419mm-546mm).
- Back Stop: 4 positions.
- Optional Forward Tilt (with Back Stop): 5° downward from initial position.
- Casters: Hard casters in black.

To Order, Specify:

- 1) Product number.
- 2) Fabric surface and color (seat).
- 3) Mesh color (back).
- 4) Plastic trim color (back frame/cradle/arm uprights/base).
- 5) Aluminum trim color (back upright and mechanism).

Description	Number	Price
Mesh Back, No Lumbar Adjustment - 4D Arms		
Back Stop w/Seat Depth Adjustment	SFT-U0-7S01A5	\$1427.92
Back Stop Forward Tilt w/Seat Depth Adjustment	SFT-U0-7S04A5	1521.55
Mesh Back, Lumbar Adjustment - 4D Arms		
Back Stop w/Seat Depth Adjustment	SFT-U0-7S11A5	\$1533.25
Back Stop Forward Tilt w/Seat Depth Adjustment	SFT-U0-7S14A5	1626.88
Mesh Back, No Lumbar Adjustment - Height Adjustable Arms		
Back Stop w/Seat Depth Adjustment	SFT-U0-4S01A5	\$1398.68
Back Stop Forward Tilt w/Seat Depth Adjustment	SFT-U0-4S04A5	1492.31
Mesh Back, Lumbar Adjustment - Height Adjustable Arms		
Back Stop w/Seat Depth Adjustment	SFT-U0-4S11A5	\$1504.01
Back Stop Forward Tilt w/Seat Depth Adjustment	SFT-U0-4S14A5	1597.64
Mesh Back, No Lumbar Adjustment - Fixed Arms		
Back Stop w/Seat Depth Adjustment	SFT-U0-1S01A5	\$1381.11
Back Stop Forward Tilt w/Seat Depth Adjustment	SFT-U0-1S04A5	1474.74
Mesh Back, Lumbar Adjustment - Fixed Arms		
Back Stop w/Seat Depth Adjustment	SFT-U0-1S11A5	\$1486.44
Back Stop Forward Tilt w/Seat Depth Adjustment	SFT-U0-1S14A5	1580.07

Fern

Task Chair — Aluminum Base Model



SFT-U0-7S01A

Dimensions

- *SH: 16.5"-21.5"
(419mm-546mm)
- H: 41.5"-47"
(1054mm-1194mm)
- D: 28.5"(724mm)
- W: 29"(737mm)
- *SW: 19.9"(505mm)
- *AH: 4D/Height Adj.
6.7"-11.5"
(170mm-292mm)
- Fixed 9"(229mm)
- *SD: 15.5"-18.5"
(394mm-470mm)

* All measurements taken with the BIFMA chair measuring device.

1st Trim Color (Plastic)	Arm Cap/Levers	Lumbar Handle
TR-F Black	TR-F Black	TR-TF Pitch
TR-7 Fog	TR-7 Fog	TR-AR Argent

Features

- Back: Flexible back with built in fronds wrapped in lofted mesh.
- Seat: Flexible seat pan with standard upholstered foam.
- Seat depth adjustment (3"(76mm) range).
- Base: Aluminum five-star base in Pitch or Metallic Silver.
- Optional height adjustable lumbar support (4"(102mm) adjustment).
- Arms:
 - 4D arms with plastic upright moves fore, aft, side to side, pivot in and out and have height adjustment of 4.8"(122mm).
 - Height adjustable - adjustment range of 4.8"(122mm).
 - Fixed aluminum arms.
- Arm Caps: Standard with soft arm caps.
- Mechanism: Synchronized 3-point tilt; standard tilt tension adjustment.
- Back Stop: 4 positions.
- Optional Forward Tilt (with Back Stop): 5° downward from initial position.
- Casters: Hard casters in black or two-tone grey.

To Order, Specify:

- 1) Product number, including;

1 Caster Option:

- 1** Hard Casters (Black)
 - T** Hard Two-Tone Casters (Grey)
- 2) Fabric surface and color (seat).
 - 3) Mesh color (back).
 - 4) Plastic trim color (back frame/cradle).
 - 5) Aluminum trim color (back and arm upright/mechanism/base).

Description	Number ¹	Price
Mesh Back, No Lumbar Adjustment - 4D Arms		
Back Stop w/Seat Depth Adjustment	SFT-U0-7S01A	\$1605.82
Back Stop Forward Tilt w/Seat Depth Adjustment	SFT-U0-7S04A	1699.45
Mesh Back, Lumbar Adjustment - 4D Arms		
Back Stop w/Seat Depth Adjustment	SFT-U0-7S11A	\$1711.15
Back Stop Forward Tilt w/Seat Depth Adjustment	SFT-U0-7S14A	1804.78
Mesh Back, No Lumbar Adjustment - Height Adjustable Arms		
Back Stop w/Seat Depth Adjustment	SFT-U0-4S01A	\$1576.58
Back Stop Forward Tilt w/Seat Depth Adjustment	SFT-U0-4S04A	1670.21
Mesh Back, Lumbar Adjustment - Height Adjustable Arms		
Back Stop w/Seat Depth Adjustment	SFT-U0-4S11A	\$1681.91
Back Stop Forward Tilt w/Seat Depth Adjustment	SFT-U0-4S14A	1775.54
Mesh Back, No Lumbar Adjustment - Fixed Arms		
Back Stop w/Seat Depth Adjustment	SFT-U0-1S01A	\$1559.01
Back Stop Forward Tilt w/Seat Depth Adjustment	SFT-U0-1S04A	1652.64
Mesh Back, Lumbar Adjustment - Fixed Arms		
Back Stop w/Seat Depth Adjustment	SFT-U0-1S11A	\$1664.34
Back Stop Forward Tilt w/Seat Depth Adjustment	SFT-U0-1S14A	1757.97

Zody Value Model

Task Chair with 4D Arms



SZT-20-711MA5

Dimensions

- *SH: 16"-21"
(406mm-533mm)
H: 38"-43"
(965mm-1092mm)
D: 29"(737mm)
W: 29"(737mm)
*SW: 19.25"(489mm)
*AH: 6.8"-10.8"
(173mm-274mm)
*SD: 16"-19"
(406mm-483mm)

* All measurements taken with the BIFMA chair measuring device.

Features

- Back: Soft mesh only.
- Seat:
 - Upholstered with foam.
 - Adjustable [3"(76mm) range]
- Base: Plastic five-star.
- Arms: 4D with soft arm caps.
- Mechanism: Balanced 3-point tilt; tilt tension.
- Pneumatic height adjustment.
- Back Stop: Tilt stop in 6 positions
- Asymmetrical Lumbar Adjustment: 4"(102mm) height adjustment; support level can be adjusted independently for right- or left-hand side of users body.
- Casters: Hard Casters

To Order, Specify:

- 1) Product number.
- 2) Seat surface/color:
3A-18 Tellure - Black
- 3) Mesh Back:
MA-001 Black
- 4) Trim color for frame/arm caps:
TR-F Black
- 5) Trim color for base/arms:
TR-F Black

Note: No changes to specification. No COM or Specials.

Number	Price
SZT-20-711MA5	\$1325.47

Zody

Task Chair



SZT-20-711MA1

Dimensions*

- *SH: 16"-21"
(406mm-533mm)
- H: 38"-43"
(965mm-1092mm)
- D: 29"(737mm)
- W: 29"(737mm)
- *SW: 19.25"(489mm)
- *SD: 16"-19"
(406mm-483mm)
- *AH: 4D/Height Adj.
6.8"-10.8"
(173mm-274mm)
Fixed 9"(229mm)

* All measurements taken with the BIFMA chair measuring device.

Features

- Back: Soft mesh.
- Seat: Standard upholstered with foam.
- Seat Type: Standard adjustable [3"(76mm) range].
- Base: Standard Plastic painted five-star base or optional painted aluminum.
 - Plastic base available in Black.
 - Aluminum base available painted Black, or Metallic Silver.
- Arms with soft arm caps:
 - 4D: Height adjustment range of 4"(102mm), move front, back, side to side and pivot in and out.
 - Height Adjustable - Height adjustment range of 4"(102mm).
 - Fixed Height
- Mechanism: Balanced 3-point tilt; standard tilt tension.
- Height adjustment: Pneumatic.
- Back Stop: Tilt stop in 6 positions.
- Optional Back Stop with Forward Tilt; Seat tilts 5° downward from initial position.
- Optional Asymmetrical Lumbar Adjustment: 4"(102mm) height adjustment; support level can be adjusted independently for right or left hand side of users body. Optional PAL Back System: Passive pelvic support.
- Casters: Hard casters in black only.

Upcharge for mixed grade surfaces, refer to the electronic design and specification tools.

To Order, Specify:

- 1) Product number, including:

1 Base/Caster Option:**Aluminum Base**

- 1 Aluminum Base, Hard Caster, add **\$35.64** to list

Plastic Base

- 5 Plastic Std. Base, Hard Caster

- 2) Fabric surface and color (seat).
- 3) Mesh surface and color (back).
- 4) Trim color for frame.
- 5) Trim color for base/arms.

Adjustments	Number 1	Price
Mesh Back, Lumbar Adjustment - 4D Arms		
Back Stop	SZT-20-711MA	\$1494.96
Back Stop/Forward Tilt	SZT-20-714MA	1559.89
Mesh Back, PAL Back System - 4D Arms		
Back Stop	SZT-20-721MA	\$1523.65
Back Stop/Forward Tilt	SZT-20-724MA	1588.58
Mesh Back, Lumbar Adjustment - Height Adjustable Arms		
Back Stop	SZT-20-411MA	\$1453.79
Back Stop/Forward Tilt	SZT-20-414MA	1518.72
Mesh Back, PAL Back System - Height Adjustable Arms		
Back Stop	SZT-20-421MA	\$1482.48
Back Stop/Forward Tilt	SZT-20-424MA	1547.41
Mesh Back, Lumbar Adjustment - Fixed Arms		
Back Stop	SZT-20-111MA	\$1368.97
Back Stop/Forward Tilt	SZT-20-114MA	1433.90
Mesh Back, PAL Back System - Fixed Arms		
Back Stop	SZT-20-121MA	\$1397.66
Back Stop/Forward Tilt	SZT-20-124MA	1462.59

Very Task Value Model

Task Chair with 4D Arms



SCT-20-7115

Dimensions

*SH: 16-21"
(406mm-533mm)
H: 39-44"
(991mm-1118mm)
D: 26"(660mm)
W: 27"(686mm)
*SW: 19"(483mm)
SD: 16"-19"
(406mm-483mm)
AH: 6.5"-10.5"
(165mm-267mm)

* Measurements taken with the BIFMA chair measuring device.

Features

- Back: mesh.
- Seat: Standard upholstered foam (3 lbs. polyurethane foam construction).
- Base: Plastic base.
- Arms: 4D with soft arm caps. Arm adjusts up and down, side to side, front to back and pivot in and out.
- Mechanism: Balanced 3-point tilt; standard tilt tension.
- Back Lock: Single position upright back lock.
- Asymmetrical Lumbar Adjustment: 4"(102mm) height adjustment; support level can be adjusted independently for right or left hand side of users body.
- Casters: Hard black

To Order, Specify:

- 1) Product number.
- 2) Seat surface/color: 3A-18 Tellure - Black
- 3) Mesh Back: MS-F Black
- 4) Plastic trim color (including base): TR-F Black
- 5) Aluminum trim color: TR-F Black
- 6) Base finish: TR-F Black

Note: No changes to specification. No COM or Tailored Solutions.

Number	Price
SCT-20-7115	\$1073.27

Very Task

Task Chair



SCT-20-7111

Dimensions

- *SH: 16"-21"
(406mm-533mm)
- H: 39"-44"
(991mm-1118mm)
- D: 26"(660mm)
- W: 27"(686mm)
- *SW: 19"(483mm)
- SD: 16"-19"
(406mm-483mm)
- *AH: 4D/Height Adj.
6.5"-10.5"
(165mm-267mm)
- Fixed 8"(203mm)
- AH: 6.5"-10.5"
(165mm-267mm)

* Measurements taken with the BIFMA chair measuring device.

Features

- Back: Mesh.
- Seat: Standard upholstered foam (3 lbs. polyurethane foam construction).
- Base: Plastic five-star in Black or Fog or Aluminum five-star in Metallic Silver.
- Arms:
 - 4D: Height adjustment range of 4"(102mm), move front, back, side to side and pivot in and out.
 - Height Adjustable - Height adjustment range of 4"(102mm).
 - Fixed - fixed arms have aluminum uprights.
- Mechanism: Balanced 3-point tilt; standard tilt tension.
- Back Lock: Single position upright back lock.
- Asymmetrical Lumbar Adjustment: 4"(102mm) height adjustment; support level can be adjusted independently for right or left hand side of users body.
- Casters: Hard casters in black.

To Order, Specify:

- 1) Product number.
- 2) Fabric surface and color (seat).
- 3) Mesh surface and color (back).
- 4) Trim color (plastic components) (arm caps, control cover, adjustment levers, 4D or height adjustable arm uprights).
- 5) Frame trim color (aluminum components - underside of chair and fixed arm uprights).
- 6) Base trim color.
 - Plastic:
 - TR-F Black
 - TR-7 Fog
 - Aluminum:
 - TR-LE Metallic Silver

Adjustments	Number	Price
Plastic Base with Lumbar Adjustment - 4D Arms		
Back Lock	SCT-20-7115	\$1146.53
Aluminum Base with Lumbar Adjustment - 4D Arms		
Back Lock	SCT-20-7111	\$1215.44
Plastic Base with Lumbar Adjustment - Height Adjustable Arms		
Back Lock	SCT-20-4115	\$1077.62
Aluminum Base with Lumbar Adjustment - Height Adjustable Arms		
Back Lock	SCT-20-4111	\$1146.53
Plastic Base with Lumbar Adjustment - Fixed Arms		
Back Lock	SCT-20-1115	\$1063.84
Aluminum Base with Lumbar Adjustment - Fixed Arms		
Back Lock	SCT-20-1111	\$1132.75



SJT-20-711A

Dimensions

*SH: 16.4"-21.0"
(417mm-533mm)
H: 39"-44"
(991mm-1118mm)
D: 27"(686mm)
W: 28"(711mm)
*SW: 20"(508mm)
*SD: 16.25"-18.75"
(413mm-476mm)
*AH: 7.4"-11.4"
(188mm-290mm)

* All measurements taken with the BIFMA chair measuring device.

Features

- Back: Knitted mesh.
- Seat: Standard upholstered foam covered in fabric with seat depth adjustment (2.5"(64mm) range).
- Base: Plastic five-star base.
- Arms:
 - 4D: Height adjustment range of 4"(102mm), move front, back, side to side and pivot in and out.
 - Height Adjustable - Height adjustment range of 4"(102mm).
- Lumbar: Lumbar support with 3.5"(89mm) adjustment.
- Mechanism: Synchronized tilt; standard tilt tension adjustment.
- Height adjustment: Standard pneumatic.
- Back Lock: Standard single position upright back lock.
- Casters: Hard casters in black.
- Ships standard assembled. Optional knocked down shipment comes in three pieces; assembly does not require tools.

To Order, Specify:

- 1) Product number.
- 2) Seat surface material and color.
- 3) Back surface material and color.
- 4) Plastic trim color. (frame and arm uprights)
TR-F Black
TR-7 Fog, add **\$72.36** list.
- 5) Base color.
TR-F Black
TR-7 Fog

Plastic Trim Color	Lumbar	Arm Caps
TR-F Black	TR-F Black	TR-F Black
TR-7 Fog	TR-7 Fog*	TR-7 Fog

*If mesh is Carbon, lumbar will be Black.

Specification Tip

- Lumbar color defaults based on chair attributes and is available in Black or Fog only.
 - Black will be received if Carbon knitted mesh is ordered or plastic trim color is Black.
 - Fog will be received if Fog plastic trim is ordered and knitted mesh is not Carbon.

Description	Number	Price
Mesh Back, Lumbar Adjustment - 4D Arms		
Back Lock w/Seat Depth Adjustment	SJT-20-711A5A	\$972.47
Mesh Back, Lumbar Adjustment - Height Adjustable Arms		
Back Lock w/Seat Depth Adjustment	SJT-20-411A5A	\$834.87

The following options require modification of the product number.

Knocked Down Shipment To specify, change the 11th digit from an **A** to **K** and deduct **\$33.39** list; **Example:** SJT-20-711A5K

Improv Series

Improv H.E. Mid-Back Chair



M231-1741

Dimensions

*SH: 16" - 21"
(406mm - 533mm)
H: 34" - 42.5"
(864mm - 1080mm)
D: 23" - 25.5"
(584mm - 648mm)
W: 25" (635mm)
*SW: 19.2" (488mm)
*SD: 16" - 19"
(406mm - 483mm)
*AH: 4.6" - 8.4"
(117mm-213mm)

* All measurements taken with the BIFMA chair measuring device.

Features

- Outer Shells: Polypropylene.
- Arms: Height adjustable with standard arm caps, height and width adjustable 3D with molded black vinyl arm caps or armless.
 - Height adjustable: Height adjustment of 4"(102mm).
 - Height and width adjustable 3D: Height adjustment of 4"(102mm) and width adjustment of 1.5"(38mm).
- Arm Adjustment Controls: Fingertip activation.
- Casters: Standard with hard casters.
- 3"(76mm) sliding seat pan.
- Standard plastic base.
- Mechanism: Swivel with synchronized-tilt.
- Height Adjustment: Pneumatic.
- Back-Lock: Lockable in two positions.

To Order, Specify:

- 1) Product number.
- 2) Fabric surface and color.
- 3) Trim color for shell, arms and base.

Shells	Arms/Caps	Number	Price
Pneumatic Height Adjustment/Back-Lock/Height Adjustable Arms			
Polypropylene	Standard	M231-1741	\$1500.49
Pneumatic Height Adjustment/Back-Lock/Height and Width Adjustable 3D Arms			
Polypropylene	Molded Black Vinyl	M231-1W41	\$1670.77
Pneumatic Height Adjustment/Back-Lock/Armless			
Polypropylene		M231-1041	\$1233.53

Finish/Color Legends

Adaptable Worksurfaces and Support

Trim Color

Grade A

Smooth

TR-AK	Chalk
TR-K	Charcoal
TR-J	Graphite
TR-G	Gray Tone
TR-E	Smoke
TR-PLS	Smooth Plaster

Grade B

Smooth Metallic

TR-MC	Metallic Champagne
TR-LE	Metallic Silver

Laminate

Grade A

Solid Color

H-34	Beige
H-AK	Chalk
H-WL	Linen
H-3E	Smoke

Wood

H-AE	Maple
------	-------

Premium Wood Grain

H-KG	Columbian Walnut
------	------------------

Edgeband

Solid Color

HP-34	Beige
HP-AK	Chalk
HP-WL	Linen
HP-3E	Smoke

Wood Grain

HP-AE	Maple
HP-KG	Columbian Walnut

Lock Plugs

LR-BL	Black
LR-BP	Chrome

Compose/Compose Connections

Trim Color

Grade A

Smooth

TR-AK	Chalk
TR-K	Charcoal
TR-J	Graphite
TR-G	Gray Tone
TR-E	Smoke
TR-PLS	Smooth Plaster

Grade B

Smooth Metallic

TR-MC	Metallic Champagne
TR-LE	Metallic Silver

Glass

Grade A

SK-1C	Clear
-------	-------

Grade B

SK-E21	Satin Etched
--------	--------------

Fabric: Striae

Grade A

C1-AM	Band
C1-AJ	Beam
C1-AH	Element
C1-AC	Moonlight
C1-AD	Straws

Fabric: Camp

Grade B

33-CT	Cot
33-FR	Forest
33-GL	Grill
33-JA	Jamboree
33-PD	Pond

Fabric: Classic

Grade B

L5-AJ	Art
L5-AF	Comedy
L5-AR	Dance
L5-AT	Movie
L5-AA	Musical

Fabric: Hue

Grade B

6-BK	Bark
6-FR	Froth
6-LT	Latte
6-MR	Marine
6-WP	Wisp

Fabric: Shimmer

Grade B

WS-14	Diamond
WS-11	Glass
WS-10	Mirage
WS-16	Mirror
WS-2	Moonlight

Fern

Trim Color

TR-F	Black
TR-7	Fog
TR-LE	Metallic Silver
TR-TF	Pitched (Textured)
TR-FM	Snow

Mesh

MB-CL	Coal
MB-CF	Cornflower
MB-SL	Silver Leaf

Fabric: Blanket

Grade A

4H-BD	Bindle
4H-FT	Fort
4H-GR	Grass
4H-MT	Manta
4H-TK	Tuck
4H-YA	Yawn

Fabric: Tellure

Grade A

3A-31	Aegan
3A-18	Black
3A-49	Dove
3A-54	Goose
3A-33	Miami
3A-52	Sunset

Fabric: Twist

Grade A

MM-AS	And Shout
MM-C	Coil
MM-D	DNA
MM-SW	Sidewinder

Hop

Trim Color

Grade A

TR-K	Charcoal
TR-PLS	Plaster
TR-E	Smoke

Laminate

Grade A

H-34	Beige
H-AK	Chalk
H-WL	Linen
H-AE	Maple
H-3E	Smoke

Edgeband

Solid

HP-34	Beige
HP-AK	Chalk
HP-WL	Linen
HP-AE	Maple
HP-3E	Smoke

Grade B

TR-MC	Metallic Champagne
TR-LE	Metallic Silver

Wood Grain

H-KG	Columbian Walnut
------	------------------

Wood Grain

HP-KG	Columbian Walnut
-------	------------------

Improv HE

Trim Color

TR-F	Black
------	-------

Fabric: Tellure

Grade A

3A-18	Black
3A-40	Chocolate
3A-23	Jodhpurs
3A-19	Navy
3A-6	Nickel

Fabric: Twist

Grade A

MM-C	Coil
MM-CS	Corkscrew
MM-I	Ivy
MM-WH	Whirlpool

Finish/Color Legends

Soji

Trim Color		Knit		Fabric: Blanket Grade A		Fabric: Tellure Grade A	
TR-F	Black	XT-1	Carbon	4H-BD	Bindle	3A-31	Aegan
TR-7	Fog	XT-5	Mist	4H-FT	Fort	3A-18	Black
		XT-9	Steel	4H-GR	Grass	3A-49	Dove
				4H-MT	Mackinaw	3A-54	Goose
				4H-MT	Manta	3A-33	Miami
				4H-TK	Tuck	3A-52	Sunset

Very

Trim Color		Mesh		Fabric: Tellure Grade A		Fabric: Twist Grade A	
TR-F	Black	MS-F	Black	3A-31	Aegan	MM-AS	And Shout
TR-7	Fog	MS-7	Fog	3A-18	Black	MM-C	Coil
TR-LE	Metallic Silver	MS-FJ	Slate	3A-49	Dove	MM-D	DNA
				3A-54	Goose	MM-SW	Sidewinder
				3A-33	Miami		
				3A-52	Sunset		

Work Tools

Trim Color Grade A Smooth		Grade B Smooth	
TR-R	Beige	TR-1R	Brownstone
TR-K	Charcoal	TR-RR	Rusty Red
TR-FM	Snow		
Translucent			
TR-LQ	Frost		
TR-LX	Ice		
TR-LY	Moon		
TR-LU	Shadow		

X Series

Trim Color Grade A Smooth		Laminate Grade A Solid Color		Edgeband Solid Color		Lock Plugs	
TR-AK	Chalk	H-34	Beige	HP-34	Beige	LR-BL	Black
TR-K	Charcoal	H-AK	Chalk	HP-AK	Chalk	LR-BP	Chrome
TR-J	Graphite	H-WL	Linen	HP-WL	Linen		
TR-G	Gray Tone	H-3E	Smoke	HP-3E	Smoke		
TR-E	Smoke	Wood		Wood Grain			
TR-PLS	Smooth Plaster	H-AE	Maple	HP-AE	Maple		
Grade B Smooth Metallic		Grade B Premium Wood Grain		HP-KG	Columbian Walnut		
TR-MC	Metallic Champagne	H-KG	Columbian Walnut				
TR-LE	Metallic Silver						

X Series Cushions

Fabric: Blanket Grade A		Fabric: Tellure Grade A		Fabric: Twist Grade A	
4H-BD	Bindle	3A-31	Aegean	MM-AS	And Shout
4H-FT	Fort	3A-18	Black	MM-C	Coil
4H-GR	Grass	3A-40	Chocolate	MM-CS	Corkscrew
4H-MT	Manta	3A-49	Dove	MM-D	DNA
4H-TK	Tuck	3A-54	Goose	MM-I	Ivy
4H-YA	Yawn	3A-33	Miami	MM-SW	Sidewinder
		3A-19	Navy	MM-WH	Whirlpool
		3A-6	Nickel		
		3A-52	Sunset		

Zody

Trim Color		Mesh		Fabric: Tellure Grade A		Fabric: Twist Grade A	
TR-F	Black	MA-2	Comfort	3A-31	Aegan	MM-AS	And Shout
TR-LE	Metallic Silver	MA-1	Support	3A-18	Black	MM-C	Coil
TR-E	Smoke	MA-3	Wellness	3A-49	Dove	MM-D	DNA
				3A-54	Goose	MM-SW	Sidewinder
				3A-33	Miami		
				3A-52	Sunset		

Products are listed alphabetically in this index by alpha-numeric prefix/suffix codes.

Product Code	Product Description	Page
24-205-214	Ergotron Neo-Flex Laptop Cart	98
24-220-055	Ergotron Teachwell® Mobile Digital Workspace	99
24-316-026	Ergotron WorkFit-A — Dual Attached Sit-Stand Workstation	85
24-317-026	Ergotron WorkFit-A — Single Attached Sit-Stand Workstation	84
24-390-026	Ergotron WorkFit-A — Single Attached Sit-Stand Workstation	84
24-391-026	Ergotron WorkFit-A — Single Attached Sit-Stand Workstation	84
24-392-026	Ergotron WorkFit-A — Dual Attached Sit-Stand Workstation	85
24-481-003	Ergotron LearnFit – LearnFit Desk	100
24-547-003	Ergotron LearnFit – LearnFit Desk	100
33-341-200	Ergotron WorkFit-S — Dual Attached Sit-Stand Workstation	87
33-349-200	Ergotron WorkFit-S — Dual Attached Sit-Stand Workstation	87
33-349-211	Ergotron WorkFit-S — Dual Attached Sit-Stand Workstation	87
33-350-200	Ergotron WorkFit-S — Single Attached Sit-Stand Workstation	86
33-350-211	Ergotron WorkFit-S — Single Attached Sit-Stand Workstation	86
33-351-200	Ergotron WorkFit-S — Single Attached Sit-Stand Workstation	86
33-351-211	Ergotron WorkFit-S — Single Attached Sit-Stand Workstation	86
33-397-062	Ergotron WorkFit-T — Desktop Sit-Stand Workstation	89
33-397-085	Ergotron WorkFit-T — Desktop Sit-Stand Workstation	89
33-406-062	Ergotron WorkFit-TL — Desktop Sit-Stand Workstation	90
33-406-085	Ergotron WorkFit-TL — Desktop Sit-Stand Workstation	90
33-407-062	Ergotron WorkFit-SR — Dual Attached Sit-Stand Workstation	88
33-407-085	Ergotron WorkFit-SR — Dual Attached Sit-Stand Workstation	88
33-418-085	Ergotron WorkFit-TL — Desktop Sit-Stand Workstation	90
45-174-300	Ergotron Monitor Arms – Neo-Flex	83
45-214-026	Ergotron Monitor Arms – Single Arm	81
45-235-194	Ergotron Monitor Arms – Neo-Flex Extend	83
45-241-026	Ergotron Monitor Arms – Single Arm	77
45-245-026	Ergotron Monitor Arms – Dual Arm	77
45-248-026	Ergotron Monitor Arms – Dual Arm	77
45-289-026	Ergotron Monitor Arm Accessories – LX Extension	80
45-295-026	Ergotron Monitor Arms – Single Arm	77
45-306-101	Ergotron Monitor Arms – Neo-Flex Tablet	83
45-360-026	Ergotron Monitor Arms – Single Arm	78
45-362-026	Ergotron Monitor Arm Accessories – LX Sit-to-Stand Extension	80
45-384-026	Ergotron Monitor Arms – Single Arm	78
45-405-026	Ergotron WorkFit-LX — Sit-Stand Desk Mount System	91
45-475	Ergotron Monitor Arms – Single Arm	75
45-476	Ergotron Monitor Arms – Dual Arm	75
45-478	Ergotron Monitor Arms – Single Arm	75
45-479	Ergotron Monitor Arms – Dual Arm	75
45-489	Ergotron Monitor Arms – Dual Direct Arm	79
45-490-216	Ergotron Monitor Arms – Single Arm	77
45-491-216	Ergotron Monitor Arms – Dual Arm	77
45-492-216	Ergotron Monitor Arms – Dual Arm	77
97-558-200	Ergotron WorkFit — Accessories – Tablet/Document Holder	93
97-581-019	Ergotron WorkFit — Accessories – Worksurface	93
97-606	Ergotron WorkFit — Accessories – Conversion Kit Single HD to Dual	92
97-615	Ergotron WorkFit — Accessories – Tall-User Kit for WorkFit Dual	94
97-616	Ergotron WorkFit — Accessories – Conversion Kit: LCD & Laptop to Dual	94
97-617	Ergotron WorkFit — Accessories – Conversion Kit: Dual to LCD & Laptop	94
97-620-060	Ergotron WorkFit — Anti-Fatigue Floor Mat	97

Index

<u>Product Code</u>	<u>Product Description</u>	<u>Page</u>
97-649-085	Ergotron WorkFit — Accessories – Grommet Mount	.93
97-653	Ergotron WorkFit — Accessories – Large Keyboard Tray	.93
97-692	Ergotron WorkFit — Accessories – Grommet Mount	.92
97-783	Ergotron Monitor Arm – Dual Monitor and Handle Kit	.82
97-844	Ergotron Monitor Arm Accessories – LX Pole Collar	.80
97-897	Ergotron WorkFit — Accessories – Deep Keyboard Tray	.95
97-898	Ergotron WorkFit — Accessories – Corner Keyboard Tray	.95
97-933-062	Ergotron WorkFit — Accessories – WorkFit LCD & Laptop Kit	.96
97-934-062	Ergotron WorkFit — Accessories – WorkFit Dual Monitor Kit	.96
97-935-062	Ergotron WorkFit — Accessories – WorkFit Single LCD Monitor Kit	.96
97-940-026	Ergotron Monitor Arm Accessories – LX Arm, Extension and Collar Kit	.80
98-009-026	Ergotron Monitor Arms – HX Triple Monitor Bow Kit	.76
98-009-216	Ergotron Monitor Arms – HX Triple Monitor Bow Kit	.76
98-037-062	Ergotron Monitor Arms – Dual Direct Handle Kit	.79
DM12-1006-1	Ergotron Zip 12 Charging – Ergotron Zip 12 Charging	.101
DTLS-2	Work Tools – Letter Tray Stacking Kit	.61
DTLT-2	Work Tools – Letter Tray	.61
DTPR-3	Work Tools – Paper Sorter	.61
DTWC-2	Work Tools – Tool Cup	.61
EUEH	Compose Connections Electrical Components – Infeed Harness	.40
EUET-0000-1M3N	Electrical Components – Power Tap — Corded Horizontal and Vertical	.55
JCTB	X Series Pedestal Accessories – Pedestal Cushion Kit	.64
JFCA	X Series Accessories – Compressor	.74
JFDA-15	X Series Accessories – Dividers	.74
JFFA-15	X Series Accessories – Front-to-Back Hanging Bars	.74
JFWA	X Series Accessories – Counterweight	.74
JLPD-S1	X Series 1.5H Filing & Storage – 1.5H Lateral File – Proud Front	.65
JLPD-S1	X Series Lateral Files — Freestanding – 2H Lateral File – Proud Style	.69
JLPD-S1	X Series Lateral Files — Freestanding – 3H Lateral File – Proud Style	.70
JLPD-S1	X Series Lateral Files — Freestanding – 4H Lateral File – Proud Style	.71
JLPD-S1	X Series Lateral Files — Freestanding – 5H Lateral File – Proud Style	.72
JLPD-S1A	X Series Lateral Files — Attached – 2H Lateral File – Proud Style	.68
JNAB-S	X Series 1.5H Filing & Storage – Base Liner	.67
JPAH-S1	X Series Pedestals – Attached Pedestal	.62
JPAJ-S1	X Series Pedestals – Attached Pedestal	.62
JPFC-F	X Series 1.5H Filing & Storage – Cushion	.67
JPMA-S1	X Series Pedestals – Mobile Pedestal	.63
JPMH-S1	X Series Pedestals – Mobile Pedestal	.63
JPMJ-S1	X Series Pedestals – Mobile Pedestal	.63
JSPN	X Series 1.5H Filing & Storage – 1.5H Lateral File – Proud Front	.66
JTPL-1830	X Series Lateral Files – File Top	.73
JTPL-1860	X Series Lateral Files – Common File Top	.73
JTPL-3660	X Series Lateral Files – Common File Top	.73
KUHS-0000-H	Work Tools – Hanging Sorter	.60
KUPT-0913-F	Work Tools – Paper Tray — Landscape	.60
KUPT-0913-H	Work Tools – Paper Tray — Landscape	.60
KUR1-0424-PZN	Work Tools	.59
KUSH-0408-H	Work Tools – Mini Shelf	.60
KUTC-0000-H	Work Tools – Tool Cup	.60
KUTS-E	Work Tools – Territory Screen — End-of Run	.59
KUTS-S	Work Tools – Territory Screen — Shared	.59
LBJ1	Lighting — Haworth Collection – Brazo Table Light	.56
LLL2	Lighting — Haworth Collection – LIM Table Light	.57

Product Code	Product Description	Page
LLU2	Lighting — Haworth Collection – LIM Mounted Lighting	57
LUPT	Lighting — Haworth Collection – Pixo Table Light	56
LUTS-0017-19ULD5	Lighting — Haworth – Reed Premier™ Stand-Alone LED Task Light	58
M231-1741	Improv Series – Improv H.E. Mid-Back Chair	114
NUB-1	Compose Adaptable Upper Storage – Overhead Storage Unit / Shelf Gang Clip	31
SCT-20-7111	Very Task – Task Chair	112
SCT-20-7115	Very Task Value Model – Task Chair with 4D Arms	111
SFT-U0-7501A	Fern – Task Chair — Aluminum Base Model	108
SFT-U0-7501A	Fern – Task Chair — Plastic Base Model	107
SFT-U0-7501A5	Fern Value Model – Task Chair with 4D Arms — Plastic Base Model	106
SJT-20-711A	Soji – Task Chair — Plastic Base	113
SUFB	Belong Screens – Height Adjustable Tables	105
SZT-20-711MA1	Zody – Task Chair	110
SZT-20-711MA5	Zody Value Model – Task Chair with 4D Arms	109
TVBA	Hop Table — Base Only – Two Leg	104
TVRA-LJSNTJ	Hop Table — Rectangular – Laminate – Single Stage Electric Adjustment with T-leg Base	102
TVRA-LJSNTV	Hop Table — Rectangular – Laminate – Dual Stage Electric Adjustment for T-leg Base	103
UZFS-PM	Compose Adaptable Upper Storage – Overhead Storage Unit, Standard Mount – Painted Door	31
VZAD-0000-R	Compose Electrical Components – Data Blank Cover	30
VZAL	Compose Panel Accessories – Aligner/Light Block	23
VZAL	Compose Panel Accessories – Half Aligner/Light Block	23
VZAL-1600	Compose Panel Accessories – Vertical Light Block	23
VZAR-0000	Compose Electrical Components – Receptacle Blank Cover	30
VZCC	Compose & Compose Connections Panel Accessories – Top Trim	44
VZCC	Compose & Compose Connections Panel Accessories – Work Rail Top Trim	45
VZCC-0000-H	Compose Panel Accessories – Steel Trim Top Cap Aligner Clip	22
VZCE	Compose Connections End-of-Run Trim – End-of-Run Trim	37
VZCE	Compose Panel Accessories – Full Height Trim and Corner Connectors	19
VZCE-0000-H	Compose Panel Accessories – Steel Trim End-of-Run Bottom Bracket Clip	22
VZCL	Compose Connections 90° Trim and Corner Connectors	38
VZCL	Compose Panel Accessories – Full Height Trim and Corner Connectors	19
VZCS-0000	Compose Panel Accessories – Corner Block Assembly – 90°	22
VZCT	Compose Connections 90° Trim and Corner Connectors — No Top Cap	39
VZCT	Compose Connections 90° Trim and Corner Connectors – 90° Trim and Corner Connectors	38
VZCT	Compose Panel Accessories – Full Height Trim and Corner Connectors	19
VZCT-AN	Compose Panel Accessories – 3-Way Intersection	20
VZCX	Compose Connections 90° Trim and Corner Connectors — No Top Cap	39
VZCX	Compose Connections 90° Trim and Corner Connectors	38
VZCX	Compose Panel Accessories – Full Height Trim and Corner Connectors	19
VZCX-AN	Compose Panel Accessories – 4-Way Intersection	20
VZEB-0000-3	Compose Electrical Components – Base Feed Module – Hardwire Connection	24
VZEB-0000-H2	Compose Electrical Components – Base Feed Module – Hardwire Connection	24
VZEB-0000-H4	Compose Electrical Components – Base Feed Module – Hardwire Connection	24
VZEF-0R05	Compose Electrical Components – Flexible Power Connector – Straight Span, Raceway/ Work-height	29
VZEH-0000-2	Compose Electrical Components – Infeed Harness	26
VZEH-0000-3	Compose Electrical Components – Infeed Harness	26
VZEH-0000-4	Compose Electrical Components – Infeed Harness	26
VZEK-2	Compose Connections Electrical Components – Power Retrofit Kit — Compose and Compose Connections	43
VZEK-3	Compose Connections Electrical Components – Power Retrofit Kit — Compose and Compose Connections	43
VZEK-3BB	Compose Electrical Components – Raceway Retrofit Kit	27
VZEK-4	Compose Connections Electrical Components – Power Retrofit Kit — Compose and Compose Connections	43
VZEK-4BB	Compose Electrical Components – Raceway Retrofit Kit	27
VZEK-NBB	Compose Electrical Components – Raceway Covers	28

Index

Product Code	Product Description	Page
VZER-0003-M	Compose Electrical Components – Triplex Receptacles – 15 Amp	.30
VZER-1500	Compose Electrical Components – Triplex Receptacles – 15 Amp	.30
VZET-2T	Compose Electrical Components – Top Feed Module	.25
VZET-2TA	Compose Connections Electrical Components – Top Feed Module — Compose Connections only	.41
VZET-2TE	Compose Connections Electrical Components – End-of-Run Top Feed Module — Compose Connections only	.42
VZET-2W	Compose Electrical Components – Top Feed Module	.25
VZET-3T	Compose Electrical Components – Top Feed Module	.25
VZET-3TA	Compose Connections Electrical Components – Top Feed Module — Compose Connections only	.41
VZET-3TE	Compose Connections Electrical Components – End-of-Run Top Feed Module — Compose Connections only	.42
VZET-3W	Compose Electrical Components – Top Feed Module	.25
VZET-4T VZET-3W	Compose Electrical Components – Top Feed Module	.25
VZET-4TA	Compose Connections Electrical Components – Top Feed Module — Compose Connections only	.41
VZET-4TE	Compose Connections Electrical Components – End-of-Run Top Feed Module — Compose Connections only	.42
VZET-4W	Compose Electrical Components – Top Feed Module	.25
VZFF	Compose Full Panel Frames – Compose Full Panel Frames	.14
VZFS	Compose Connections Frame – Non-Powered	.32
VZFS	Compose Connections Frame – Powered	.33
VZLL	Compose Connections Frame Leg – 2-, 3-, 4-Way Intersection	.36
VZLL	Compose Connections Frame Leg – In-Line and End-of-Run Condition	.36
VZTI-F2N	Compose Connections Individual Tiles – Fabric Tile — Technology Access / Double	.35
VZTI-F2N	Compose Individual Tiles – Fabric Tile — Technology Access / Double	.18
VZTI-FNC	Compose Connections Individual Tiles – Fabric Tile — Standard Core	.34
VZTI-FNC	Compose Individual Tiles – Fabric Tile	.16
VZTI-FNN	Compose Connections Individual Tiles – Fabric Tile — Standard Core	.34
VZTI-FNN	Compose Individual Tiles – Fabric Tile	.16
VZVE-P	Compose Panel Accessories – Variable Height Trim	.21
VZVT-P	Compose Panel Accessories – Variable Height Trim	.21
WUAR-PHS	Worksurface Accessories – Worksurface Reinforcement Bar	.54
WURA	Adaptable Worksurfaces – Rectangular	.47
ZUAP-0000-PFD	Electrical Components – Power Tap Bracket — Fixed	.55
ZUBF-0000-PN	Worksurface Support – Flush Mount Plate	.50
ZUFJ	Worksurface Support – Single Support Leg	.53
ZZBA	Compose Connections Brackets – Connections Side/Corner Bracket	.46
ZZBA-0000-PL	Worksurface Support – Side/Corner Bracket	.50
ZZBA-0000-PR	Worksurface Support – Side/Corner Bracket	.50
ZZBD	Compose Connections Brackets – Work Rail Top Trim Off-Modular Bracket	.46
ZZBD	Compose Connections Brackets – Worksurface Support Connections Cantilever Bracket	.46
ZZBD	Worksurface Support – Standard Cantilever Bracket	.50
ZZBF-0000-P	Worksurface Support – Anti Dislodgement Bracket for use with Worksurface Support Panels	.52
ZZBN	Worksurface Support – Pedestal-to-Panel Bracket	.50
ZZFD	Worksurface Support – Double Support Leg	.51
ZZFJ	Worksurface Support – P-Leg	.51
ZZFK	Worksurface Support – Double Support Leg	.51
ZZFS	Worksurface Support – Worksurface Support Panels	.52

Great Expectations

You have them as a Haworth customer and so do we. And because we value our customers, we cover our products with the Haworth North America Product Compatibility and Limited Warranty Policy.

Product Compatibility and Limited Warranty Policy

Our Commitment To Product Compatibility – Integrated Product Platforms

As a market leader in the design and manufacture of workspaces that adapt to change, we strive to maintain product compatibility within our various generations of integrated product platforms. This benefits the customer who desires to update or modify their work environment. It also benefits the customer needing to replace a product due to damage or other reasons but which is no longer manufactured or is otherwise unavailable, such as a fabric or finish that is discontinued because of changing market preferences. In both circumstances, we often can provide products with comparable function and performance.

Our Commitment To Product Quality – The Haworth North America Limited Warranty

To ensure customer satisfaction and peace of mind, we stand behind our products with the Haworth North America Limited Warranty. To review the current version of the limited warranty including its terms and conditions, please go to:

www.haworth.com/na/en/resources/warranty.html or contact OneTouch@Haworth.com or 1 877 429 6784.

Warranty Requests or Questions

For questions or service requests pertaining to the Haworth Limited Warranty, please contact your Haworth dealer.

If you are unsure who your dealer is, please contact **OneTouch@Haworth.com or 1 877 429 6784.**

Effective: September 1, 2021

HAWORTH

HAWORTH® is a registered trademark of Haworth, Inc.

© Haworth, Inc. All rights reserved. 2021.12.21

haworth.com | 800 344 2600