

HAWORTH

# Gallery Panels and Desktop Screens

May 2020

Tailored Solutions

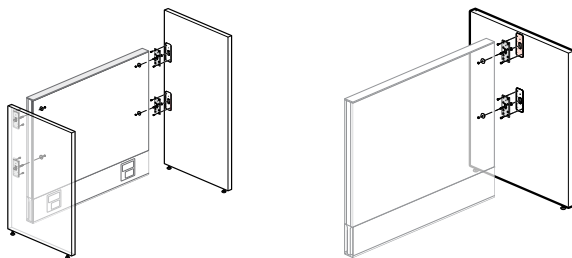


Gallery End Panels and Desktop Screens can be used to create physical separation between workpoints, supporting people's well-being and performance. A variety of sizes, shapes, and finishes are available to accommodate both new and existing applications.

These are just some examples of solutions we can provide. Through our understanding of employee well-being, organizational culture, and floorplate transformation, we will work with you to customize configurations for your unique needs. Please contact your dealer for more information and ordering assistance.

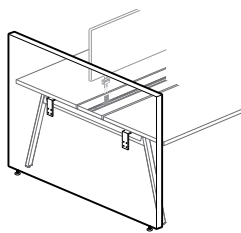


### Gallery End Panels



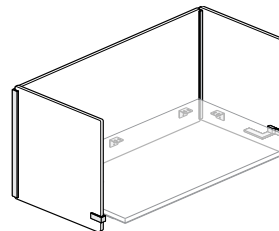
L-Mount Panel

T-Mount Panel

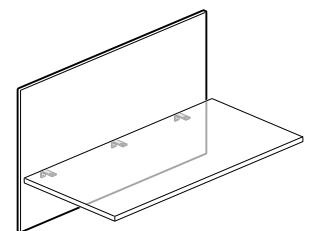


Universal Panel

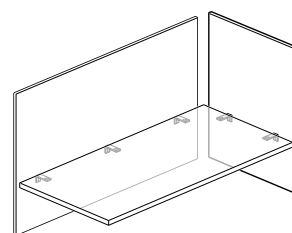
### Desktop Screens



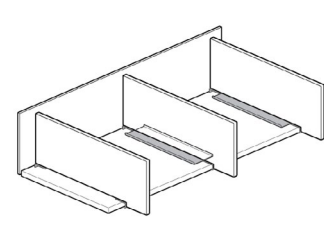
Wrap-Around Screen



Back Screen



End-Mount Screen



Territory Screen

### Key Features

- Increase physical distance between workpoints with minimal impact to footprint size
- Shield workers from adjacent traffic areas and define personal space
- Support individual focused work and reduce visual distractions
- Several mounting options available
- Ideal for use with many Haworth products including Compose®, Compose Connections, Compose Beam, Intuity®, Reside®, Upside™, Hop®, and Planes® height-adjustable benching
- A variety of easy-to-clean materials available, including laminate, glass, veneer, metal, and fabric